



PHYSICAL REPORT OF OPERATION  
As of September 30, 2015


Department : Education  
Agency/OU : Office of the Secretary  
Organization Code (UACS) : 70010000000

Particulars (1)	UACS Code (2)	Physical Target					Physical Accomplishment				Variance as of Sept. 30, 2015		Remarks (14)
		Quarter				Total (7=3+4+5+6)	Quarter			Total (11=8+9+10)	Q3 Targets - Q3 Actual (12=5-10)	Q1 to Q3 Targets - Q1 to Q3 Actual (13=(3+4+5)-11)	
		1st (3)	2nd (4)	3rd (5)	4th (6)		Q1 (8)	Q2 (9)	Q3 (10)				
<b>Part A</b>													
<b>I. OPERATIONS</b>													
<b>MFO 1: Basic Education Policy Services</b>	<b>30100000</b>												
a) No. of plans and policies formulated, reviewed, issued and disseminated			2			2		2	8	10	-8	(8)	Formulated: 2 policies (BERF and transparency board) Reviewed: 6 policies (1. Policy and Guidelines for Comprehensive Tobacco Control; 2. School Improvement Plan; 3. School-Based Management; 4. Policy on Language Mapping for MTB-MLE Implementation; 5. New Organizational Structures of the Central, Regional and Schools Division Offices of the Department of Education; and 6. National Guidelines on Mental Health and Psychosocial Support in Emergencies)
b) % of stakeholders who rate the plans and policies as satisfactory or better					85%	85%							
c) % of policies updated over the last three years					25%	25%							
<b>MFO 2: Basic Education Services</b>	<b>30200000</b>												
<b>Phase 1: Public Kindergarten and Elementary Education</b>													
a) No. of learners ages 5-11 years old enrolled in kindergarten and elem. educ.				15,148,560		15,148,560				-	15,148,560	15,148,560	SY 2015-2016 Kindergarten: Elementary: Waiting for the official enrolment from EMISD-OPS
b) % of learners who scored average or better in the NAT (G6)			85%			85%		83%		83%		2%	SY 2013-2014 result: 85.35% SY 2014-2015 result: 83.30%
c) % of learners who completed the school year			81%			81%		83%		83%		-2%	SY 2014-2015 Completion Rate (public only)

Particulars	UACS Code	Physical Target					Physical Accomplishment				Variance as of Sept. 30, 2015		Remarks
		Quarter				Total	Quarter			Total	Q3 Targets - Q3 Actual	Q1 to Q3 Targets - Q1 to Q3 Actual	
		1st	2nd	3rd	4th		Q1	Q2	Q3				
(1)	(2)	(3)	(4)	(5)	(6)	(7=3+4+5+6)	(8)	(9)	(10)	(11=8+9+10)	(12=5-10)	(13=(3+4+5)-11)	(14)
<b>Part A</b>													
<b>Phase 2: Public Secondary Education</b>													
a) Number of learners ages 12-15 years old enrolled in secondary education				5,904,740		5,904,740				-	5,904,740	5,904,740	SY 2015-2016 Secondary: Waiting for the official enrolment from EMISD-OPS
b) % of learners who scored average or better in the NAT (Y4)			52%			52%		48%		48%		4%	SY 2013-2014 result: 60.56% SY 2014-2015 result: 47.61%
c) % of learners who completed the school year			78%			78%		77%		77%		1%	SY 2014-2015 Completion Rate (public only)
<b>Phase 3: Alternative Learning System</b>													
a) Number of learners above 15 years old served thru ALS Program					475,325	475,325		622,429		622,429	0	(622,429)	FY 2015 (Partial data of enrollees), as of Sept. 21, 2015
b) % of ALS completers who passed the Accreditation and Equivalency Test						47%						0%	
c) % of ALS completers to total number of ALS learners within 10 months						77%						0%	
<b>MFO 3: Regulatory &amp; Dev'tl Services</b>	30300000												
a) Number of GASTPE grantees				499,500	499,500	999,000				-	499,500	499,500	
b) % increase of grantees who scored average or better in the NAT (Y4)			2%			2%		-14.69%		-14.69%		17%	SY 2013-2014 result: 49.26% SY 2014-2015 result: 34.57%
c) Ratio of completers to grantees			82%			82%		79%		78.99%		3%	SY 2014-2015

Prepared by:  
  
 ROGER B. MASAPOL  
 Chief, PPD-OPS  
 Date:

In Coordination with:  
  
 SELWYN C. BRIONES  
 OIC-Budget Division-FMS  
 Date:

Approved by:  
  
 JESUS L.R. MATEO  
 Assistant Secretary for Planning and Development  
 Date: 30.12.15