



Republic of the Philippines
Department of Education

13 SEP 2013

DepEd MEMORANDUM
No. **174**, s. 2013

GUIDELINES ON THE UTILIZATION OF DISTRIBUTION FUNDS FOR CENTRALLY PROCURED LEARNING AND TEACHING MATERIALS

To: Regional Directors
Schools Division/City Superintendents
Heads, Public Elementary Schools
All Others Concerned

1. The Department of Education (DepEd) issues the **Guidelines on the Utilization of Distribution Funds for Centrally Procured Learning and Teaching Materials** for the information and guidance of all concerned.
2. The *distribution funds* allotted for delivery of these learning and teaching materials from the division to the elementary schools is Three Pesos (P 3.00) per copy/set, while from the district offices to the elementary schools is One Peso and Fifty Centavos (P 1.50). The list of learning and teaching materials covered by the *distribution funds* is detailed in Enclosure No. 1, while the breakdown of funds per division is contained in Enclosure No. 2.
3. The *distribution funds* shall be downloaded by the CO to the division offices through the issuance of a sub-ARO in tranches. The release of the corresponding Notice of Cash Allocation (NCA) will be made directly by the Regional Office of the Department of Budget and Management (RO-DBM) to the DOs concerned.
4. The DOs shall maintain a separate subsidiary ledger where receipts and expenditures shall be recorded. The DO shall report the utilization of the *distribution funds*, which will be certified by the division accountant and approved by the schools division/city superintendent (SDS) for submission to the Instructional Materials Council Secretariat (IMCS) at the end of every quarter. The release of the second tranche of *distribution funds* shall be based on the submission of the **Quarterly Disbursement Report and Status of Funds** using the format in Enclosure No. 3.
5. The **distribution funds shall be used only for the actual expenses incurred in** transporting the Learning and Teaching Materials from the division/district offices to the district offices/elementary schools. Schools located near district offices, which serve as the delivery points, shall not incur transportation cost. Hence, they shall not have any allocation, while schools in hard-to-reach areas may need more than the allotted funds per Learning and Teaching Materials.
6. The regional and division offices shall oversee the distribution of the materials to elementary schools to ensure 1:1 ratio of materials to pupils, shall validate deliveries of the Learning and Teaching Materials, and shall ensure proper utilization of the *distribution funds* for the intended purpose.

7. For any query or clarification, all concerned may contact **Engr. Benjamin D.C. Caburnay** or **Mr. Antonio L. Tan** at telefax nos.: (02) 634-0901; (02) 631-4985, mobile phone nos.: 0928-696-0132; 0917-472-0653 or through email addresses: imcs@deped.gov.ph; depedimcs@gmail.com.

8. Immediate dissemination of this Memorandum is desired.


BR. ARMIN A. LUISTRO FSC
Secretary


Encls.:

As stated

Reference:

N o n e

To be indicated in the Perpetual Index
under the following subjects:


FUNDS
INSTRUCTIONAL MATERIALS
MANUALS
PUPILS
SCHOOLS
TEACHERS

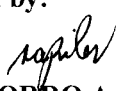
A) Materials Procured and Awarded: (1st Tranche)

Type of Material/s	Delivery Point/s	Awarded Supplier/s	Delivery Period
Manipulative Toys (Batch 1)	District Offices	Asia Prime Comm. Nikka Trading	Jan. to Mar. 2013
Storybooks for Kindergarten (Batch 1)	District Offices	Adarna Books; OMF/ Hiyas; Lampara Books; LG & M	May to Jul. 2013
Kindergarten Activity Sheets Supply & Property Management Handbook	Division Offices	Bookmedia Press	Jun. to Aug. 2013
Learner's Materials (LMs) & Teacher's Guides (TGs) for Grade 1 English TGs for Grade 1 Filipino	District Offices	Bookmedia Press	Jul. to Aug. 2013
LMs for Grade 2 MTB-MLE	District Offices	MGO Enterprises	Aug. to Sept. 2013
LMs for Grade 2 English	District Offices	Lexicon Press	Sept. to Oct. 2013
LMs for Grade 2 Filipino	District Offices	Rex Bookstore, Inc.	Aug. to Sept. 2013
LMs for Grade 2 Mathematics	District Offices	Vibal Publishing, Inc.	Aug. to Sept. 2013
LMs for Grade 2 Araling Panlipunan	District Offices	Vibal Publishing, Inc.	Aug. to Sept. 2013
LMs for Grade 2 Edukasyon sa Pagpapakatao	District Offices	Vibal Publishing, Inc.	Aug. to Sept. 2013
LMs for Grade 2 Music, Arts, P.E., & Health	District Offices	Rex Bookstore, Inc.	Aug. to Sept. 2013

B) Materials to be Procured in 2013 (2nd Semester) (2nd Tranche)

Type of Material/s	Delivery Point/s	Proposed Delivery Period
Storybooks for Kindergarten (Batch 2)	District Offices	Sept. to Nov. 2013
Manipulative Toys (Batch 2)	District Offices	Oct. to Dec. 2013
Audio-Video Materials	Division Offices	Oct. to Dec. 2013
Additional Quantities of Kindergarten Activity Sheets	Division Offices	Sept. to Oct. 2013
Storybooks for Grade 1 (Batch 1)	District Offices	Sept. to Nov. 2013
Non-print & Non-Book Materials for Grade 1 (Batch 1)	District Offices	Oct. to Dec. 2013
Textbooks for English 5, HeKaSi 5 & 6, Filipino 5 & 6, and Mathematics 6	Division Offices	Oct. to Dec. 2013
Additional Quantities of LMs for Grade 1 & 2 MTB-MLE, English Filipino, Mathematics, Araling Panlipunan, Music, Arts, P.E. & Health, Edukasyon sa Pagpapakatao	District Offices	Sept. to Nov. 2013
MADRASAH Materials (ALIVE Program)	Division Offices	Sept. to Nov. 2013
SPED Reference Materials	Division Offices	Sept. to Nov. 2013


Prepared by: 
CAROLINA T. RIVERA
 Project Development Officer V
 Chief, Procurement Monitoring Division

Noted and Reviewed by:

SOCORRO A. PILOR
 Executive Director

Summary of Distribution of Funds Per Division for Centrally Procured Textbooks (TXs),
Enclosure to DepEd Order No.____: Policies and Guidelines on the Utilization of Distribution Funds
for Centrally Procured Textbooks (TXs), Teacher's Manuals (TMs) and K to 12 Basic Instructional Materials (IMs)

Type of Materials	Delivery Point	Total Quantity	Total Cost
1 Kindergarten Activity Sheets Supply	Division	1,746,483	5,239,449.00
2 Property Management Handbook for District and Elementary School	Division	45,000	135,000.00
3 Learner's Materials & TG for Gr. 1 English	District	3,085,114	4,627,671.00
4 Teacher's Guide for Gr. 1 Filipino	District	73,109	109,663.50
5 Learner's Materials for Gr. 2 English	District	2,508,765	3,763,147.50
6 Learner's Materials for Gr. 2 Filipino	District	2,508,765	3,763,147.50
7 Learner's Materials for Gr. 2 English - Buffer	District	132,398	198,597.00
8 Learner's Materials for Gr. 2 Filipino - Buffer	District	191,559	287,338.50
9 Learner's Materials for Gr. 2 MTB-MLE	District	2,508,765	3,763,147.50
10 Learner's Materials for Gr. 2 Mathematics	District	2,508,765	3,763,147.50
11 Learner's Materials for Gr. 2 Araling Panlipunan	District	2,508,765	3,763,147.50
12 Learner's Materials for Gr. 2 Edukasyon sa Pagpapakatao	District	2,508,765	3,763,147.50
13 Learner's Materials for Gr. 2 Music, Arts, PE & Health	District	2,508,765	3,763,147.50
14 Storybooks for Kindergarten	District	1,709,620	2,564,430.00
15 Manipulative Toys for Kindergarten	District	225,000	337,500.00
TOTAL		24,769,638	39,841,681.50

Prepared by:


SIENNA L. CELSO
Admin Support Staff

Reviewed by:


CAROLINA T. RIVERA
Chief, Procurement Monitoring Division


Noted by:


SOCORRO A. PILOR
Executive Director II, IMCS

(Enclosure No. 2b to DepEd Memorandum No. 174, s. 2013)

Allocation of Distribution of Funds Per Division for Centrally Procured Textbooks (TXs),
Enclosure to DepEd Order City _____ Policies and Guidelines on the Utilization of Distribution Funds
for Centrally Procured Textbooks (TXs), Teacher's Manuals (TMs) and K to 12 Basic Instructional Materials (IMs)

Breakdown of Funds per Division

Zone	Region	Division	Qty. of Kinder Activity Sheet	Amount	Qty. of Supply & Property Handbook	Amount	Qty. of Gr. 1 English		Amount	Qty. of Gr. 2 English		Amount	Buffer		TOTAL COST
							TG	LM		TG	LM		Qty. of Gr. 2 English	Qty. of Gr. 2 Filipino	
		Regional Office		3.00											3.00
I	I	Iloos Norte	3,554	26,522.00	368	1,104.00	390	10,993	17,553.50	10,259	30,777.00	308	921.00	308	77,020.50
I	I	Iloos Sur	9,532	28,996.00	488	1,404.00	504	14,015	22,534.50	13,027	30,081.00	391	1,173.00	391	93,088.50
I	I	La Union	11,539	34,617.00	332	998.00	437	15,547	24,631.50	14,638	43,914.00	440	1,320.00	440	105,478.50
I	I	Pangasinan I, Lingayen	27,703	83,109.00	580	1,740.00	910	36,338	55,724.00	32,090	96,180.00	982	2,886.00	982	239,648.00
I	I	Pangasinan II, Binalonan	21,171	63,513.00	494	1,482.00	704	26,562	40,456.00	24,330	74,790.00	748	2,241.00	748	192,494.00
I	I	Alamos City	1,822	5,466.00	41	123.00	61	2,498	3,930.00	2,276	6,828.00	69	207.00	69	16,554.00
I	I	Caraga City	1,058	3,177.00	32	96.00	39	1,309	2,080.50	1,208	3,624.00	37	111.00	37	9,088.50
I	I	Davao City	1,823	8,469.00	39	117.00	120	4,967	7,795.50	4,033	12,099.00	121	363.00	121	28,945.50
I	I	Legazpi City	1,303	4,539.00	36	114.00	60	2,226	3,519.00	2,989	6,267.00	63	189.00	63	14,598.00
I	I	San Carlos City, I	4,680	13,901.00	63	189.00	236	5,336	8,172.00	4,782	14,346.00	144	432.00	144	37,629.00
I	I	San Fernando City, I	1,445	4,336.00	29	87.00	64	2,382	3,765.00	2,075	6,226.00	63	189.00	63	14,601.00
I	I	Undersea City	2,682	8,046.00	48	144.00	89	3,683	5,885.50	3,367	10,101.00	102	306.00	102	24,403.50
I	I	Vigan City	851	2,553.00	22	66.00	30	1,164	1,836.00	1,129	3,387.00	34	102.00	34	7,944.00
I	I	Sub-total	94,734	287,202.00	2,555	7,665.00	3,644	125,014	198,453.00	115,873	347,619.00	3,482	10,448.00	3,482	851,385.00
II	II	Regional Office		3.00											3.00
II	II	Batanes	372	1,116.00	77	81.00	24	472	780.00	426	1,278.00	13	36.00	13	3,294.00
II	II	Cagayan	20,557	61,571.00	747	2,241.00	836	27,467	43,705.50	24,488	73,864.00	736	2,206.00	736	188,288.50
II	II	Tuguegarao City	2,153	6,459.00	33	96.00	76	2,942	4,941.00	2,630	8,490.00	85	256.00	85	19,944.00
II	II	Isabela	22,896	68,898.00	890	2,670.00	1,035	32,888	52,452.00	29,592	88,776.00	888	2,561.00	888	215,250.00
II	II	Caraga City	2,528	7,584.00	71	213.00	85	3,070	4,880.00	2,949	8,947.00	89	267.00	89	21,354.00
II	II	Santiago City	2,417	7,251.00	37	111.00	84	3,336	5,266.00	2,827	8,481.00	85	256.00	85	21,354.00
II	II	Nueva Vizcaya	7,312	21,936.00	353	1,058.00	408	13,022	20,751.00	11,105	33,316.00	334	1,002.00	334	78,083.00
II	II	Quirino	3,053	9,159.00	179	537.00	188	5,534	8,965.00	4,744	14,232.00	143	429.00	143	33,222.00
II	II	Sub-total	67,288	183,864.00	2,338	7,014.00	2,734	88,741	141,313.50	78,961	236,843.00	2,372	7,116.00	2,372	576,190.50
III	III	Regional Office		3.00											3.00
III	III	Agusan City	3,084	9,262.00	147	441.00	221	10,315	16,136.50	8,794	26,552.00	264	792.00	264	42,972.50
III	III	Aurora	4,488	13,404.00	181	543.00	199	6,749	10,291.50	6,070	18,210.00	183	549.00	183	43,426.50
III	III	Balanga City	1,630	4,890.00	21	63.00	58	2,546	3,996.00	2,029	6,087.00	61	183.00	61	15,219.00
III	III	Bataan	10,985	32,956.00	466	1,455.00	386	15,418	24,286.00	14,406	43,218.00	433	1,286.00	433	103,215.00
III	III	Bulacan	31,577	94,731.00	42	126.00	1,386	56,643	89,125.50	49,123	147,399.00	1,474	4,422.00	1,474	335,770.50
III	III	Cebuana City	4,830	14,490.00	34	102.00	161	7,063	11,071.50	6,158	18,474.00	185	556.00	185	44,692.50
III	III	Cagayan City	2,534	7,602.00	637	1,911.00	76	2,985	4,671.00	2,675	8,026.00	81	243.00	81	22,458.00
III	III	Mactac City	3,493	10,494.00	51	153.00	118	4,972	7,812.00	4,331	12,993.00	130	386.00	130	31,842.00
III	III	Maroz Science City	1,517	4,551.00	38	108.00	58	2,154	3,406.00	2,034	6,102.00	62	186.00	62	14,332.00
III	III	Nueva Ecija	23,445	79,336.00	62	186.00	975	36,095	57,001.50	32,932	98,796.00	988	2,961.00	988	238,348.50
III	III	Palawan City	3,895	11,085.00	36	108.00	132	5,798	8,968.00	5,159	15,477.00	156	465.00	156	36,083.00
III	III	Pampanga	27,589	82,527.00	505	1,516.00	1,108	45,043	70,888.50	41,044	123,132.00	1,232	3,686.00	1,232	287,758.50
III	III	San Fernando City, III	3,915	11,746.00	48	144.00	167	7,588	11,883.00	6,334	19,002.00	191	573.00	191	43,347.00
III	III	San Jose City	2,543	7,629.00	42	126.00	87	3,315	5,235.00	2,961	8,853.00	89	267.00	89	22,110.00

Zone	Region	Division	Qty of Kinder Activity Sheet	Amount	Qty. of Supply & Property Handbook	Amount	Qty. of Gr. 1 English	Qty. of Gr. 1 Filipino	Amount	Qty. of Gr. 2 English	Qty. of Gr. 2 Filipino	Amount	Buffer		TOTAL COST			
													Qty. of Gr. 2 English	Qty. of Gr. 2 Filipino		Amount		
ZONE 1	N/A	Regional Office	381,158	1,086,472.00	9,678	29,028.00	14,747	527,833	14,747.00	855,993.50	475,813	475,813	1,427,439.00	14,294	14,294	42,062.00	3,591,916.50	
		San Jose del Monte City	4,716	14,148.00	452	1,365.00	259	12,600	259	19,677.00	10,957	10,957	32,571.00	326	326	974.00	88,730.00	
		Tarlac City	5,320	15,960.00	53	279.00	693	26,748	693	40,701.00	7,910	7,910	23,730.00	238	238	714.00	81,364.00	
		Tarlac Province	14,994	44,712.00	283	788.00	144	8,205	144	12,741.00	23,484	23,484	70,462.00	705	705	2,115.00	130,889.00	
		Zambales	10,332	30,996.00	32	96.00	417	16,044	417	26,317.00	13,959	13,959	41,877.00	419	419	1,267.00	99,543.00	
		Sub-total	161,503	499,509.00	3,748	9,504.00	6,645	289,172	6,645	423,693.00	240,240	240,240	720,720.00	7,216	7,216	21,642.00	1,666,074.00	
		Regional Office					1	3.00									3.00	
		Alaya	13,404	55,212.00	490	1,470.00	840	31,673	840	50,029.50	27,091	27,091	81,273.00	813	813	2,439.00	190,423.50	
		Ligao City	2,905	8,716.00	44	132.00	120	5,197	120	8,185.50	4,289	4,289	12,997.00	129	129	381.00	30,296.50	
		Ligao City	2,616	7,848.00	59	177.00	107	4,282	107	6,714.00	3,356	3,356	10,008.00	101	101	303.00	25,092.00	
Ligao City	3,776	11,328.00	48	144.00	135	5,797	135	9,100.50	4,736	4,736	14,208.00	143	143	429.00	35,209.50			
Camarines Norte	12,937	38,811.00	267	801.00	529	21,093	529	33,226.50	17,363	17,363	52,059.00	521	521	1,563.00	728,424.00			
Camarines Sur	41,085	123,285.00	900	2,700.00	1,744	68,396	1,744	107,826.00	55,127	55,127	165,381.00	1,654	1,654	4,962.00	404,124.00			
Naga City	1,051	12,153.00	33	99.00	134	5,787	134	9,082.50	4,779	4,779	14,337.00	144	144	432.00	38,103.50			
ZONE 2	N/A	Regional Office			1	3.00										3.00		
		Masbate	5,407	16,221.00	191	573.00	232	7,815	232	12,418.50	6,787	6,787	20,301.00	204	204	612.00	50,125.50	
		Occidental Mindoro	10,998	32,994.00	314	942.00	513	19,619	513	30,967.50	15,217	15,217	45,651.00	457	457	1,371.00	111,925.50	
		Oriental Mindoro	15,548	46,644.00	433	1,289.00	633	23,860	633	37,889.00	20,766	20,766	62,298.00	623	623	1,869.00	149,799.00	
		Palawan	20,009	60,027.00	624	1,872.00	926	34,613	926	54,697.50	27,691	27,691	83,073.00	831	831	2,493.00	202,162.50	
		Romblon	3,016	24,048.00	230	690.00	301	10,882	301	17,196.00	9,051	9,051	27,153.00	272	272	816.00	69,989.00	
		Cebu City	2,288	6,864.00	53	159.00	92	3,681	92	5,787.50	3,048	3,048	9,144.00	92	92	276.00	22,270.50	
		Puerto Princesa City	4,438	13,314.00	79	237.00	190	7,441	190	12,181.50	6,321	6,321	18,963.00	190	190	576.00	45,265.50	
		Sub-total	66,714	200,142.00	1,925	5,775.00	2,897	108,191	2,897	179,947.50	88,861	88,861	266,583.00	2,669	2,669	8,007.00	651,454.50	
		Regional Office					1	3.00									3.00	
Alaya	13,404	55,212.00	490	1,470.00	840	31,673	840	50,029.50	27,091	27,091	81,273.00	813	813	2,439.00	190,423.50			
Ligao City	2,905	8,716.00	44	132.00	120	5,197	120	8,185.50	4,289	4,289	12,997.00	129	129	381.00	30,296.50			
Ligao City	2,616	7,848.00	59	177.00	107	4,282	107	6,714.00	3,356	3,356	10,008.00	101	101	303.00	25,092.00			
Ligao City	3,776	11,328.00	48	144.00	135	5,797	135	9,100.50	4,736	4,736	14,208.00	143	143	429.00	35,209.50			
Camarines Norte	12,937	38,811.00	267	801.00	529	21,093	529	33,226.50	17,363	17,363	52,059.00	521	521	1,563.00	728,424.00			
Camarines Sur	41,085	123,285.00	900	2,700.00	1,744	68,396	1,744	107,826.00	55,127	55,127	165,381.00	1,654	1,654	4,962.00	404,124.00			
Naga City	1,051	12,153.00	33	99.00	134	5,787	134	9,082.50	4,779	4,779	14,337.00	144	144	432.00	38,103.50			

Zone	Region	Division	Qty of Kinder Activity Sheet	Amount	Qty of Supply & Property Handbook	Amount	Qty of Gr. 1 English	Qty of Gr. 1 Filipino	Amount	Qty of Gr. 2 English	Qty of Gr. 2 Filipino	Amount	Buffer		Amount	TOTAL COST
													Qty of Gr. 2 English	Qty of Gr. 2 Filipino		
ZONE 2	NCR	Regional Office			1	3.00										3.00
	NCR	Alabon	12,486	37,488.00	340	1,020.00	489	17,399	27,565.50	14,799	44,397.00	444	444	1,332.00	111,802.50	
	NCR	Antique	14,416	43,248.00	507	1,503.00	619	19,645	31,324.50	16,112	48,336.00	484	484	1,452.00	125,863.50	
	NCR	Bacolod City	6,861	20,583.00	53	159.00	300	14,591	22,786.50	11,203	33,609.00	337	337	1,011.00	78,148.50	
	NCR	Bago City	2,545	7,635.00	41	123.00	137	5,595	8,803.50	4,207	12,621.00	127	127	381.00	29,563.50	
	NCR	Capiz	2,618	7,854.00	55	168.00	136	5,472	8,616.00	4,294	12,802.00	129	129	387.00	29,907.00	
	NCR	Carig	12,989	37,767.00	440	1,320.00	527	17,538	27,888.00	15,644	46,932.00	470	470	1,410.00	115,317.00	
	NCR	Compostela	3,282	9,876.00	43	129.00	104	4,564	7,158.00	3,725	11,235.00	113	113	336.00	28,707.00	
	NCR	Davao City	3,198	9,594.00	105	318.00	130	4,572	7,248.00	3,775	11,235.00	114	114	342.00	28,827.00	
	NCR	Guimaras	1,595	4,785.00	109	317.00	133	5,521	8,281.50	4,379	13,137.00	132	132	396.00	31,057.50	
	NCR	Ibato City	3,457	10,371.00	109	317.00	133	5,521	8,281.50	4,379	13,137.00	132	132	396.00	31,057.50	
	NCR	Iloilo City	5,018	15,054.00	60	180.00	164	10,173	15,715.50	8,684	25,920.00	280	280	780.00	57,727.50	
	NCR	Passig City	2,545	7,635.00	38	114.00	76	5,110	7,665.00	2,182	6,546.00	66	66	198.00	22,396.00	
	NCR	Negros Occidental	29,735	89,205.00	612	1,836.00	761	24,842	37,263.00	24,842	37,263.00	612	612	1,836.00	256,698.00	
	NCR	Estrella City	1,692	5,076.00	30	90.00	93	4,172	6,337.00	2,729	8,107.00	82	82	246.00	20,136.00	
	NCR	Kabataan City	4,316	12,948.00	75	225.00	136	7,904	12,264.00	5,396	16,188.00	162	162	486.00	42,111.00	
	NCR	La Carlota City	1,401	4,203.00	28	84.00	33	1,884	2,904.00	1,674	5,022.00	51	51	153.00	12,402.00	
	NCR	Sagay City	2,303	6,909.00	56	168.00	127	5,406	8,490.00	4,289	12,907.00	129	129	372.00	28,761.00	
	NCR	San Carlos City	2,200	6,600.00	65	195.00	264	5,417	8,125.50	4,105	12,315.00	124	124	372.00	28,399.50	
	NCR	Silay City	2,411	7,233.00	37	111.00	92	3,741	5,887.50	2,805	8,415.00	85	85	255.00	21,901.50	
NCR	Sub-total	144,173	432,519.00	3,621	10,863.00	6,203	229,746	378,228.00	199,990	599,970.00	5,710	5,710	17,130.00	1,408,710.00		
Zone 3	Regional Office				1	3.00									3.00	
CO	DepEd MMS		1,200	3,600.00	3,731	11,193.00							57,038	16,199	289,885.50	274,648.50
	Sub-total		1,200	3,600.00	3,731	11,193.00							57,038	16,199	289,885.50	274,648.50
	TOTAL		533,075	1,596,228.00	12,328	37,956.00	18,301	940,783	1,408,073.50	706,332	706,332	2,338,998.00	80,650	138,811	330,081.50	5,795,574.00

Zone	Region	Division	City of Kinder Activity Sheet	Amount	City of Supply & Property Handbook	Amount	City of Gr. 1 English	City of Gr. 1 Filipino	Amount	City of Gr. 2 English	City of Gr. 2 Filipino	Amount	Buffer		Amount	TOTAL COST
													City of Gr. 2 English	City of Gr. 2 Filipino		
X		Lanao del Norte	13,615	55,845.00	366	1,088.00	573	573	43,944.00	18,787	18,787	66,301.00	664	664	1,697.00	158,530.00
X		Madaya City	3,335	10,005.00	71	213.00	146	146	9,670.50	4,626	4,626	13,878.00	139	139	417.00	34,182.50
X		Masinao Occidental	1,583	4,749.00	329	987.00	359	359	15,619.50	7,859	7,859	23,577.00	236	236	708.00	45,640.50
X		Masinao Oriental	15,950	47,850.00	387	1,161.00	645	645	39,585.50	20,358	20,358	61,074.00	611	611	1,832.00	151,486.50
X		Ocosima City	1,216	3,648.00	49	147.00	63	63	3,133.50	1,618	1,618	4,854.00	49	49	141.00	11,929.50
X		Ozamis City	2,351	6,983.00	54	162.00	100	100	6,665.00	3,102	3,102	9,366.00	94	94	281.00	23,208.00
X		Targud City	1,900	4,980.00	61	183.00	70	70	5,382.00	1,943	1,943	5,529.00	56	56	168.00	13,985.00
X		Valencia City	4,017	12,051.00	60	180.00	154	154	11,688.00	5,043	5,043	15,129.00	152	152	456.00	39,504.00
X		Sub-total	99,983	299,949.00	2,237	6,711.00	3,964	3,964	264,383.00	129,986	129,986	380,958.00	3,817	3,817	11,451.00	963,632.00
XI		Regional Office			1	3.00										3.00
XI		Composita Valley	13,594	40,782.00	338	1,014.00	638	638	41,430.00	22,015	22,015	66,045.00	661	661	1,962.00	151,234.00
XI		Davao City	22,169	66,507.00	307	921.00	754	754	68,991.00	36,432	36,432	109,286.00	1,093	1,093	3,276.00	246,994.00
XI		Davao del Norte	3,238	24,714.00	181	543.00	391	391	25,002.00	13,875	13,875	41,625.00	417	417	1,251.00	94,629.00
XI		Island Garden City of Samal	1,949	5,947.00	55	165.00	82	82	5,209.50	2,879	2,879	8,627.00	87	87	261.00	20,719.50
XI		Paradise City	2,910	8,730.00	48	144.00	149	149	9,804.00	5,167	5,167	15,501.00	156	156	468.00	34,647.00
XI		Teguran City	3,322	9,996.00	35	105.00	169	169	10,990.50	6,202	6,202	18,606.00	187	187	561.00	40,286.50
XI		Davao del Sur	16,566	50,588.00	410	1,230.00	863	863	53,671.50	25,049	25,049	75,147.00	752	752	2,264.00	182,872.50
XI		Davao Oriental	3,165	15,495.00	326	978.00	672	672	41,457.00	19,089	19,089	57,267.00	573	573	1,716.00	116,916.00
XI		Malit City	6,585	19,755.00	40	120.00	107	107	8,299.50	3,979	3,979	11,937.00	120	120	360.00	29,191.50
XI		Digos City	2,827	8,481.00	40	120.00	107	107	8,299.50	3,979	3,979	11,937.00	120	120	360.00	29,191.50
XI		Sub-total	63,625	260,875.00	1,741	5,222.00	3,835	3,835	265,752.00	134,687	134,687	400,061.00	4,046	4,046	12,138.00	938,052.00
XII		Regional Office			1	3.00										3.00
XII		Comodoro City	3,512	10,536.00	36	108.00	173	173	12,008.00	6,229	6,229	18,687.00	187	187	561.00	41,907.00
XII		North Cotabato	33,687	101,061.00	672	2,016.00	1,080	1,080	65,641.50	35,627	35,627	106,881.00	1,069	1,069	3,207.00	278,969.50
XII		Kidapawan City	2,889	8,667.00	59	177.00	90	90	6,195.00	3,248	3,248	9,744.00	98	98	291.00	25,071.00
XII		Sarangani	14,939	43,970.00	261	783.00	527	527	34,506.00	18,072	18,072	54,216.00	543	543	1,624.00	134,807.00
XII		South Cotabato	13,291	39,873.00	308	924.00	589	589	36,919.00	19,407	19,407	58,221.00	583	583	1,749.00	137,986.00
XII		General Santos City	10,395	31,089.00	84	252.00	347	347	25,771.50	14,363	14,263	42,789.00	428	428	1,281.00	107,694.50
XII		Koronadal City	2,570	7,710.00	51	153.00	108	108	6,917.00	3,685	3,685	11,055.00	111	111	331.00	26,765.00
XII		Sultan Kudarat	12,552	37,656.00	350	1,050.00	622	622	35,617.50	19,185	19,185	57,558.00	576	576	1,728.00	133,699.50
XII		Taungtayog City	1,527	4,581.00	30	90.00	59	59	3,684.00	2,233	2,233	6,699.00	67	67	201.00	15,411.00
XII		Sub-total	94,878	284,634.00	1,852	5,566.00	3,595	3,595	227,332.50	121,950	121,950	365,850.00	3,662	3,662	10,986.00	894,358.50
XIII		Regional Office			1	3.00										3.00
XIII		Aguasan del Norte	7,257	21,771.00	207	621.00	323	323	19,321.50	10,638	10,638	32,514.00	326	326	976.00	75,205.50
XIII		Basilan City	7,999	22,997.00	119	357.00	278	278	17,514.00	8,995	8,695	26,088.00	261	261	783.00	67,639.00
XIII		Aguasan del Sur	10,779	32,337.00	481	1,443.00	741	741	42,595.50	22,635	22,635	67,905.00	690	690	2,041.00	146,291.50
XIII		Dinagat Islands	2,263	6,789.00	118	354.00	136	136	4,437.00	3,164	3,164	9,492.00	95	95	281.00	23,392.00
XIII		Surigao del Norte	4,402	13,206.00	171	513.00	208	208	11,297.00	5,789	5,789	17,277.00	173	173	519.00	42,807.00
XIII		Surigao	2,963	8,889.00	133	399.00	157	157	7,963.50	4,154	4,154	12,462.00	125	125	375.00	29,988.00
XIII		Surigao City	2,751	8,253.00	75	225.00	129	129	7,993.50	3,900	3,900	11,700.00	117	117	351.00	27,823.50
XIII		Surigao del Sur	9,174	27,527.00	413	1,239.00	528	528	29,092.50	15,245	15,245	45,735.00	458	458	1,371.00	104,960.50
XIII		Bislig City	2,059	6,177.00	55	165.00	79	79	4,600.50	2,622	2,622	7,566.00	76	76	228.00	18,738.00
XIII		Baybayan City	4,253	12,759.00												12,759.00
XIII		Sub-total	63,900	190,900.00	1,773	5,316.00	2,579	2,579	143,996.50	76,913	76,913	230,739.00	2,311	2,311	6,933.00	549,457.50
ARMM		Regional Office			1	3.00										3.00
ARMM		Basilan	6,345	19,035.00	142	426.00	246	246	15,316.00	7,513	7,513	22,539.00	226	226	676.00	44,415.00
ARMM		Lamitan City	2,244	6,732.00	46	138.00	85	85	5,244.00	16,523	16,523	49,569.00	90	90	270.00	61,993.00
ARMM		Lanao del Sur - IA	3,737	26,211.00	201	603.00	457	457	30,144.50	15,957	15,957	47,871.00	496	496	1,486.00	106,319.00
ARMM		Lanao del Sur - IB	5,342	19,026.00	237	711.00	429	429	28,440.50	11,655	11,655	34,965.00	479	479	1,437.00	84,579.00
ARMM		Marawi City	5,570	16,710.00	79	237.00	330	330	21,389.50	12,986	12,986	37,758.00	360	360	1,090.00	77,143.50

Zone	Region	Division	Qty. of Kinder Activity Sheet	Amount	Qty. of Supply & Property Handbook	Amount	Qty. of Gr. 1 English	Qty. of Gr. 1 Filipino	Amount	Qty. of Gr. 2 English	Qty. of Gr. 2 Filipino	Amount	Butter		Amount	TOTAL COST
													Qty. of Gr. 2 English	Qty. of Gr. 2 Filipino		
	ARMM	Larao del Sur - IA	1,810	14,430.00	225	675.00	335	14,594	22,896.00	8,897	8,897	28,691.00	378	378	1,341.00	63,626.02
	ARMM	Larao del Sur - IB	5,609	16,827.00	144	432.00	260	10,602	16,683.00	23,028	23,028	69,084.00	267	267	801.00	103,827.02
	ARMM	Magudancia I	1,122	33,366.00	306	918.00	816	33,344	52,664.00	17,237	17,237	51,711.00	691	691	2,072.00	140,522.02
	ARMM	Magudancia II	1,713	36,139.00	289	867.00	597	24,206	38,100.00	13,363	13,363	40,059.00	518	518	1,564.00	115,719.02
	ARMM	Sulu I	5,829	20,787.00	224	672.00	406	16,246	25,587.00	10,746	10,746	32,238.00	401	401	1,203.00	80,487.02
	ARMM	Sulu II	3,973	11,919.00	206	618.00	366	14,225	22,342.50	17,842	17,842	53,526.00	323	323	969.00	89,374.52
	ARMM	Tawi-Tawi	1,570	34,710.00	299	897.00	500	20,399	32,086.00	158,323	158,323	474,969.00	536	536	1,608.00	69,210.02
	ASMM	Sub-total	84,964	254,892.00	2,369	7,107.00	4,796	197,437	310,693.50	158,323	158,323	474,969.00	4,755	4,755	14,265.00	1,061,926.50
ZONE 4		TOTAL	493,674	1,461,043.00	12,177	36,531.00	22,511	920,639	1,448,778.00	732,492	732,492	2,197,476.00	22,005	22,005	66,015.00	5,229,813.00

Prepared by:

Sienna L. Celso
SIENNA L. CELSO
 ADMIN SUPPORT STAFF

Reviewed by:

Carolina T. Rivera
CAROLINA T. RIVERA
 Chief, Procurement Monitoring Division

Noted by:

Socorro A. Pilor
SOCORRO A. PILOR
 Executive Director (I), IMCS

(Enclosure No. 2c to DepEd Memorandum No. 174, s. 2013)

Allocation of Distribution of Funds Per Division for Centrally Procured Textbooks (TXs),
Enclosure to DepEd Order No. _____; Policies and Guidelines on the Utilization of Distribution Funds
for Centrally Procured Textbooks (TXs), Teacher's Manuals (TMs) and K to 12 Basic Instructional Materials (IMs)

Breakdown of Funds per Division

Zone	Region	Division	GRADE 2					DISTRICT DELIVERY					TOTAL COST
			MTB/MLE	MATH	ARALING PANLIPUNAN	ESP	MAPEH	Amount	STORY BOOK	Amount	MANIPULATIVE TOYS	Amount	
I	I	Aklan City	2,276	2,276	2,276	2,276	2,276	17,070.00	1,520	2,280.00	200	300.00	19,650.00
I	I	Candon City	1,208	1,208	1,208	1,208	1,208	9,060.00	1,178	1,767.00	155	232.50	11,059.50
I	I	Dagupan City	4,033	4,033	4,033	4,033	4,033	30,247.50	2,166	3,249.00	285	427.50	33,924.00
I	I	Ilocos Norte	10,259	10,259	10,259	10,259	10,259	76,942.50	13,566	20,349.00	1,785	2,677.50	99,969.00
I	I	Ilocos Sur	13,027	13,027	13,027	13,027	13,027	97,702.50	18,164	27,246.00	2,390	3,585.00	128,533.50
I	I	La Union	14,638	14,638	14,638	14,638	14,638	109,785.00	13,642	20,463.00	1,795	2,692.50	132,940.50
I	I	Laoag City	2,089	2,089	2,089	2,089	2,089	15,667.50	1,368	2,052.00	180	270.00	17,989.50
I	I	Pangasinan I	32,060	32,060	32,060	32,060	32,060	240,450.00	25,650	38,475.00	3,375	5,062.50	283,987.50
I	I	Pangasinan II, Binabunan	24,930	24,930	24,930	24,930	24,930	186,975.00	23,104	34,656.00	3,040	4,560.00	226,191.00
I	I	San Carlos City, I	4,782	4,782	4,782	4,782	4,782	35,985.00	2,888	4,332.00	380	570.00	40,767.00
I	I	San Fernando City, I	2,075	2,075	2,075	2,075	2,075	15,562.50	1,064	1,596.00	140	210.00	17,368.50
I	I	Urdaneta City	3,367	3,367	3,367	3,367	3,367	25,252.50	1,976	2,964.00	260	390.00	28,606.50
I	I	Vigan City	1,129	1,129	1,129	1,129	1,129	8,467.50	798	1,197.00	105	157.50	9,822.00
I	I		Sub-total	115,873	115,873	115,873	115,873	889,047.50	107,084	160,626.00	14,090	21,135.00	1,050,808.50
II	II	Regional Office											
II	II	Batanes	426	426	426	426	426	3,195.00	1,140	1,710.00	150	225.00	5,130.00
II	II	Cagayan	24,488	24,488	24,488	24,488	24,488	183,660.00	28,424	42,636.00	3,740	5,610.00	231,906.00
II	II	Cauayan City	2,949	2,949	2,949	2,949	2,949	22,117.50	2,660	3,990.00	360	525.00	26,632.50
II	II	Isabela	29,592	29,592	29,592	29,592	29,592	221,940.00	33,792	50,673.00	4,445	6,667.50	279,280.50
II	II	Nueva Vizcaya	11,105	11,105	11,105	11,105	11,105	83,287.50	13,376	20,064.00	1,760	2,640.00	105,991.50
II	II	Quirino	4,744	4,744	4,744	4,744	4,744	35,580.00	6,460	9,690.00	860	1,275.00	46,545.00
II	II	Santiago City	2,827	2,827	2,827	2,827	2,827	21,202.50	1,368	2,062.00	180	270.00	23,524.50
II	II	Tuguegarao City	2,830	2,830	2,830	2,830	2,830	21,225.00	1,330	1,995.00	175	262.50	23,482.50
II	II		Sub-total	78,961	78,961	78,961	78,961	582,207.50	88,540	132,810.00	11,650	17,475.00	742,492.50
III	III	Regional Office											
III	III	Angelas City	8,784	8,784	8,784	8,784	8,784	65,880.00	2,204	3,306.00	290	435.00	69,621.00
III	III	Aurora	6,070	6,070	6,070	6,070	6,070	45,525.00	5,586	8,379.00	735	1,102.50	55,006.50
III	III	Balanga City	2,029	2,029	2,029	2,029	2,029	15,217.50	1,140	1,710.00	150	225.00	17,152.50
III	III	Bataan	14,406	14,406	14,406	14,406	14,406	108,045.00	10,260	15,390.00	1,360	2,025.00	125,660.00
III	III	Bulacan	49,123	49,123	49,123	49,123	49,123	388,422.50	22,876	34,314.00	3,010	4,515.00	407,251.50
III	III	Cabanatuan City	6,158	6,158	6,158	6,158	6,158	46,185.00	3,288	4,902.00	430	645.00	51,732.00

Zone	Region	Division	GRADE 2					Amount	STORY BOOK	Amount	MANIPULATIVE TOYS	Amount	TOTAL COST
			MTB-MILE	MATH	ARALING PANLIPUNAN	Esp	MAPEH						
	III	Capang City	2,675	2,675	2,675	2,675	2,675	20,062.50	1,672	2,508.00	220	330.00	22,900.50
	III	Madros City	4,331	4,331	4,331	4,331	4,331	32,482.50	2,090	3,135.00	275	412.50	36,030.00
	III	Murco Science City	2,034	2,034	2,034	2,034	15,265.00	1,292	1,938.00	170	255.00	17,448.00	
	III	Nueva Ecija	32,932	32,932	32,932	32,932	246,990.00	27,056	40,584.00	3,560	5,340.00	292,974.00	
	III	Oriongo City	5,159	5,159	5,159	5,159	38,692.50	2,290	3,420.00	300	450.00	42,562.50	
	III	Pampanga	41,044	41,044	41,044	41,044	307,830.00	20,976	31,464.00	2,760	4,140.00	343,434.00	
	III	San Fernando City, III	6,334	6,334	6,334	6,334	47,505.00	2,584	3,876.00	340	510.00	51,891.00	
	III	San Jose City	2,951	2,951	2,951	2,951	22,132.50	1,862	2,793.00	245	367.50	25,293.00	
	III	San Jose del Monte City	10,857	10,857	10,857	10,857	81,427.50	2,508	3,762.00	330	495.00	85,684.50	
	III	Tarlac	23,484	23,484	23,484	23,484	176,130.00	18,392	27,588.00	2,420	3,630.00	207,348.00	
	III	Tarlac City	7,910	7,910	7,910	7,910	59,325.00	4,370	6,555.00	575	862.50	66,742.50	
	III	Zambales	13,959	13,959	13,959	13,959	104,692.50	9,956	14,934.00	1,310	1,965.00	121,591.50	
	III		Sub-total	240,240	240,240	240,240	240,240	1,801,800.00	140,372	210,558.00	18,470	27,705.00	2,040,063.00
	CAR	Regional Office											
	CAR	Abra	6,233	6,233	6,233	6,233	46,747.50	11,552	17,328.00	1,520	2,280.00	66,355.50	
	CAR	Aplayo	3,646	3,646	3,646	3,646	27,345.00	6,536	9,804.00	860	1,290.00	38,439.00	
	CAR	Baguio City	6,053	6,053	6,053	6,053	45,397.50	2,014	3,021.00	285	397.50	48,816.00	
	CAR	Banguet	8,994	8,994	8,994	8,994	67,465.00	14,326	21,489.00	1,885	2,827.50	91,771.50	
	CAR	Iligao	5,285	5,285	5,285	5,285	39,637.50	8,892	13,338.00	1,170	1,755.00	54,730.50	
	CAR	Kalinga	6,429	6,429	6,429	6,429	48,217.50	9,786	14,649.00	1,285	1,927.50	64,794.00	
	CAR	IM Province	4,099	4,099	4,099	4,099	30,742.50	8,170	12,255.00	1,075	1,612.50	44,610.00	
	CAR		Sub-total	40,739	40,739	40,739	40,739	305,542.50	61,256	91,884.00	8,060	12,090.00	409,516.50
	ZONE 1	TOTAL	475,813	475,813	475,813	475,813	3,568,597.50	397,252	595,678.00	52,270	78,405.00	4,242,980.50	
	2	Regional Office											
	IV-A	Antipolo City	15,886	15,886	15,886	15,886	119,145.00	2,014	3,021.00	285	397.50	122,563.50	
	IV-A	Balagtas	39,127	39,127	39,127	39,127	293,462.50	28,348	42,522.00	3,730	5,595.00	341,569.50	
	IV-A	Batangas City	6,554	6,554	6,554	6,554	49,155.00	4,596	6,897.00	605	907.50	56,959.50	
	IV-A	Calamba City	8,440	8,440	8,440	8,440	63,300.00	2,660	3,990.00	350	525.00	67,815.00	
	IV-A	Canite	49,459	49,459	49,459	49,459	370,942.50	14,212	21,318.00	1,870	2,805.00	395,065.50	
	IV-A	Canite City	2,380	2,380	2,380	2,380	17,850.00	1,482	2,223.00	195	292.50	20,365.50	
	IV-A	Dasmarias City	11,589	11,589	11,589	11,589	86,917.50	1,596	2,394.00	210	315.00	89,626.50	
	IV-A	Laguna	38,069	38,069	38,069	38,069	295,517.50	16,188	24,282.00	2,130	3,195.00	312,994.50	
	IV-A	Lipa City	6,643	6,643	6,643	6,643	49,822.50	3,876	5,814.00	510	765.00	56,401.50	
	IV-A	Lucena City	5,997	5,997	5,997	5,997	44,977.50	3,306	4,959.00	435	652.50	50,589.00	
	IV-A	Quezon	48,236	48,236	48,236	48,236	361,770.00	33,744	50,616.00	4,440	6,660.00	419,046.00	
	IV-A	Rizal	38,790	38,790	38,790	38,790	290,925.00	9,462	14,193.00	1,245	1,867.50	306,985.50	
	IV-A	San Pablo City	5,642	5,642	5,642	5,642	42,315.00	3,040	4,560.00	400	600.00	47,475.00	
	IV-A	Sta. Rosa City	5,919	5,919	5,919	5,919	44,392.50	1,558	2,337.00	205	307.50	47,037.00	
	IV-A	Tanauan City	3,632	3,632	3,632	3,632	27,240.00	2,128	3,192.00	280	420.00	30,852.00	
	IV-A		Sub-total	286,363	286,363	286,363	2,147,722.50	128,272	192,378.00	16,870	23,305.00	2,365,345.50	

Zone	Region	Division	GRADE 2						Amount	STORY BOOK	Amount	MANIPULATIVE TOYS	Amount	TOTAL COST
			MTB-MLE	MATH	ARALING PANLIPUNAN	ESP	MAPEH	Amount						
	IV-B	Regional Office												
	IV-B	Calapan City	3,048	3,048	3,048	3,048	3,048	22,880.00	1,976	2,964.00	280	390.00	26,214.00	
	IV-B	Marinduque	6,767	6,767	6,767	6,767	50,752.50	7,448	11,172.00	980	1,470.00	63,394.50		
	IV-B	Occidental Mindoro	15,217	15,217	15,217	15,217	114,127.50	12,198	18,297.00	1,805	2,407.50	134,832.00		
	IV-B	Oriental Mindoro	20,766	20,766	20,766	20,766	155,745.00	16,416	24,624.00	2,160	3,240.00	183,609.00		
	IV-B	Palawan	27,691	27,691	27,691	27,691	207,692.50	24,205	36,309.00	3,185	4,777.50	248,769.00		
	IV-B	Puerto Princesa City	6,321	6,321	6,321	6,321	47,407.50	3,268	4,902.00	430	645.00	52,954.50		
	IV-B	Romblon	9,051	9,051	9,051	9,051	67,882.50	9,386	14,079.00	1,235	1,852.50	83,814.00		
	IV-B	Sub-total	88,861	88,861	88,861	88,861	666,457.50	74,898	112,347.00	9,855	14,782.50	793,587.00		
	V	Regional Office												
	V	Albay	27,091	27,091	27,091	27,091	203,182.50	18,686	28,044.00	2,480	3,690.00	234,916.50		
	V	Camarines Norte	17,353	17,353	17,353	17,353	130,147.50	10,412	15,618.00	1,370	2,055.00	147,820.50		
	V	Camarines Sur	55,127	55,127	55,127	55,127	413,452.50	37,734	56,601.00	4,965	7,447.50	477,501.00		
	V	Catanduanes	7,951	7,951	7,951	7,951	59,632.50	9,652	14,478.00	1,270	1,905.00	76,015.50		
	V	Iriga City	3,066	3,066	3,066	3,066	22,995.00	1,786	2,679.00	235	352.50	26,026.50		
	V	Legazpi City	4,736	4,736	4,736	4,736	35,520.00	2,546	3,819.00	335	502.50	39,841.50		
	V	Ligao City	3,336	3,336	3,336	3,336	25,020.00	2,204	3,306.00	290	435.00	28,761.00		
	V	Masbate	3,1065	3,1065	3,1065	3,1065	232,987.50	23,712	35,568.00	3,120	4,690.00	273,235.50		
	V	Masbate City	3,136	3,136	3,136	3,136	23,520.00	2,090	3,135.00	215	472.50	27,067.50		
	V	Naga City	4,779	4,779	4,779	4,779	35,842.50	2,394	3,591.00	315	412.50	39,806.00		
	V	Sorsogon	20,190	20,190	20,190	20,190	151,425.00	19,646	29,469.00	2,585	3,877.50	184,771.50		
	V	Sorsogon City	49,29	49,29	49,29	49,29	36,967.50	2,926	4,389.00	385	577.50	41,934.00		
	V	Tabaco City	4,299	4,299	4,299	4,299	32,242.50	2,318	3,477.00	305	457.50	36,177.00		
	V	Sub-total	187,058	187,058	187,058	187,058	1,402,935.00	136,116	204,174.00	17,910	26,865.00	1,633,974.00		
	NCR	Regional Office												
	NCR	Caloocan City	28,201	28,201	28,201	28,201	211,507.50	2,888	4,332.00	380	570.00	216,409.50		
	NCR	Las Pinas City	11,093	11,093	11,093	11,093	83,197.50	988	1,482.00	130	195.00	84,874.50		
	NCR	Marikina City	8,995	8,995	8,995	8,995	67,482.50	2,280	3,420.00	300	450.00	71,332.50		
	NCR	Malabon City	8,690	8,690	8,690	8,690	65,100.00	1,862	2,793.00	245	367.50	68,260.50		
	NCR	Mandaluyong City	5,668	5,668	5,668	5,668	42,510.00	3,306	4,959.00	435	652.50	48,121.50		
	NCR	Marikina	34,333	34,333	34,333	34,333	257,487.50	8,854	13,281.00	1,165	1,747.50	272,526.00		
	NCR	Marikina City	7,623	7,623	7,623	7,623	57,172.50	1,558	2,337.00	205	307.50	59,817.00		
	NCR	Muntinlupa City	8,359	8,359	8,359	8,359	62,692.50	2,280	3,420.00	300	450.00	66,562.50		
	NCR	Navotas City	6,466	6,466	6,466	6,466	48,485.00	1,938	2,907.00	255	382.50	51,784.50		
	NCR	Paranaque City	9,892	9,892	9,892	9,892	74,190.00	1,520	2,280.00	200	300.00	76,770.00		
	NCR	Passig City	6,466	6,466	6,466	6,466	48,495.00	1,596	2,394.00	210	315.00	51,204.00		
	NCR	Pasig City	13,522	13,522	13,522	13,522	101,415.00	2,888	4,332.00	380	570.00	106,317.00		
	NCR	Quezon City	46,616	46,616	46,616	46,616	349,620.00	11,790	17,670.00	1,550	2,325.00	369,615.00		
	NCR	San Juan City	1,537	1,537	1,537	1,537	11,527.50	380	570.00	50	75.00	12,172.50		
	NCR	Tayung City & Patros	14,268	14,268	14,268	14,268	107,010.00	2,546	3,819.00	335	502.50	111,331.50		

Zone	Region	Division	GRADE 2						Amount	STORY BOOK	Amount	MANIPULATIVE TOYS	Amount	TOTAL COST
			MTB-MILE	MATH	ARALING PANLIPUNAN	ESP	MARPH	Amount						
	NCR	Valenzuela City	12,331	12,331	12,331	12,331	12,331	12,331	92,482.50	3,572	5,358.00	470	705.00	98,545.50
	NCR		Sub-total	224,050	224,050	224,050	224,050	224,050	1,680,375.00	50,236	75,354.00	6,610	9,915.00	1,765,644.00
	CO	Butter Stock										50	75.00	75.00
			Sub-total									50	75.00	75.00
			TOTAL	786,332	786,332	786,332	786,332	786,332	5,897,490.00	389,482	584,193.00	51,295	76,942.50	6,588,625.50
3	VI	Regional Office												
	VI	Alilan	14,799	14,799	14,799	14,799	14,799	14,799	110,992.50	13,282	19,893.00	1,745	2,617.50	133,503.00
	VI	Antique	16,112	16,112	16,112	16,112	16,112	120,840.00	20,026	30,039.00	2,635	3,952.50	154,831.50	
	VI	Bohol City	11,203	11,203	11,203	11,203	11,203	84,022.50	3,288	4,902.00	430	645.00	89,569.50	
	VI	Bago City	4,207	4,207	4,207	4,207	4,207	31,552.50	1,672	2,508.00	220	330.00	34,390.50	
	VI	Cadiz City	4,294	4,294	4,294	4,294	4,294	32,205.00	2,394	3,591.00	315	472.50	36,268.50	
	VI	Capiz	15,644	15,644	15,644	15,644	15,644	117,330.00	16,682	25,023.00	2,195	3,282.50	145,645.50	
	VI	Escalante City	2,729	2,729	2,729	2,729	2,729	20,467.50	1,102	1,653.00	145	217.50	22,338.00	
	VI	Guimaras	3,775	3,775	3,775	3,775	3,775	28,312.50	3,990	5,985.00	525	787.50	35,085.00	
	VI	Iloilo City	44,379	44,379	44,379	44,379	44,379	332,842.50	41,078	61,617.00	5,405	8,107.50	402,567.00	
	VI	Kabankalan City	8,654	8,654	8,654	8,654	8,654	64,995.00	3,288	4,902.00	430	645.00	70,452.00	
	VI	La Carlota City	5,396	5,396	5,396	5,396	5,396	40,470.00	2,812	4,218.00	370	555.00	45,243.00	
	VI	Negros Occidental	1,674	1,674	1,674	1,674	1,674	12,555.00	1,482	2,223.00	195	292.50	15,070.50	
	VI	Pass City	40,028	40,028	40,028	40,028	40,028	300,210.00	23,408	35,112.00	3,080	4,620.00	339,942.00	
	VI	Roxas City	2,182	2,182	2,182	2,182	2,182	16,365.00	1,482	2,223.00	195	292.50	18,880.50	
	VI	Sagay City	3,735	3,735	3,735	3,735	3,735	28,012.50	1,710	2,565.00	225	337.50	30,915.00	
	VI	San Carlos City, VI	4,289	4,289	4,289	4,289	4,289	32,017.50	2,090	3,135.00	275	412.50	35,565.00	
	VI	Silay City	4,105	4,105	4,105	4,105	4,105	30,787.50	2,432	3,648.00	320	480.00	34,915.50	
	VI		2,805	2,805	2,805	2,805	2,805	21,037.50	1,368	2,052.00	180	270.00	23,359.50	
		Sub-total	189,990	189,990	189,990	189,990	189,990	1,424,925.00	143,626	215,289.00	18,885	28,327.50	1,668,541.50	
	VII	Regional Office												
	VII	Bas City	2,196	2,196	2,196	2,196	2,196	16,470.00	1,596	2,394.00	210	315.00	19,179.00	
	VII	Beyreman City	3,989	3,989	3,989	3,989	3,989	29,917.50	2,622	3,933.00	345	517.50	34,368.00	
	VII	Bogo City, Cebu	1,922	1,922	1,922	1,922	1,922	14,415.00	1,292	1,938.00	170	255.00	16,608.00	
	VII	Bohol	32,812	32,812	32,812	32,812	32,812	246,090.00	38,570	57,855.00	5,075	7,612.50	311,557.50	
	VII	Cancer City, Cebu	3,311	3,311	3,311	3,311	3,311	24,832.50	2,014	3,021.00	265	397.50	28,251.00	
	VII	Cebu City	18,815	18,815	18,815	18,815	18,815	141,112.50	6,840	10,260.00	5,435	8,152.50	159,525.00	
	VII	Cebu Province	54,350	54,350	54,350	54,350	54,350	407,625.00	41,306	61,959.00	900	1,380.00	470,934.00	
	VII	Danao City	3,425	3,425	3,425	3,425	3,425	25,667.50	1,824	2,736.00	240	360.00	28,783.50	
	VII	Dumaguete City	2,323	2,323	2,323	2,323	2,323	17,722.50	1,254	1,881.00	165	247.50	19,551.00	
	VII	Guthingnan City	3,163	3,163	3,163	3,163	3,163	23,722.50	2,318	3,477.00	305	457.50	27,657.00	
	VII	Lapu-Lapu City	9,479	9,479	9,479	9,479	9,479	71,092.50	2,366	3,534.00	310	465.00	75,097.50	
	VII	Mandaue City	8,291	8,291	8,291	8,291	8,291	62,182.50	2,546	3,819.00	335	502.50	66,504.00	
	VII	Negra City, Cebu	2,844	2,844	2,844	2,844	2,844	21,330.00	1,216	1,824.00	160	240.00	23,394.00	

Zone	Region	Division	GRADE 2					Amount	STORY BOOK	Amount	MANIPULATIVE TOYS	Amount	TOTAL COST
			MTB-MILE	MATH	ARALING PANLIPUNAN	ESP	MAPEH						
	VII	Negros Orienta	24,922	24,922	24,922	24,922	24,922	186,916.00	25,384	38,076.00	3,340	5,010.00	230,007.00
	VII	Siquijor	2,077	2,077	2,077	2,077	2,077	15,577.50	2,546	3,819.00	335	502.50	19,899.00
	VII	Taybalaran City	1,991	1,991	1,991	1,991	14,932.50	684	1,026.00	90	135.00	16,093.50	
	VII	Talisay City	5,081	5,081	5,081	5,081	38,107.50	1,520	2,280.00	200	300.00	40,687.50	
	VII	Tanjay City	1,961	1,961	1,961	1,961	14,707.50	1,824	2,736.00	240	360.00	17,803.50	
	VII	Toledo City	5,781	5,781	5,781	5,781	43,357.50	2,356	3,534.00	310	465.00	47,356.50	
	VII	Sub-total	188,733	188,733	188,733	188,733	1,415,497.50	140,068	210,702.00	18,430	27,645.00	1,633,244.50	
	VIII	Regional Office											
	VIII	Biliran	4,897	4,897	4,897	4,897	36,727.50	5,244	7,866.00	680	1,035.00	45,628.50	
	VIII	Cabuyog City	6,680	6,680	6,680	6,680	50,100.00	6,422	9,633.00	845	1,267.50	61,000.50	
	VIII	Eastern Samar	12,573	12,573	12,573	12,573	94,297.50	19,760	29,640.00	2,600	3,900.00	127,837.50	
	VIII	Bourngan City	2,019	2,019	2,019	2,019	15,142.50	-	-	-	-	15,142.50	
	VIII	Leyte	38,339	38,339	38,339	38,339	287,542.50	47,158	70,737.00	6,205	9,307.50	367,587.00	
	VIII	Baybay City, Leyte	2,620	2,620	2,620	2,620	19,650.00	-	-	330	485.00	19,650.00	
	VIII	Masanao City	1,893	1,893	1,893	1,893	14,197.50	2,508	3,782.00	330	485.00	18,464.50	
	VIII	Northern Samar	23,321	23,321	23,321	23,321	174,907.50	21,394	32,091.00	2,815	4,222.50	211,221.00	
	VIII	Ormoc City	5,205	5,205	5,205	5,205	39,037.50	3,800	5,700.00	500	750.00	45,487.50	
	VIII	Samar (Western Samar)	19,504	19,504	19,504	19,504	146,280.00	28,120	42,180.00	3,700	5,550.00	194,010.00	
	VIII	Catbalogan City, (NS)	3,294	3,294	3,294	3,294	24,705.00	-	-	-	-	24,705.00	
	VIII	Southern Leyte	9,156	9,156	9,156	9,156	68,670.00	12,274	18,411.00	1,615	2,422.50	89,503.50	
	VIII	Tacloban City	5,904	5,904	5,904	5,904	44,280.00	2,166	3,249.00	285	427.50	47,956.50	
	VIII	Sub-total	135,405	135,405	135,405	135,405	1,015,537.50	148,846	223,269.00	19,585	29,377.50	1,266,184.00	
	ZONE 3	TOTAL	514,128	514,128	514,128	514,128	3,855,990.00	432,440	648,690.00	56,900	85,350.00	4,589,970.00	
	4	Regional Office											
	IX	Dapitan City	2,269	2,269	2,269	2,269	17,017.50	2,080	3,135.00	275	412.50	20,565.00	
	IX	Dipolog City	3,378	3,378	3,378	3,378	25,335.00	2,622	3,933.00	345	517.50	29,785.50	
	IX	Isabela City	3,157	3,157	3,157	3,157	23,677.50	2,166	3,249.00	285	427.50	27,354.00	
	IX	Pagadian City	4,686	4,686	4,686	4,686	35,145.00	2,736	4,104.00	360	540.00	39,789.00	
	IX	Zamboanga City	24,278	24,278	24,278	24,278	182,085.00	8,436	12,654.00	1,110	1,665.00	196,404.00	
	IX	Zamboanga del Norte	30,912	30,912	30,912	30,912	231,840.00	25,536	38,304.00	3,360	5,040.00	275,184.00	
	IX	Zamboanga del Sur	25,179	25,179	25,179	25,179	188,842.50	21,094	40,641.00	3,565	5,347.50	234,831.00	
	IX	Zamboanga Slangay	19,774	19,774	19,774	19,774	148,305.00	16,948	25,422.00	2,230	3,345.00	177,072.00	
	IX	Sub-total	113,633	113,633	113,633	113,633	852,247.50	87,628	131,442.00	11,530	17,295.00	1,000,984.50	
	X	Regional Office											
	X	Bukidnon	32,623	32,623	32,623	32,623	244,672.50	26,144	39,216.00	3,440	5,160.00	289,048.50	
	X	Cagayan de Oro City	15,264	15,264	15,264	15,264	114,480.00	6,118	9,177.00	805	1,207.50	124,864.50	
	X	Cariguan	2,177	2,177	2,177	2,177	16,327.50	2,774	4,161.00	385	547.50	21,036.00	
	X	El Salvador	1,059	1,059	1,059	1,059	7,942.50	-	-	-	-	7,942.50	
	X	Gingoog City	3,904	3,904	3,904	3,904	29,280.00	3,952	5,928.00	520	780.00	35,988.00	

Zone	Region	Division	GRADE 2					Amount	STORY BOOK	Amount	MANIPULATIVE TOYS	Amount	TOTAL COST	
			MTB-MILE	MATH	ARALING PANLIPUNAN	EAP	MAPEH							
X	Iligan City		8,743	8,743	8,743	8,743	8,743	65,572.50	4,522	6,783.00	595	892.50	73,248.00	
X	Lanao del Norte		18,767	18,767	18,767	18,767	140,752.50	13,566	20,349.00	1,785	2,677.50	1,785	2,677.50	163,779.00
X	Makababai City		4,626	4,626	4,626	4,626	34,995.00	2,736	4,104.00	360	540.00	360	540.00	39,339.00
X	Misamis Occidental		7,859	7,859	7,859	7,859	58,942.50	12,464	18,696.00	1,640	2,460.00	1,640	2,460.00	80,098.50
X	Misamis Oriental		20,358	20,358	20,358	20,358	152,685.00	15,998	23,997.00	2,105	3,157.50	2,105	3,157.50	179,839.50
X	Oroquieta City		1,618	1,618	1,618	1,618	12,135.00	1,824	2,736.00	240	360.00	240	360.00	15,231.00
X	Ozamis City		3,102	3,102	3,102	3,102	23,285.00	2,622	3,933.00	345	517.50	345	517.50	27,715.50
X	Tangub City		1,843	1,843	1,843	1,843	13,822.50	2,318	3,477.00	305	457.50	305	457.50	17,757.00
X	Valencia City		5,043	5,043	5,043	5,043	37,822.50	2,622	3,933.00	345	517.50	345	517.50	42,273.00
X		Sub-total	126,986	126,986	126,986	126,986	952,395.00	97,660	146,490.00	12,850	19,275.00	12,850	19,275.00	1,118,160.00
XI	Regional Office													
XI	Compostela Valley		22,015	22,015	22,015	22,015	165,112.50	12,806	19,209.00	1,685	2,527.50	1,685	2,527.50	186,849.00
XI	Davao City		36,432	36,432	36,432	36,432	273,240.00	12,502	18,753.00	1,645	2,467.50	1,645	2,467.50	294,460.50
XI	Davao del Norte		13,875	13,875	13,875	13,875	104,082.50	7,372	11,058.00	970	1,455.00	970	1,455.00	116,575.50
XI	Davao del Sur		25,049	25,049	25,049	25,049	187,867.50	15,884	23,826.00	2,090	3,135.00	2,090	3,135.00	214,828.50
XI	Davao Oriental		19,089	19,089	19,089	19,089	143,167.50	12,350	18,525.00	840	1,260.00	840	1,260.00	162,952.50
XI	Digos City		3,979	3,979	3,979	3,979	29,842.50	1,862	2,793.00	245	367.50	245	367.50	33,003.00
XI	Island Garden City of Samal		2,879	2,879	2,879	2,879	21,592.50	2,052	3,078.00	270	405.00	270	405.00	25,075.50
XI	Marikina City													
XI	Panabo City		5,167	5,167	5,167	5,167	38,752.50	1,900	2,850.00	785	1,177.50	785	1,177.50	41,977.50
XI	Taguin City		6,202	6,202	6,202	6,202	46,515.00	1,824	2,736.00	240	360.00	240	360.00	49,611.00
XI		Sub-total	134,687	134,687	134,687	134,687	1,010,152.50	68,552	102,828.00	9,020	13,530.00	9,020	13,530.00	1,128,510.50
XII	Regional Office													
XII	Cotabato City		6,229	6,229	6,229	6,229	46,717.50	1,406	2,109.00	185	277.50	185	277.50	49,104.00
XII	General Santos City		14,263	14,263	14,263	14,263	106,972.50	5,662	8,493.00	745	1,117.50	745	1,117.50	116,583.00
XII	Kidapawan City		3,248	3,248	3,248	3,248	24,360.00	2,562	3,876.00	340	510.00	340	510.00	28,746.00
XII	Koronadal City		3,685	3,685	3,685	3,685	27,637.50	2,090	3,135.00	275	412.50	275	412.50	31,185.00
XII	North Cotabato		35,627	35,627	35,627	35,627	267,202.50	27,322	40,983.00	3,595	5,392.50	3,595	5,392.50	313,578.00
XII	Sarangani		18,072	18,072	18,072	18,072	135,540.00	9,690	14,535.00	1,275	1,912.50	1,275	1,912.50	151,987.50
XII	South Cotabato		19,407	19,407	19,407	19,407	145,552.50	12,806	19,209.00	1,685	2,527.50	1,685	2,527.50	167,289.00
XII	Sultan Kudarat		19,186	19,186	19,186	19,186	143,895.00	12,426	18,639.00	1,635	2,452.50	1,635	2,452.50	164,986.50
XII	Tacurong City		2,233	2,233	2,233	2,233	16,747.50	1,462	2,223.00	195	292.50	195	292.50	19,263.00
XII		Sub-total	121,950	121,950	121,950	121,950	914,625.00	75,468	113,202.00	9,930	14,895.00	9,930	14,895.00	1,042,722.00
XIII	Regional Office													
XIII	Agusan del Norte		10,838	10,838	10,838	10,838	81,285.00	7,960	11,970.00	1,050	1,575.00	1,050	1,575.00	94,830.00
XIII	Agusan del Sur		22,635	22,635	22,635	22,635	169,762.50	19,228	28,842.00	2,530	3,795.00	2,530	3,795.00	202,399.50
XIII	Bislig City		2,522	2,522	2,522	2,522	18,915.00	2,242	3,363.00	295	442.50	295	442.50	22,720.50
XIII	Bukitan City		8,696	8,696	8,696	8,696	65,220.00	5,016	7,524.00	660	990.00	660	990.00	73,734.00
XIII	Dinaigat Island		3,164	3,164	3,164	3,164	23,730.00	4,142	6,213.00	545	817.50	545	817.50	30,760.50
XIII	Sarangani		4,154	4,154	4,154	4,154	31,155.00	4,712	7,088.00	620	930.00	620	930.00	39,153.00

Zone	Region	Division	GRADE 2					Amount	STORY BOOK	Amount	MANIPULATIVE TOYS	Amount	TOTAL COST
			MTB/MLE	MATH	ARALING PANLIPUNAN	ESP	MAPEH						
	XIII	Surigao City	3,900	3,900	3,900	3,900	3,900	29,250.00	2,812	4,218.00	370	555.00	34,023.00
	XIII	Surigao del Norte	5,759	5,759	5,759	5,759	5,759	43,192.50	6,042	9,063.00	795	1,192.50	53,448.00
	XIII	Surigao del Sur	15,245	15,245	15,245	15,245	15,245	114,337.50	14,820	22,230.00	1,950	2,925.00	139,492.50
	XIII	Sub-total	76,913	76,913	76,913	76,913	76,913	576,847.50	66,994	100,491.00	8,015	13,222.50	690,561.00
	ARMM	Regional Office											
	ARMM	Basilan	7,513	7,513	7,513	7,513	7,513	56,347.50	5,130	7,695.00	675	1,012.50	65,055.00
	ARMM	Lanitan City	2,986	2,986	2,986	2,986	2,986	22,395.00	1,938	2,907.00	255	382.50	26,684.50
	ARMM	Lanao del Sur - IA	16,523	16,523	16,523	16,523	123,922.50	11,628	17,442.00	1,530	2,295.00	143,659.50	
	ARMM	Lanao del Sur - IB	15,957	15,957	15,957	15,957	119,677.50	8,436	12,654.00	1,110	1,665.00	133,966.50	
	ARMM	Lanao del Sur - IIA	12,586	12,586	12,586	12,586	94,395.00	8,094	12,141.00	1,065	1,597.50	108,133.50	
	ARMM	Lanao del Sur - IIB	8,897	8,897	8,897	8,897	66,727.50	5,320	7,980.00	700	1,050.00	75,757.50	
	ARMM	Maguindanao I	17,237	17,237	17,237	17,237	129,277.50	10,526	15,789.00	1,350	2,025.00	147,091.50	
	ARMM	Maguindanao II	23,028	23,028	23,028	23,028	172,710.00	10,260	15,390.00	1,385	2,077.50	190,177.50	
	ARMM	Maramba City	11,655	11,655	11,655	11,655	97,412.50	6,536	9,804.00	860	1,290.00	98,506.50	
	ARMM	Sulu I	13,353	13,353	13,353	13,353	100,147.50	8,512	12,768.00	1,120	1,680.00	114,595.50	
	ARMM	Sulu II	10,746	10,746	10,746	10,746	80,595.00	7,410	11,115.00	975	1,462.50	93,172.50	
	ARMM	Tawi-Tawi	17,842	17,842	17,842	17,842	133,815.00	10,374	15,561.00	1,365	2,047.50	151,423.50	
	ARMM	Sub-total	158,323	158,323	158,323	158,323	1,187,422.50	94,164	141,246.00	12,390	18,585.00	1,347,253.50	
ZONE 4		TOTAL	732,492	732,492	732,492	732,492	5,493,690.00	490,496	735,699.00	64,535	96,983	6,328,191.50	

Prepared by:

efcebo
SIENNA L. CELSO
ADMIN. SUPPORT STAFF

Reviewed by:

Mr. Ure
CAROLINA T. RIVERA
Chief, Procurement Monitoring Division

Noted by:

Agustin
SOCORRO A. PILOR
Executive Director II, IMCS

Department of Education
 Division of _____

Quarterly Disbursement Report and Status of Funds

Region : _____
 Sub-ARO No.: _____
 Amount: _____

Reference		PAYEE	NATURE OF PAYMENT	AMOUNT	ACTIVITY	LIST OF SCHOOL/DISTRICT
CHECK NO.	DATE					
Total						

It is hereby certified that the above amounts have been paid for proper execution of Distribution Funds for Learning and Teaching Materials and distribution to Public Elementary Schools. All documents for authenticating have been retained in the Division of _____.

CERTIFIED CORRECT:

APPROVED:

 Division Accountant

 Schools Division Superintendent