



Republic of the Philippines  
**Department of Education**

28 APR 2014

DepEd O R D E R  
No. **23**, s. 2014

**DATA GATHERING FORMS OF THE ENHANCED BASIC EDUCATION INFORMATION SYSTEM (EBEIS) FOR THE END OF SCHOOL YEAR 2013-2014**

To: Undersecretaries  
Assistant Secretaries  
Bureau Directors  
Directors of Services, Centers and Heads of Units  
Regional Secretary, ARMM  
Regional Directors  
Schools Division Superintendents  
Heads, Public and Private Elementary and Secondary Schools  
All Others Concerned

1. The Department of Education (DepEd) through its EBEIS continuously delivers useful information needed for planning and budgeting, allocation of resources, and for setting operational targets. EBEIS aids in the performance evaluation of the basic education sector vis-a-vis the achievement of DepEd's goals as stated in the Philippine Development Plan (PDP), Education for All (EFA), Millennium Development Goals (MDGs) and other international commitments.

2. The data collection, processing, and validating of school statistics for 2013 shall end with the **Data Gathering Forms for the End of the School Year 2013-2014**. Enclosed to this Order are the following revised forms to be accomplished:

- Enclosure No. 1 : Government Elementary School Profile (GESP);
- Enclosure No. 2 : Government Secondary School Profile (GSSP); and
- Enclosure No. 3 : Private School Profile (PSP).

3. To understand the hazards and vulnerabilities present in schools, the DepEd has revised the School Year (SY) 2013-2014 Forms to include disaster-related questions in the following sections in the GESP, GSSP and PSP:

**Disasters/Calamities:**

- Table O. GESP and GSSP
- Table G. PSP

**Vulnerabilities:**

- Table P. GESP and GSSP
- Table H. PSP

4. The new data elements and definition of terms are contained in Enclosure No. 4.

5. The following timeline in the conduct of EBEIS activities shall be observed:

<b>EBEIS Activity</b>	<b>Timeline</b>
Start of Encoding End of School Year 2013-2014	May 2, 2014
Submission	May 2-16, 2014
Validation	May 2-23, 2014
Closing of System	May 24, 2014

6. The school heads/teachers-in-charge (SHs/TICs) of both public and private schools offering kindergarten, elementary, and/or secondary education shall be responsible for ensuring prompt, complete and accurate filling-up of the EBEIS data gathering forms.

7. The regional directors (RDs) and schools division superintendents (SDSs) through the Regional Planning Units (RPUs) and Division Planning Units (DPUs) shall jointly undertake online collection, processing and validation of the accomplished forms and collection of printed and signed forms to ensure the accuracy, consistency, and completeness of data submitted by the schools.

8. The personnel from the schools division offices shall oversee the encoding of data for schools with no access to Internet facilities.

9. All personnel involved in the EBEIS at the schools, district, division, regional, and national levels are allowed to render overtime services during weekdays, weekends and holidays as provided in DepEd Order No. 58, s. 2008 entitled *Authorizing the Grant of Overtime Pay and Other Benefits to Personnel Involved in the Operations of the Basic Education Information System* and DepEd Order No. 10, s. 2009 entitled *Addendum to DepEd Order No. 58, s. 2008 (Authority to Grant Overtime Pay and Other Benefits to Personnel Involved in the Operations of the Basic Education Information System (BEIS))* where necessary to meet the EBEIS target schedules.

10. This Department thanks all personnel involved in the encoding, collection, processing and validation of data in the EBEIS. The support of all concerned has aided in DepEd's efforts to institutionalize the use of accurate and timely data for planning, budgeting and implementation.

11. Provisions in this Order supersede the provisions in Item Nos. 2-4 of DepEd Order No. 24, s. 2013 entitled *Revision of the Enhanced Basic Education Information System (EBEIS) Data Gathering Forms for the End of School Year 2012-2013*.

12. Immediate dissemination of and strict compliance with this Order is directed.

  
**BR. ARMIN A. LUISTRO FSC**  
Secretary

Encls.: As stated

References: DepEd Order: (Nos. 24 and 30, s. 2013; 10, s. 2009; 58, s. 2008)

To be indicated in the Perpetual Index under the following subjects:

CALAMITY  
CHANGE  
DATA

FORMS  
SCHOOLS



Table A. PUPIL DATA, SY 2013-2014 (As of March 31, 2014) - Regular & SPED

Particulars	Kindergarten		Grade 1		Grade 2		Grade 3		Grade 4		Grade 5		Grade 6		TOTAL (Kindergarten to Grade 6)		SPED CWDS (self-contained class)		
	Male	Female	Male	Female	Male	Female	Male	Female	Male	Female	Male	Female	Male	Female	Male	Female	Male	Female	
Enrollment																			
Number of Completers/Promotees/Graduates																			
Number of Dropouts																			
Number of Transferees In																			
Number of Transferees Out																			
Number of Late Enrollees																			
Number of Continuing Pupils																			

PUPIL DATA (Table A) - The data to be entered cover this school year as of March 31, 2014 and shall be distributed by grade level and by sex.

- **Enrollment** - includes all pupils enrolled in the school, as of March 31.
- **Number of Completers/Promotees/Graduates** - Data on *completers* refer to Kindergarten pupils who have completed the requirements for this level. In grades 1 to 5, *promotees* refer to pupils who successfully completed the grade level. In Grade 6, this refer to pupils who completed the elementary level or the *graduates* of the level.
- **Number of Dropouts** - refers to pupils who left school before completing the prescribed grade level within the specified school year from June 08 onwards and **should not be included in the total enrollment as of the same date.**
- **Number of Transferees In** - refers to pupils who entered the school from another school, either government or private from June 08 onwards.
- **Number of Transferees Out** - refers to pupils who left school to enter another school as evidence by the request for permanent record (Form 137) from June 08 onwards and **should not be included in the total enrollment as of the same date.**
- **Number of Late Enrollees** - refers to pupils who entered the school after the cut-off date of June 07, i.e., from June 08 onwards.
- **Number of Continuing Pupils** - refers to pupils who were enrolled in Alternative Delivery Mode (ADM) as defined in the **DepED Order 54, s. 2012** and who have not yet completed the requirements for the grade level.

Certified True and Correct by : \_\_\_\_\_ Checked by District Office : \_\_\_\_\_ Verified by the Division Office : \_\_\_\_\_  
 School Head : \_\_\_\_\_ (Signature Over Printed Name) Head of the Office : \_\_\_\_\_ (Signature Over Printed Name) Head of the Office : \_\_\_\_\_  
 Position Title : \_\_\_\_\_ Date : \_\_\_\_\_ Position Title : \_\_\_\_\_ Date : \_\_\_\_\_ Position Title : \_\_\_\_\_ Date : \_\_\_\_\_  
 (Signature Over Printed Name) (Signature Over Printed Name) (Signature Over Printed Name)

**Table B1: EXISTING NUMBER OF INSTRUCTIONAL ROOMS IN THE SCHOOL BY STATUS, SY 2013-2014 (As of March 31, 2014)**

Category	Instructional Rooms							Total Instructional Rooms
	Used as academic classrooms	Used as Science Laboratories	Used as H.E. rooms	Used as I.A./ Workshops	Used as computer rooms	Used for Kindergarten classes	Used for SPED classes	
Standard								
Complete								
Incomplete								
Non-Standard/Makeshift rooms								
Total								

**Table B2. EXISTING NUMBER OF NON- INSTRUCTIONAL ROOMS IN THE SCHOOL BY STATUS, SY 2013-2014 (As of March 31, 2014)**

Status	Non-Instructional Rooms						Total Non-Instructional Rooms
	Used as libraries	Used as clinic	Used as canteen	Used as offices	Other uses	Not currently used	
Complete							
Incomplete							
Total							

**PHYSICAL FACILITIES DATA (Tables B1 and B2)**

**EXISTING NUMBER OF INSTRUCTIONAL AND NON-INSTRUCTIONAL ROOMS (Condemned/condemnable instructional and non-instructional rooms are not to be included.)**

Enter the number of rooms currently being used and not currently being used for *instructional and non-instructional purposes, regardless of funding source*, in the appropriate boxes.

The columns for Totals shall include those currently being used and not currently being used.

- **Instructional rooms** - refer to rooms use for instructions with the following dimensions regardless of the number of doors (either 1 door or 2 doors) and regardless of funding source and year constructed:
  - 7m x 9m
  - 7m x 7m
  - 6m x 8m (Bagong Lipunan type)
  - 7m x 18m (multi-purpose, workshop, science lab, computer lab)
  - 7m x 8m
  - 7m x 6m
  - 7.5m x 6m
- **Standard** - refer to rooms which are safe and usable, (whether complete or partially incomplete classroom construction) and having the standard dimensions as defined in the instructional rooms.
  - **Complete classrooms construction** - refer to school building projects which were completed within the contract duration period and have the following features:
    - cemented floor; smooth finished walls; painted walls, ceiling and roofing; full cathedral type ceiling; complete set of windows; entrances with doors; complete electrical wires and fixtures (for areas with electricity); roofing or weather protection; blackboard and toilet (optional).
  - **Incomplete classrooms construction** - refer to school building projects which were not completed within the contract duration period but follow the correct dimensions and materials.
- **Non-Standard/Makeshift rooms** - refer to safe and usable rooms which are considered temporary structures as a means of easing up classrooms shortage and/or temporary shelter during emergencies. These also refer to rooms which do not meet the prescribed standard dimensions and may basically made of bamboo, nipa, cogon, lumber and other light materials.
- **Condemnable rooms** - refer to rooms deemed to be dangerous to the extent that life, health, property or safety of the public or its occupants are endangered, based on joint evaluation of PSEED, Municipal Engineer & COA official.
- **Condemned rooms** - refer to rooms deemed to be dangerous to the extent that life, health, property or safety of the public or its occupants are endangered, with approval of PSEED, Municipal Engineer and COA for condemnation.

**Note: Non-instructional rooms used for two or more purposes such as library, office or clinic, shall be counted separately.**


**Tables B1 and B2 must be greater than or equal to the totals of instructional and non-instructional rooms needing repair of Table B5.**  
**Tables B1 and B2 must be equal to the totals of instructional and non-instructional rooms by funding source of Table B3.**

Certified True and Correct by : \_\_\_\_\_  
 School Head : \_\_\_\_\_  
 (Signature Over Printed Name)

Checked by District Office : \_\_\_\_\_  
 Head of the Office : \_\_\_\_\_  
 (Signature Over Printed Name)

Verified by the Division Office : \_\_\_\_\_  
 Head of the Office : \_\_\_\_\_  
 (Signature Over Printed Name)

Position Title : \_\_\_\_\_ Date : \_\_\_\_\_  
 Position Title : \_\_\_\_\_ Date : \_\_\_\_\_  
 Position Title : \_\_\_\_\_ Date : \_\_\_\_\_

Page 5 of 13  


**Table B3. EXISTING NUMBER OF ROOMS IN THE SCHOOL BY FUNDING SOURCE, SY 2013-2014 (As of March 31, 2014)**

Type of Room	DepEd budget	DepEd with counterpart funds	LGU/SEF	PTA-funded	Congress	Foreign funds/donors	Private sector	Others	Total
Instructional Rooms (refer to Table B1)									
Non-Instructional Rooms (refer to Table B2)									
<b>TOTAL</b>									

**NUMBER OF INSTRUCTIONAL ROOMS ACCORDING TO FUNDING SOURCE (Table B3)**

Based on the total instructional and non-instructional rooms in Tables C1 and C2, indicate the number of the rooms according to the following funding sources:

- **DepEd budget** - includes classrooms and other instructional rooms funded from the Regular School Building Program implemented by the Department of Public Works and Highways (DPWH) and DepEd (for Red and Black Schools)
- **DepEd with counterpart funds** - rooms constructed using DepEd funds with counterpart of at least 10% from other sources.
- **LGU/SEF** - classrooms and other instructional rooms funded from the Special Education Fund (SEF) and the budgets of Local Government Units (LGU): provincial, municipal or barangay units.
- **PTA-funded** - includes classrooms and other instructional rooms funded by the Parents-Teachers Association (PTA).
- **Congress** - includes classrooms and other instructional rooms funded from the Congressional Initiatives, Priority Development Assistance Fund (PDAF), Countrywide Development Fund (CDF), more commonly known as "pork barrel".
- **Foreign funds/donors** - includes classrooms and other instructional rooms funded from foreign-assisted projects and bilateral agreements with donor countries.
- **Private sector** - includes classrooms and other instructional rooms funded through donations of private individuals, corporations, alumni associations, non-government organizations and philanthropic organizations.
- **Others** - these are rooms which are funded by other sources not listed above.

**Note: Totals in this table shall tally with the totals in Tables B1 and B2, respectively.**

**Table B4. NUMBER OF ON-GOING CONSTRUCTION BY FUNDING SOURCE, SY 2013-2014 (As of March 31, 2014)**

Type of Room	DepEd budget	DepEd with counterpart funds	LGU/SEF	PTA-funded	Congress	Foreign funds/donors	Private sector	Others	Total
Instructional Rooms									
Non-Instructional Rooms									
<b>TOTAL</b>									

**NUMBER OF ROOMS IN THE SCHOOL WITH ON-GOING CONSTRUCTION BY FUNDING SOURCE (Table B4)**

- **On-going construction** - are school building projects in the process of implementation or projects with actual works being undertaken in the project site and considered not yet completed.

Certified True and Correct by :

School Head : \_\_\_\_\_  
(Signature Over Printed Name)

Position Title : \_\_\_\_\_ Date : \_\_\_\_\_

Checked by District Office :

Head of the Office : \_\_\_\_\_  
(Signature Over Printed Name)

Position Title : \_\_\_\_\_ Date : \_\_\_\_\_

Verified by the Division Office :

Head of the Office : \_\_\_\_\_  
(Signature Over Printed Name)

Position Title : \_\_\_\_\_ Date : \_\_\_\_\_

**Table B5. NUMBER OF INSTRUCTIONAL AND NON-INSTRUCTIONAL ROOMS NEEDING REPAIR, SY 2013-2014 (As of March 31, 2014)**

Type of Room	Types of Repair		Total
	Major	Minor	
Instructional Rooms			
Non-Instructional Rooms			
<b>TOTAL</b>			

**NUMBER OF INSTRUCTIONAL AND NON-INSTRUCTIONAL ROOMS NEEDING REPAIR (Table B5)**

Indicate the number of instructional rooms by type of repair needed.

- **Major Repair** - repair or replacement of schoolbuilding components which are subjected to critical structural loads and stresses and which are estimated to cost ten percent (10%) or more of the cost of a standard building unit such as roof frames, posts and exterior walls.
- **Minor Repair** - repair or replacement of schoolbuilding components which are not subjected to critical structural loads and stresses and which are estimated to cost less than ten percent (10%) of the cost of a standard building unit such as repair of windows, doors, partitions and the like.

**Note:** Tables B1 and B2 must be greater than or equal to the totals of instructional and non-instructional rooms needing repair of this table.

**Table B6. BUILDABLE SPACE FOR ADDITIONAL 7x9 CLASSROOMS, SY 2013-2014 (As of March 31, 2014)**

Does the school have available buildable space for additional 7x9 classrooms on a vacant lot?  
 Yes       No

If Yes, how many additional single storey 7x9 classrooms can be constructed? \_\_\_\_\_

**BUILDABLE SPACE FOR ADDITIONAL 7x9 CLASSROOMS (Table B6)**

Indicate the number of single storey 7x9 classrooms that can be constructed in the available space in the school site.

**Note:** In case, the school head does not have adequate information on the item above, the assistance of the Division Physical Facilities Coordinator/ Division Project Engineer can be asked.

**Table B8. EXISTING CLASSROOM FURNITURE, SY 2013-2014 (As of March 31, 2014)**

Level of Education	Desks	Chairs/ Armchairs
Kindergarten		
Elementary		

**EXISTING CLASSROOM FURNITURE (Table B8)**

Count serviceable classroom furniture regardless of funding source

- **Number of Desks** - refers to the total number of serviceable two-seater desks in the school.
- **Number of Chairs/Armchairs** - refers to the total number of serviceable chairs/armchairs in the school.

In case of sets of tables and chairs, count the number of chairs.

**Table B7. EXISTING NUMBER OF CONDEMNED AND CONDEMNABLE CLASSROOMS, SY 2013-2014 (As of March 31, 2014)**

Condemned	Condemnable

**EXISTING NUMBER OF CONDEMNED AND CONDEMNABLE CLASSROOMS (Table B7)**

Indicate the number of condemned and condemnable classrooms. For the definitions, please refer to Physical Facilities Data (Tables B1 and B2).

Certified True and Correct by :

School Head : \_\_\_\_\_

(Signature Over Printed Name)

Position Title : \_\_\_\_\_ Date : \_\_\_\_\_

Checked by District Office :

Head of the Office : \_\_\_\_\_

(Signature Over Printed Name)

Position Title : \_\_\_\_\_ Date : \_\_\_\_\_

Verified by the Division Office :

Head of the Office : \_\_\_\_\_

(Signature Over Printed Name)

Position Title : \_\_\_\_\_ Date : \_\_\_\_\_

*malina*

**Table B9. EXISTING NUMBER OF TOILET BOWLS,  
SY 2013-2014 (As of March 31, 2014)**

Usage	Toilet Bowls		
	Male	Female	Common (Male & Female)
used by pupils			
used by personnel			
Total			

**Note:** Toilet bowls located inside and outside the classroom shall be included in the count while those that are being used by both pupils & personnel shall be counted in "used by pupils".

**Table B10. EXISTING NUMBER OF URINALS,  
SY 2013-2014 (As of March 31, 2014)**

Usage	Urinals	
	Individual	Trough
used by pupils		
used by personnel		
Total		

**EXISTING NUMBER OF URINALS (Table B10)**

- **Individual Urinal** - a single urinal is designed for one male pupil standing upright.
  - **Trough or Multiple** - a urinal which can accommodate 3 more pupils at the same time. Only the physical structure shall be counted and not the number of pupils that can be accommodated.
- A trough shall be counted by row (vertical or horizontal).

**Note:** Urinals located inside and outside the classroom shall be included in the count while those that are being used by both pupils & personnel shall be counted in "used by pupils".

**Table C1. AVAILABILITY OF WATER SUPPLY, SY 2013-2014 (As of March 31, 2014)**

**Water Supply Sources:**  Local Piped Water  Natural Source  
(Check as appropriate)  Water Well/Deep Well  Without Available Water Supply  
 Rainwater Catchments

**If Local Piped Water, check the appropriate water supply provider:**  
 Maynilad  Local water district  Others, please specify \_\_\_\_\_  
 Manila Water  Local water cooperative

**Average Cost of Monthly Bills/Maintenance: (Please indicate the amount) \_\_\_\_\_**

**Who Pays the Cost of Monthly Bills/Maintenance: (Check as appropriate):**  
 School MOOE  School Canteen Fund  PDAF/pork barrel  
 LGU  Private Individual/Sector  
 PTA  Others, please specify \_\_\_\_\_

**AVAILABILITY OF WATER SUPPLY (Table C1)**

- **Local piped water** - water source coming from local water service providers.
- **Water well** - an excavation structure in the ground by digging, driving, boring or drilling to access water in underground aquifers.
- **Rainwater catchment** - water sourced from rainwater and collected thru a rainwater collector.
- **Natural source** - water sourced from a spring or stream.
- **Without available water supply** - schools without existing water supply at all.

**Table C2. AVAILABILITY OF ELECTRICAL SUPPLY, SY 2013-2014 (As of March 31, 2014)**

**Electrical Supply Sources:**  Grid Supply  No source of electricity  
(Check as appropriate)  Generator  Solar Power  
 Meralco  Others, please specify \_\_\_\_\_  
 Local Electric Cooperative

**If Grid Supply, check the appropriate electrical supply provider:**  
 Meralco  Others, please specify \_\_\_\_\_  
 Local Electric Cooperative

**Average Cost of Monthly Bills/Maintenance: (Please indicate the amount) \_\_\_\_\_**

**Who Pays the Cost of Monthly Bills/Maintenance: (Check as appropriate):**  
 School MOOE  School Canteen Fund  PDAF/pork barrel  
 LGU  Private Individual/Sector  
 PTA  Others, please specify \_\_\_\_\_

**AVAILABILITY OF ELECTRICAL SUPPLY (Table C2)**

- **Grid Supply** - electricity coming from major or local power distributors (e.g. electric cooperatives, Meralco, etc).
- **Generator** - machine operated by diesel or gasoline to produce electricity.
- **Solar Power** - solar power is the conversion of sunlight into electricity thru different devices such as solar pan
- **No source of electricity** - schools without existing electrical supply at all.

Certified True and Correct by :

School Head : \_\_\_\_\_  
(Signature Over Printed Name)

Position Title : \_\_\_\_\_ Date : \_\_\_\_\_

Checked by District Office :

Head of the Office : \_\_\_\_\_  
(Signature Over Printed Name)

Position Title : \_\_\_\_\_ Date : \_\_\_\_\_

Verified by the Division Office :

Head of the Office : \_\_\_\_\_  
(Signature Over Printed Name)

Position Title : \_\_\_\_\_ Date : \_\_\_\_\_



Table D. PERSONNEL DATA (Locally-funded and DepEd Subsidized Teachers Working in the School), SY 2013-2014 (As of March 31, 2014)

Class	Funding Source			TOTAL Locally-funded	DepEd subsidized *
	Special Educ. Fund (SEF) Provincial/City	Local Gov't Unit (LGU) funded	PTA-funded		
Kindergarten *					
Elementary (excluding ALIVE)					
ALS *					
ALIVE *					

**PERSONNEL DATA (LOCALLY-FUNDED AND DEPED SUBSIDIZED TEACHERS WORKING IN THE SCHOOL) (Table D) - The data to be entered shall be as of March 31, 2014.**

\* *Locally-funded and DepEd Subsidized teachers working in the school* are those teachers not having plantilla positions and whose compensation is not paid out of the national budget. These are classified according to the following:

- *Special Education Fund (SEF)* – Teachers whose salaries are being paid by the Local School Board Fund (Provincial/City or Municipal) where the school is located.
- *Local Government Unit (LGU) funded* – Those teachers paid out of the general fund (not the SEF) of the LGU.
- *PTA-funded* – Teachers who receive their salaries through the Parents-Teachers Association (PTA).
- *Others* – These are teachers who are being funded by neither one of the above.
- *DepEd subsidized* – These are teachers who are paid by DepEd through honorarium.
- *ALS* – These are teachers conducting ALS classes in public school.
- *ALIVE* – These are teachers assigned to teach ALIVE classes.

Note: \* - Those serving two or more schools simultaneously shall be counted only in the school with the most teaching loads or number of learners handled, in that order.

Table E1. TEACHING RELATED AND NON-TEACHING PERSONNEL DATA (Nationally-funded), SY 2013-2014 (As of March 31, 2014)

Position Title	Number of positions assigned in the school per latest PSI-POP	POSITIONS ASSIGNED IN THE SCHOOL											TOTAL NATIONALLY-FUNDED PERSONNEL							
		Number actually working in the school			On leave	Personnel detailed to			TOTAL (Col.5+Col.6+Col.7+Col.11)	Personnel detailed from other school(s)/ DepEd office(s)			TOTAL NATIONALLY-funded personnel working in the school							
		Male	Female	TOTAL		DepEd office(s) within the division	DepEd office(s)/ school(s) outside the division	Secondary school(s) within the division		TOTAL	Male	Female	Total	Male	Female	Total				
					Col. 3				Col. 4								Col. 5	Col. 6	Col. 7	Col. 8
Principal IV	Col. 2																			
Principal III																				
Principal II																				
Principal I																				
Head Teacher V																				
Head Teacher IV																				
Head Teacher III																				
Head Teacher II																				
Head Teacher I																				
Guidance Coordinator/Counselor																				
Security Guard																				
Utility Worker																				
<b>TOTAL</b>																				

**TEACHING RELATED AND NON-TEACHING PERSONNEL DATA (NATIONALLY-FUNDED) (Table E1) - The data to be entered shall be as of March 31, 2014.**

Note: For the definitions, please refer to Teaching Personnel Data (Table E2). Totals in column 12 must tally with entries in column 2.

Certified True and Correct by: \_\_\_\_\_  
 School Head: \_\_\_\_\_  
 Position Title: \_\_\_\_\_  
 Date: \_\_\_\_\_

Checked by District Office: \_\_\_\_\_  
 Head of the Office: \_\_\_\_\_  
 Position Title: \_\_\_\_\_  
 Date: \_\_\_\_\_

Verified by the Division Office: \_\_\_\_\_  
 Head of the Office: \_\_\_\_\_  
 Position Title: \_\_\_\_\_  
 Date: \_\_\_\_\_

(Signature Over Printed Name) (Signature Over Printed Name) (Signature Over Printed Name)

Table E2. TEACHING PERSONNEL DATA (Nationally-funded), SY 2013-2014 (As of March 31, 2014)

Position Title	Number of positions assigned in the school per latest PSI-POP	Number actually working in the school			On leave	Position(s) vacant	Personnel detailed to			TOTAL (Col.3+Col.6+Col.7+Col.11)	Personnel detailed from other school(s)/ DepEd office(s)			TOTAL Nationally-funded personnel working in the school			
		Male	Female	TOTAL			DepEd office(s) within the division	DepEd office(s)/ school(s) outside the division	Secondary school(s) within the division		TOTAL	Male	Female	Total	Male	Female	Total
<b>a. Teaching Positions</b>																	
Master Teacher III																	
Master Teacher II																	
Master Teacher I																	
Teacher III																	
Teacher II																	
Teacher I																	
SPED Teacher (L-V)																	
<b>TOTAL</b>																	
<b>b. Assignment (Number of teachers actually working in the school):</b>																	
Handling Grades 1-6																	
Handling SPED classes																	
Handling Kindergarten classes																	
Handling ALS classes (Mobile Teacher)																	
ALS Coordinator																	
Handling Full Time Ancillary Services																	
<b>TOTAL</b>																	

**TEACHING PERSONNEL DATA (NATIONALLY-FUNDED) (Table E2) - The data to be entered shall be as of March 31, 2014.**

- **Nationally-funded personnel** - are those teaching, teaching-related and non-teaching personnel having plantilla positions, including those with provisional appointments.
- **Number of positions assigned in the school per latest PSI-POP** - refers to the number of plantilla items assigned to the school.
- **Number actually working in the school** - are those teaching, teaching-related and non-teaching personnel with plantilla positions who are actually performing their specific assignments in the school, as of March 31, 2014.
- **On leave personnel** - refers to those who are on sick, vacation, study and/or maternity leave as of March 31, 2014.
- **Position(s) vacant** - refers to the plantilla positions that are unfilled as of March 31, 2014.
- **Personnel detailed to DepEd office(s) within the division** - are those assigned/designated to the district office or to the division office.
- **Personnel detailed to DepEd office(s)/school(s) outside the division** - are those assigned/designated to the regional office, to the central office or to other schools whether elementary or secondary schools outside the division.
- **Personnel detailed to Secondary school(s) within the division** - are those assigned/designated to secondary schools within the division.
- **Personnel detailed from other school(s)/ DepEd office(s)** - are those who are actually working in the school but whose items belong from secondary school(s) or from another DepEd office(s) like the district, the division, the regional, the central office or from other school division(s).

**Note:** In Table E2, totals in column 12 must tally with entries in column 2.

In Table E2, if a teacher is handling two or more assignments, he/she should be counted in his/her assignment where he/she has the most number of loads.

In Table E2, total in column 18 (Handling Kindergarten classes and Handling Grades 1-6) must tally to Total (Kindergarten to Grade 6) in Table G.

In Tables E2, & E2, totals in column 18 must tally with entries in Table F column 7.

Totals in Tables E2, & E2, must tally.

Certified True and Correct by: \_\_\_\_\_  
 School Head : \_\_\_\_\_  
 (Signature Over Printed Name)  
 Date : \_\_\_\_\_

Checked by District Office : \_\_\_\_\_  
 Head of the Office : \_\_\_\_\_  
 (Signature Over Printed Name)  
 Date : \_\_\_\_\_

Verified by the Division Office : \_\_\_\_\_  
 Head of the Office : \_\_\_\_\_  
 (Signature Over Printed Name)  
 Date : \_\_\_\_\_

Position Title : \_\_\_\_\_  
 Date : \_\_\_\_\_  
 Position Title : \_\_\_\_\_  
 Date : \_\_\_\_\_  
 Position Title : \_\_\_\_\_  
 Date : \_\_\_\_\_

Table F. TEACHER ASSIGNMENTS (Nationally-funded teachers working in the school), SY 2013-2014 (As of March 31, 2014)

Position Title	Carries full-time class teaching load		Assigned part-time to class teaching,		Assigned full-time to ancillary services	TOTAL (Col.2+Col.3+Col.4+ Col.5+Col.6)
	Not assigned to ancillary services Col. 2	Assigned to ancillary services as additional load Col. 3	Class teaching 200 min. per day or more Col. 4	Class teaching less than 200 min. per day Col. 5		
Master Teacher III Col. 1						
Master Teacher II						
Master Teacher I						
Teacher III						
Teacher II						
Teacher I						
SPED Teacher (I-V)						
<b>TOTAL</b>						

TEACHER ASSIGNMENTS (NATIONALLY-FUNDED TEACHERS ACTUALLY WORKING IN THE SCHOOL) (Table F) - The data to be entered shall be as of March 31, 2014.

Ancillary services - are those rendered as a guidance counselor, librarian, property custodian, office clerk, canteen manager, coordinator (ALS, PE, Boy/Girl Scout, etc.), teacher nurse. Class advisors/ship is not included.

Note: Totals in column 7 of this table must be equal to the totals in Tables E2<sub>a</sub> & E2<sub>b</sub> (column 18 - Total Nationally-funded personnel working in the school).

Table G. NUMBER OF TEACHERS BY GRADE LEVEL (Nationally-funded teachers actually working in the school), SY 2013-2014 (As of March 31, 2014)

Kindergarten	Grade 1		Grade 2		Grade 3		Grade 4		Grade 5		Grade 6		Total (Kindergarten to Grade 6)
	Male	Female	Male	Female	Male	Female	Male	Female	Male	Female	Male	Female	
Male													
Female													

Note:   
 - If a teacher is teaching two or more grade levels, he/she should be counted in grade where his/her teaching load has the most number of teaching loads.   
 - If a teacher has equal teaching loads like a multi-grade teacher, he/she will be counted in the highest grade level taught.   
 - Total in this table must tally with the total in Table E2<sub>b</sub> - Handling Kindergarten classes and Handling Grades 1-6 (column 18)   
 - Grade 5 and 6 of this table must be less than or equal to Grade 5 and 6 in Table H.

Table H. NUMBER OF TEACHERS BY TEACHING ASSIGNMENT IN GRADE 5 AND 6 (Nationally-funded teachers actually working in the school), SY 2013-2014 (As of March 31, 2014)

Teaching Assignment	Grade 5		Grade 6	
	Male	Female	Male	Female
English				
Mathematics				
Filipino				
Science				
Makabayan				
SIBIKA/HEKASI				
H.E./E.P.P.				
E.K.A/W.P.				
M.S.E.P.				

Note: A teacher who is teaching more than one learning area or grade level can be counted more than once.

Certified True and Correct by : \_\_\_\_\_  
 School Head : \_\_\_\_\_  
 Checked by District Office : \_\_\_\_\_  
 Head of the Office : \_\_\_\_\_  
 Position Title : \_\_\_\_\_  
 Date : \_\_\_\_\_  
 (Signature Over Printed Name)

Verified by the Division Office : \_\_\_\_\_  
 Head of the Office : \_\_\_\_\_  
 Position Title : \_\_\_\_\_  
 Date : \_\_\_\_\_  
 (Signature Over Printed Name)

*Handwritten signature*

**Table 1. NUMBER OF COMPUTERS IN THE SCHOOL BY FUNDING SOURCE, SY 2013-2014 (As of March 31, 2014)**

		NUMBER OF COMPUTERS BY FUNDING SOURCE								
		DepEd budget	LGU/SEF	PTA-funded	Congress	Foreign funds/donors	Other Gov't. Agencies	Private sector	Others	Total
<b>a. Academic Use</b>										
Computers (Desktop/Notebook/Netbook/Tablet)										
Desktop Virtual Terminal										
<b>b. Computers for Administrative Use</b>										
Computers (Desktop/Notebook/Netbook/Tablet)										
Desktop Virtual Terminal										
<b>c. Computers Needing Repair</b>										
Computers (Desktop/Notebook/Netbook/Tablet)										
Desktop Virtual Terminal										
<b>TOTAL (a, b &amp; c)</b>										

**NUMBER OF COMPUTERS IN THE SCHOOL BY FUNDING SOURCE (Table 1)**

- Indicate the number of computers according to the following funding sources:
  - *DepEd budget* - includes computers procured through the DepEd Computerization Program and other similar programs.
  - *LGU/SEF* - computers procured from the Special Education Fund (SEF) and the budgets of Local Government Units (LGU): provincial, municipal or barangay units.
  - *PTA-funded* - computers funded from the Parents-Teachers Association (PTA).
  - *Congress* - computers funded from the Congressional Initiatives, Priority Development Assistance Fund (PDAF), Countrywide Development Fund (CDF), more commonly known as "pork barrel".
  - *Foreign funds/donors* - computers procured through foreign-assisted projects and bilateral agreements with donor countries.
  - *Other Gov't Agencies* - computers funded from other government agencies such as DTI, DOST, CICT, etc.
  - *Private sector* - computers donated by private individuals, corporations, alumni associations, non-government organizations, philanthropic organizations
  - *Others* - These are computers procured from other sources not listed above.
- *Computers for Academic Use* - are utilized in the classroom/laboratory as an aid to instruction.
- *Computers for Administrative Use* - are for encoding administrative data of the school, e.g. enrolment, attendance, disbursements, financial statements, and other reports.
- *Computers Needing Repair* - refers to damaged computers procured in the last 5 years that can still be repaired (not being used but not yet condemned).
- *Computers* - refers to desktop, laptop, netbook, tablet (pad/android/etc).
- *Desktop Virtual Terminal* - computer terminal consisting of monitor, keyboard and mouse connected to a terminal device that connects to a computer host (do not count the computer host).

Certified True and Correct by:

School Head : \_\_\_\_\_  
(Signature over Printed Name)

Position Title : \_\_\_\_\_ Date : \_\_\_\_\_

Checked by District Office:

Head of the Office : \_\_\_\_\_  
(Signature over Printed Name)

Position Title : \_\_\_\_\_ Date : \_\_\_\_\_

Verified by the Division Office:

Head of the Office : \_\_\_\_\_  
(Signature over Printed Name)

Position Title : \_\_\_\_\_ Date : \_\_\_\_\_

**Table J. DATA ON INTERNET CONNECTIVITY, SY 2013-2014 (As of March 31, 2014)**

Availability of internet connection in the school :  Yes  No  
 If Yes, check the appropriate internet provider:

- SMART  PLDDT  DIGITEL  WIT Global (Satellite)  
 GLOBE  BAYANTEL  SUN  Others, please specify \_\_\_\_\_

**Table J1. NUMBER OF COMPUTERS CONNECTED TO THE INTERNET**

Type of Connection	Number of Computers Connected				Bandwidth (in kbps)	CIR (in kbps)
	Academic		Administrative			
	Computers	Desktop Virtual Terminal	Computers	Desktop Virtual Terminal		
Wired						
Fixed Wireless						
Satellite						
USB Modem						

Indicate the number of computers connected to the internet.

**Table J2. MONTHLY SERVICE FEE (IN PESOS) OF INTERNET CONNECTION BY FUNDING SOURCE**

Type of Connection	Funding Source							Total
	Dept/d budget	LGU/SEF	PTA-funded	Congress	Foreign funds/donors	Other Gov't. Agencies	Private sector	
Wired								
Fixed Wireless								
Satellite								
USB Modem								

Indicate the monthly service fee of internet connection by funding source.

Where does the school personnel access internet outside the school to encode E-BEIS data? (Check as appropriate).

- District Office  Internet Cafe  At Home  
 Division Office  Other schools  Others, please specify \_\_\_\_\_

**DATA ON INTERNET CONNECTIVITY (Table J)**

- Indicate the **number** of computers which are connected to the internet through any of the following types of connection:
  - Wired** - internet connection using the phone lines from the service provider to client.
  - Fixed wireless** - internet connection through radio frequency bands with directional radio antenna on each end of the signal.
  - Satellite** - internet connection using satellite dish supplied by internet provider.
  - USB Modem** - internet connection using USB dongle.
  - **Bandwidth** - refers to maximum speed of internet connection.
  - **Committed Internet Rate (CIR)** - refers to the guaranteed average bandwidth of a virtual circuit in a relay network.
  - **Monthly service fee** is the amount needed to pay for the internet connection on a monthly basis.

Certified True and Correct by:

Checked by District Office:

Verified by the Division Office:

School Head : \_\_\_\_\_  
 (Signature over Printed Name)

Head of the Office : \_\_\_\_\_  
 (Signature over Printed Name)

Head of the Office : \_\_\_\_\_  
 (Signature over Printed Name)

Position Title : \_\_\_\_\_ Date : \_\_\_\_\_

Position Title : \_\_\_\_\_ Date : \_\_\_\_\_

Position Title : \_\_\_\_\_ Date : \_\_\_\_\_

**Table K. FEEDING PROGRAM, SY 2013-2014**

Does the school have a feeding program?  Yes  No

If Yes, who subsidizes the feeding program? (Check as appropriate).

School MOOE  School's Vegetable Garden/Fish Pond/Livestock

School Canteen Fund  Barangay

LGU  Private Individual/Sector

PTA  Others, please specify \_\_\_\_\_

**Table L. AGRICULTURE AND FISHERY RESOURCES IN THE SCHOOL, SY 2013-2014**

Availability of agriculture and fishery resources in the school : (Check as appropriate).

Vegetable Garden

Fish Pond

Livestock

**Table M. MONITORING/VISITS, SY 2013-2014**

No. of school visits by the following personnel from:

Offices	No. of school visits
Physical Facilities	
District	
Division	
Regional	
Central	

**MONITORING/VISITS (Table M)**

- Physical Facilities personnel are those Engineers, PFCs or other personnel from the said office whether they are from District, Division, Region or Central Offices.
- District/Division/Regional/Central personnel are those from the said office other than Physical Facilities personnel.

**Table N. NUMBER OF CLASS DAYS, SY 2013-2014**

Actual Number of Class Days: \_\_\_\_\_

**NUMBER OF CLASS DAYS (Table N)**

Indicate actual number of class days in this school year.

Certified True and Correct by :

School Head : \_\_\_\_\_  
 (Signature Over Printed Name)  
 Position Title : \_\_\_\_\_ Date : \_\_\_\_\_

Checked by District Office :

Head of the Office : \_\_\_\_\_  
 (Signature Over Printed Name)  
 Position Title : \_\_\_\_\_ Date : \_\_\_\_\_

Verified by the Division Office:

Head of the Office : \_\_\_\_\_  
 (Signature Over Printed Name)  
 Position Title : \_\_\_\_\_ Date : \_\_\_\_\_

**Table O. DISASTERS/CALAMITIES, SY 2013-2014**

In the past school year, were there any occurrences of the incidences listed below in your school and immediate surroundings?  
 (If applicable, check under the months that these occurred.)

Disasters/Calamities	June	July	Aug.	Sept.	Oct.	Nov.	Dec.	Jan.	Feb.	Mar.
<b>Natural Hazards</b>										
Tropical Cyclones ( <i>Storm, Typhoon, Tropical Depression, etc.</i> )	<input type="checkbox"/>	<input type="checkbox"/>	<input type="checkbox"/>	<input type="checkbox"/>	<input type="checkbox"/>	<input type="checkbox"/>	<input type="checkbox"/>	<input type="checkbox"/>	<input type="checkbox"/>	<input type="checkbox"/>
Tsunami	<input type="checkbox"/>	<input type="checkbox"/>	<input type="checkbox"/>	<input type="checkbox"/>	<input type="checkbox"/>	<input type="checkbox"/>	<input type="checkbox"/>	<input type="checkbox"/>	<input type="checkbox"/>	<input type="checkbox"/>
Storm Surge	<input type="checkbox"/>	<input type="checkbox"/>	<input type="checkbox"/>	<input type="checkbox"/>	<input type="checkbox"/>	<input type="checkbox"/>	<input type="checkbox"/>	<input type="checkbox"/>	<input type="checkbox"/>	<input type="checkbox"/>
Flood	<input type="checkbox"/>	<input type="checkbox"/>	<input type="checkbox"/>	<input type="checkbox"/>	<input type="checkbox"/>	<input type="checkbox"/>	<input type="checkbox"/>	<input type="checkbox"/>	<input type="checkbox"/>	<input type="checkbox"/>
Drought	<input type="checkbox"/>	<input type="checkbox"/>	<input type="checkbox"/>	<input type="checkbox"/>	<input type="checkbox"/>	<input type="checkbox"/>	<input type="checkbox"/>	<input type="checkbox"/>	<input type="checkbox"/>	<input type="checkbox"/>
Earthquake	<input type="checkbox"/>	<input type="checkbox"/>	<input type="checkbox"/>	<input type="checkbox"/>	<input type="checkbox"/>	<input type="checkbox"/>	<input type="checkbox"/>	<input type="checkbox"/>	<input type="checkbox"/>	<input type="checkbox"/>
Volcanic Eruption	<input type="checkbox"/>	<input type="checkbox"/>	<input type="checkbox"/>	<input type="checkbox"/>	<input type="checkbox"/>	<input type="checkbox"/>	<input type="checkbox"/>	<input type="checkbox"/>	<input type="checkbox"/>	<input type="checkbox"/>
Landslide	<input type="checkbox"/>	<input type="checkbox"/>	<input type="checkbox"/>	<input type="checkbox"/>	<input type="checkbox"/>	<input type="checkbox"/>	<input type="checkbox"/>	<input type="checkbox"/>	<input type="checkbox"/>	<input type="checkbox"/>
Fire ( <i>includes forest fire, fires as consequence of natural disasters such as typhoons and earthquakes</i> )	<input type="checkbox"/>	<input type="checkbox"/>	<input type="checkbox"/>	<input type="checkbox"/>	<input type="checkbox"/>	<input type="checkbox"/>	<input type="checkbox"/>	<input type="checkbox"/>	<input type="checkbox"/>	<input type="checkbox"/>
<b>Human-Induced Hazards</b>										
Fire ( <i>Electrical wiring failure, etc.</i> )	<input type="checkbox"/>	<input type="checkbox"/>	<input type="checkbox"/>	<input type="checkbox"/>	<input type="checkbox"/>	<input type="checkbox"/>	<input type="checkbox"/>	<input type="checkbox"/>	<input type="checkbox"/>	<input type="checkbox"/>
Structural collapse ( <i>as a result of engineering failures</i> )	<input type="checkbox"/>	<input type="checkbox"/>	<input type="checkbox"/>	<input type="checkbox"/>	<input type="checkbox"/>	<input type="checkbox"/>	<input type="checkbox"/>	<input type="checkbox"/>	<input type="checkbox"/>	<input type="checkbox"/>
Oil Spill	<input type="checkbox"/>	<input type="checkbox"/>	<input type="checkbox"/>	<input type="checkbox"/>	<input type="checkbox"/>	<input type="checkbox"/>	<input type="checkbox"/>	<input type="checkbox"/>	<input type="checkbox"/>	<input type="checkbox"/>
Security threat as a result of civilian violence ( <i>bomb threats, kidnapping threats, hostage taking, shooting, etc.</i> )	<input type="checkbox"/>	<input type="checkbox"/>	<input type="checkbox"/>	<input type="checkbox"/>	<input type="checkbox"/>	<input type="checkbox"/>	<input type="checkbox"/>	<input type="checkbox"/>	<input type="checkbox"/>	<input type="checkbox"/>
Armed conflict as a result of organized crime ( <i>terrorism, siege, etc.</i> )	<input type="checkbox"/>	<input type="checkbox"/>	<input type="checkbox"/>	<input type="checkbox"/>	<input type="checkbox"/>	<input type="checkbox"/>	<input type="checkbox"/>	<input type="checkbox"/>	<input type="checkbox"/>	<input type="checkbox"/>
Health Threat ( <i>i.e. Dengue, Malaria, Measles, food poisoning, disease outbreak</i> )	<input type="checkbox"/>	<input type="checkbox"/>	<input type="checkbox"/>	<input type="checkbox"/>	<input type="checkbox"/>	<input type="checkbox"/>	<input type="checkbox"/>	<input type="checkbox"/>	<input type="checkbox"/>	<input type="checkbox"/>
Crime against student/s ( <i>murder/homicide, physical injury, rape, sexual harassment, etc.</i> )	<input type="checkbox"/>	<input type="checkbox"/>	<input type="checkbox"/>	<input type="checkbox"/>	<input type="checkbox"/>	<input type="checkbox"/>	<input type="checkbox"/>	<input type="checkbox"/>	<input type="checkbox"/>	<input type="checkbox"/>
Crime against teacher/s ( <i>murder/homicide, physical injury, rape, sexual harassment, etc.</i> )	<input type="checkbox"/>	<input type="checkbox"/>	<input type="checkbox"/>	<input type="checkbox"/>	<input type="checkbox"/>	<input type="checkbox"/>	<input type="checkbox"/>	<input type="checkbox"/>	<input type="checkbox"/>	<input type="checkbox"/>
Crime against school property ( <i>theft, robbery, arson</i> )	<input type="checkbox"/>	<input type="checkbox"/>	<input type="checkbox"/>	<input type="checkbox"/>	<input type="checkbox"/>	<input type="checkbox"/>	<input type="checkbox"/>	<input type="checkbox"/>	<input type="checkbox"/>	<input type="checkbox"/>
Others. Please specify _____	<input type="checkbox"/>	<input type="checkbox"/>	<input type="checkbox"/>	<input type="checkbox"/>	<input type="checkbox"/>	<input type="checkbox"/>	<input type="checkbox"/>	<input type="checkbox"/>	<input type="checkbox"/>	<input type="checkbox"/>
<b>Result of Disaster Incidences</b>										
School Used as an Evacuation Center	<input type="checkbox"/>	<input type="checkbox"/>	<input type="checkbox"/>	<input type="checkbox"/>	<input type="checkbox"/>	<input type="checkbox"/>	<input type="checkbox"/>	<input type="checkbox"/>	<input type="checkbox"/>	<input type="checkbox"/>

See DepEd Order for the definitions.


**Table P. VULNERABILITIES, SY 2013-2014**

In your opinion, what are the top 3 conditions, circumstances or features of your schools and the surrounding environment that increase your vulnerability or put life and property at great risk to natural and human-induced disasters?

1. \_\_\_\_\_

2. \_\_\_\_\_

3. \_\_\_\_\_

 **Note:** This table should not be left blank.

**Certified True and Correct by :**

School Head : \_\_\_\_\_  
 (Signature Over Printed Name)

Position Title : \_\_\_\_\_ Date : \_\_\_\_\_

**Checked by District Office :**

Head of the Office : \_\_\_\_\_  
 (Signature Over Printed Name)

Position Title : \_\_\_\_\_ Date : \_\_\_\_\_

**Verified by the Division Office:**

Head of the Office : \_\_\_\_\_  
 (Signature Over Printed Name)

Position Title : \_\_\_\_\_ Date : \_\_\_\_\_

Municipality ID: [ ] [ ] [ ] [ ] [ ] [ ] [ ] [ ] [ ] [ ]  
School ID: [ ] [ ] [ ] [ ] [ ] [ ] [ ] [ ] [ ] [ ]



Republic of the Philippines  
DEPARTMENT OF EDUCATION  
OFFICE OF PLANNING SERVICE  
Research and Statistics Division



**GOVERNMENT SECONDARY SCHOOL PROFILE**  
**(END OF THE SY DATA, AS OF MARCH 31)**

**INSTRUCTIONS**

This form shall be accomplished by the head of all government secondary schools. In the case of schools with annexes, extensions, etc., a separate school profile form shall be accomplished by every annex, extension, etc.  
The head of the school shall sign the forms certifying to the correctness of the data, and shall be responsible and accountable for any inaccuracy or false data/information reported.  
He/She shall submit the accomplished forms to the respective Division Office on or before May 16, 2014.  
**Important: Read the definitions/instructions found at the bottom of each table before filling up the form. No item should be left blank. Instead, "zero (0)" or "not applicable (n/a)" shall be written. Shaded boxes shall not be filled.**

**SCHOOL INFORMATION**  
**SY 2013-2014**

Name of School : \_\_\_\_\_  
(Official name)  
\_\_\_\_\_  
(If renamed, please indicate old name.)

Address : \_\_\_\_\_  
# \_\_\_\_\_ Street/Street/Parok \_\_\_\_\_ Barangay \_\_\_\_\_  
Municipality \_\_\_\_\_ Province/City \_\_\_\_\_

**Integrated School**  
(Please check appropriate box if the school is offering both elementary and secondary levels.)  
 Yes (Please indicate School ID of Elementary level)  
 No  
Elementary School ID: [ ] [ ] [ ] [ ] [ ] [ ] [ ] [ ] [ ] [ ]

Certified True and Correct by : \_\_\_\_\_  
School Head : \_\_\_\_\_  
(Signature Over Printed Name)  
Position Title : \_\_\_\_\_ Date : \_\_\_\_\_

Region : \_\_\_\_\_  
Division : \_\_\_\_\_  
Legislative District : \_\_\_\_\_  
Tel. No. : \_\_\_\_\_  
Mobile No. : \_\_\_\_\_  
Fax No. : \_\_\_\_\_  
E-Mail Address : \_\_\_\_\_

**Annex/Extension School**  
(Please check appropriate box if the school is an annex/extension school.)  
 Yes (Please indicate School ID of the Mother School)  
 No  
Mother School ID: [ ] [ ] [ ] [ ] [ ] [ ] [ ] [ ] [ ] [ ]

Verified by the Division Office : \_\_\_\_\_  
Head of the Office : \_\_\_\_\_  
(Signature Over Printed Name)  
Position Title : \_\_\_\_\_ Date : \_\_\_\_\_



**Table A. STUDENT DATA, SY 2013-2014 (As of March 31, 2014) - Regular & SPED**

Particulars	Grade 7		Grade 8		Grade 9 (Year 3)		Grade 10 (Year 4)		Grade 11 (Modelling)		Grade 12 (Modelling)		TOTAL (Grades 7-12)	
	Male	Female	Male	Female	Male	Female	Male	Female	Male	Female	Male	Female	Male	Female
Enrollment														
Number of Promotees/Graduates														
Number of Dropouts														
Number of Transferees In														
Number of Transferees Out														
Number of Late Enrollees														
Number of Continuing Students														

**STUDENT DATA (Table A) - The data to be entered cover this school year as of March 31, 2014 and shall be distributed by year level and by sex.**

- **Enrollment** - includes all students enrolled in the school, as of March 31.
- **Number of Promotees/Graduates** - In years 1 to 3, promotees refer to students who successfully completed the year level. In Year 4, this refers to students who completed the secondary level or the graduates of the level.
- **Number of Dropouts** - refers to students who left school before completing the prescribed year level within the specified school year from June 08 onwards and should not be included in the total enrollment as of the same date.
- **Number of Transferees In** - refers to students who entered the school from another school, either government or private from June 08 onwards.
- **Number of Transferees Out** - refers to students who left school to enter another school as evidence by the request for permanent record (Form 137) from June 08 onwards and should not be included in the total enrollment as of the same date.
- **Number of Late Enrollees** - refers to students who entered the school after the cut-off date of June 07, i.e., from June 08 onwards.
- **Number of Continuing Students** - refers to students who were enrolled in Alternative Delivery Mode (ADM) as defined in the DepED Order 54, s. 2012 and who have not yet completed the requirements for the year level.

Certified True and Correct by :

School Head : \_\_\_\_\_  
 Position Title : \_\_\_\_\_  
 Date : \_\_\_\_\_

Verified by the Division Office :

Head of the Office : \_\_\_\_\_  
 Position Title - : \_\_\_\_\_  
 Date : \_\_\_\_\_

(Signature Over Printed Name)

(Signature Over Printed Name)

**Table B1. EXISTING NUMBER OF INSTRUCTIONAL ROOMS IN THE SCHOOL BY STATUS, SY 2013-2014 (As of March 31, 2014)**

Category	Instructional Rooms							Total Instructional Rooms
	Used as academic classrooms	Used as Science Laboratories	Used as H.E. rooms	Used as I.A./ Workshops	Used as computer rooms	Used for SPED classes	Not currently used	
Standard								
Complete								
Incomplete								
Non-Standard/Makeshift rooms								
Total								

**Table B2. EXISTING NUMBER OF NON- INSTRUCTIONAL ROOMS IN THE SCHOOL BY STATUS, SY 2013-2014 (As of March 31, 2014)**

Status	Non-Instructional Rooms							Total Non-Instructional Rooms
	Used as libraries	Used as clinic	Used as canteen	Used as offices	Other uses	Not currently used		
Complete								
Incomplete								
Total								

**PHYSICAL FACILITIES DATA (Tables B1 and B2)**

**EXISTING NUMBER OF INSTRUCTIONAL AND NON-INSTRUCTIONAL ROOMS** (Condemned/condemnable instructional and non-instructional rooms are not to be included.)

Enter the number of rooms currently being used and not currently being used for *instructional and non-instructional purposes, regardless of funding source*, in the appropriate boxes.

The columns for Totals shall include those currently being used and not currently being used.

- **Instructional rooms** - refer to rooms use for instructions with the following dimensions regardless of the number of doors (either 1 door or 2 doors) and regardless of funding source and year constructed:
  - 7m x 9m
  - 7m x 7m
  - 6m x 8m (Bagong Lipunan type)
  - 7m x 18m (multi-purpose, workshop, science lab, computer lab.)
  - 7m x 8m
  - 7m x 6m
  - 7.5m x 6m
- **Standard** - refer to rooms which are safe and usable, (whether complete or partially incomplete classroom construction) and having the standard dimensions as defined in the instructional rooms.
  - **Complete classrooms construction** - refer to school building projects which were completed within the contract duration period and have the following features:
    - (for areas with electricity): roofing or weather protection; blackboard and toilet (optional).
  - **Incomplete classrooms construction** - refer to school building projects which were not completed within the contract duration period but follow the correct dimensions and materials. These also refer to rooms which do not meet the prescribed standard dimensions and may basically made of bamboo, nipa, cogon, lumber and other light materials.
- **Non-Standard/Makeshift rooms** - refer to safe and usable rooms which are considered temporary structures as a means of easing up classrooms shortage and/or temporary shelter during emergencies.
- **Condemnable rooms** - refer to rooms deemed to be dangerous to the extent that life, health, property or safety of the public or its occupants are endangered, based on joint evaluation of PSED, Municipal Engineer & COA official.
- **Condemned rooms** - refer to rooms deemed to be dangerous to the extent that life, health, property or safety of the public or its occupants are endangered, with approval of PSED, Municipal Engineer and COA for condemnation.

**Note: Non-instructional rooms used for two or more purposes such as library, office or clinic, shall be counted separately.**

**Tables B1 and B2 must be greater than or equal to the totals of instructional and non-instructional rooms needing repair of Table B5.**

**Tables B1 and B2 must be equal to the totals of instructional and non-instructional rooms by funding source of Table B3.**

Certified True and Correct by :

School Head : \_\_\_\_\_

(Signature Over Printed Name)

Position Title : \_\_\_\_\_

Date : \_\_\_\_\_

Verified by the Division Office :

Head of the Office : \_\_\_\_\_

(Signature Over Printed Name)

Position Title : \_\_\_\_\_

Date : \_\_\_\_\_

**Table B3. EXISTING NUMBER OF ROOMS IN THE SCHOOL BY FUNDING SOURCE, SY 2013-2014 (As of March 31, 2014)**

Type of Room	DepEd budget	DepEd with counterpart funds	LGU/SEF	PTA-funded	Congress	Foreign funds/donors	Private sector	Others	Total
Instructional Rooms (refer to Table B1)									
Non-Instructional Rooms (refer to Table B2)									
<b>TOTAL</b>									

**NUMBER OF INSTRUCTIONAL ROOMS ACCORDING TO FUNDING SOURCE (Table B3)**

Based on the total instructional and non-instructional rooms in Tables C1 and C2, indicate the number of the rooms according to the following funding sources:

- *DepEd budget* - includes classrooms and other instructional rooms funded from the Regular School Building Program implemented by the Department of Public Works and Highways (DPWH) and DepEd (for Red and Black Schools)
- *DepEd with counterpart funds* - rooms constructed using DepEd funds with counterpart of at least 10% from other sources.
- *LGU/SEF* - classrooms and other instructional rooms funded from the Special Education Fund (SEF) and the budgets of Local Government Units (LGU): provincial, municipal or barangay units.
- *PTA-funded* - includes classrooms and other instructional rooms funded by the Parents-Teachers Association (PTA).
- *Congress* - includes classrooms and other instructional rooms funded from the Congressional Initiatives, Priority Development Assistance Fund (PDAF), Countrywide Development Fund (CDF), more commonly known as "pork barrel".
- *Foreign funds/donors* - includes classrooms and other instructional rooms funded from foreign-assisted projects and bilateral agreements with donor countries.
- *Private sector* - includes classrooms and other instructional rooms funded through donations of private individuals, corporations, alumni associations, non-government organizations and philanthropic organizations.
- *Others* - these are rooms which are funded by other sources not listed above.

**Note: Totals in this table shall tally with the totals in Tables B1 and B2, respectively.**

**Table B4. NUMBER OF ON-GOING CONSTRUCTION BY FUNDING SOURCE, SY 2013-2014 (As of March 31, 2014)**

Type of Room	DepEd budget	DepEd with counterpart funds	LGU/SEF	PTA-funded	Congress	Foreign funds/donors	Private sector	Others	Total
Instructional Rooms									
Non-Instructional Rooms									
<b>TOTAL</b>									

- *On-going construction* - are school building projects in the process of implementation or projects with actual works being undertaken in the project site and considered not yet completed.

Certified True and Correct by :

School Head : \_\_\_\_\_  
 (Signature Over Printed Name)  
 Position Title : \_\_\_\_\_ Date : \_\_\_\_\_

Verified by the Division Office :

Head of the Office : \_\_\_\_\_  
 (Signature Over Printed Name)  
 Position Title : \_\_\_\_\_ Date : \_\_\_\_\_

**Table B5. NUMBER OF INSTRUCTIONAL AND NON-INSTRUCTIONAL ROOMS NEEDING REPAIR, SY 2013-2014 (As of March 31, 2014)**

Type of Room	Types of Repair		Total
	Major	Minor	
Instructional Rooms			
Non-Instructional Rooms			
<b>TOTAL</b>			

**NUMBER OF INSTRUCTIONAL AND NON-INSTRUCTIONAL ROOMS NEEDING REPAIR (Table B5)**

Indicate the number of instructional rooms by type of repair needed.

- **Major Repair** - repair or replacement of schoolbuilding components which are subjected to critical structural loads and stresses and which are estimated to cost ten percent (10%) or more of the cost of a standard building unit such as roof frames, posts and exterior walls.
- **Minor Repair** - repair or replacement of schoolbuilding components which are not subjected to critical structural loads and stresses and which are estimated to cost less than ten percent (10%) of the cost of a standard building unit such as repair of windows, doors, partitions and the like.

**Note:** Tables B1 and B2 must be greater than or equal to the totals of instructional and non-instructional rooms needing repair of this table.

**Table B6. BUILDABLE SPACE FOR ADDITIONAL 7x9 CLASSROOMS, SY 2013-2014 (As of March 31, 2014)**

Does the school have available buildable space for additional 7x9 classrooms on a vacant lot?

Yes       No

If Yes, how many additional single storey 7x9 classrooms can be constructed? \_\_\_\_\_

**BUILDABLE SPACE FOR ADDITIONAL 7x9 CLASSROOMS (Table B6)**

Indicate the number of single storey 7x9 classrooms that can be constructed in the available space in the school site.

**Note:** In case, the school head does not have adequate information on the item above, the assistance of the Division Physical Facilities Coordinator/ Division Project Engineer can be asked.

**Table B8. EXISTING CLASSROOM FURNITURE, SY 2013-2014 (As of March 31, 2014)**

Classroom Furniture for Students	Desks		Chairs/ Armchairs	

**Table B7. EXISTING NUMBER OF CONDEMNED AND CONDEMNABLE CLASSROOMS, SY 2013-2014 (As of March 31, 2014)**

Condemned	Condemnable

**EXISTING NUMBER OF CONDEMNED AND CONDEMNABLE CLASSROOMS (Table B7)**

Indicate the number of condemned and condemnable classrooms. For the definitions, please refer to Physical Facilities Data (Tables B1 and B2).

**EXISTING CLASSROOM FURNITURE (Table B8)**

Count serviceable classroom furniture regardless of funding source

- **Number of Desks** - refers to the total number of serviceable two-seater desks in the school.
- **Number of Chairs/Armchairs** - refers to the total number of serviceable chairs/armchairs in the school.

In case of sets of tables and chairs, count the number of chairs.

Certified True and Correct by :

School Head : \_\_\_\_\_

(Signature Over Printed Name)

Position Title : \_\_\_\_\_ Date : \_\_\_\_\_

Verified by the Division Office :

Head of the Office : \_\_\_\_\_

(Signature Over Printed Name)

Position Title : \_\_\_\_\_ Date : \_\_\_\_\_

**Table B9. EXISTING NUMBER OF TOILET BOWLS, SY 2013-2014 (As of March 31, 2014)**

Usage	Toilet Bowls			Total
	Male	Female	Common (Male & Female)	
used by students				
used by personnel				
Total				

**Note:** Toilet bowls located inside and outside the classroom shall be included in the count while those that are being used by both students & personnel shall be counted in "used by students".

**Table B10. EXISTING NUMBER OF URINALS, SY 2013-2014 (As of March 31, 2014)**

Usage	Urinals	
	Individual	Trough
used by students		
used by personnel		
Total		

**EXISTING NUMBER OF URINALS (Table B10)**

- **Individual Urinal** - a single urinal is designed for one male student standing upright.
- **Trough or Multiple** - a urinal which can accommodate 3 more students at the same time. Only the physical structure shall be counted and not the number of students that can be accommodated.
- A trough shall be counted by row (vertical or horizontal).

**Note:** Urinals located inside and outside the classroom shall be included in the count while those that are being used by both students & personnel shall be counted in "used by students".

**Table C1. AVAILABILITY OF WATER SUPPLY, SY 2013-2014 (As of March 31, 2014)**

**Water Supply Sources:**  Local Piped Water  Natural Source  
 (Check as appropriate)  Water Well/Deep Well  Without Available Water Supply  
 Rainwater Catchments

**If Local Piped Water, check the appropriate water supply provider:**  
 Maynihad  Local water district  Others, please specify \_\_\_\_\_  
 Manila Water  Local water cooperative

**Average Cost of Monthly Bills/Maintenance: (Please indicate the amount)** \_\_\_\_\_

**Who Pays the Cost of Monthly Bills/Maintenance: (Check as appropriate):**  
 School MOOE  School Canteen Fund  PDAF/pork barrel  
 LGU  Private Individual/Sector  
 PTA  Others, please specify \_\_\_\_\_

**AVAILABILITY OF WATER SUPPLY (Table C1)**

- **Local piped water** - water source coming from local water service providers.
- **Water well** - an excavation structure in the ground by digging, driving, boring or drilling to access water in underground aquifers.
- **Rainwater catchment** - water sourced from rainwater and collected thru a rainwater collector.
- **Natural source** - water sourced from a spring or stream.
- **Without available water supply** - schools without existing water supply at all.

**Table C2. AVAILABILITY OF ELECTRICAL SUPPLY, SY 2013-2014 (As of March 31, 2014)**

**Electrical Supply Sources:**  Grid Supply  No source of electricity  
 (Check as appropriate)  Generator  Solar Power  
 Meralco  Local Electric Cooperative

**If Grid Supply, check the appropriate electrical supply provider:**  
 Meralco  Others, please specify \_\_\_\_\_  
 Local Electric Cooperative

**Average Cost of Monthly Bills/Maintenance: (Please indicate the amount)** \_\_\_\_\_

**Who Pays the Cost of Monthly Bills/Maintenance: (Check as appropriate):**  
 School MOOE  School Canteen Fund  PDAF/pork barrel  
 LGU  Private Individual/Sector  
 PTA  Others, please specify \_\_\_\_\_

**AVAILABILITY OF ELECTRICAL SUPPLY (Table C2)**

- **Grid Supply** - electricity coming from major or local power distributors (e.g. electric cooperatives, Meralco, etc.).
- **Generator** - machine operated by diesel or gasoline to produce electricity.
- **Solar Power** - solar power is the conversion of sunlight into electricity thru different devices such as solar panels.
- **No source of electricity** - schools without existing electrical supply at all.

Certified True and Correct by :

School Head : \_\_\_\_\_ (Signature Over Printed Name)

Position Title : \_\_\_\_\_ Date : \_\_\_\_\_

Verified by the Division Office :

Head of the Office : \_\_\_\_\_ (Signature Over Printed Name)

Position Title : \_\_\_\_\_ Date : \_\_\_\_\_

Table D. PERSONNEL DATA (Locally-funded and DepEd Subsidized Teachers Working in the School), SY 2013-2014 (As of March 31, 2014)

Class	Special Educ. Fund (SEF)		Local Gov't Unit (LGU) funded	PTA-funded	Others	TOTAL Locally-funded	DepEd subsidized *
	Provincial/City	Municipal					
Secondary (excluding ALIVE)							
ALS *							
ALIVE *							

PERSONNEL DATA (LOCALLY-FUNDED AND DEPED SUBSIDIZED TEACHERS WORKING IN THE SCHOOL), (Table D) - The data to be entered shall be as of March 31, 2014.

\* Locally-funded and DepEd Subsidized teachers working in the school are those teachers not having plantilla positions and whose compensation is not paid out of the national budget.

These are classified according to the following:

- **Special Education Fund (SEF)** – Teachers whose salaries are being paid by the Local School Board Fund (Provincial/City or Municipal) where the school is located.
- **Local Government Unit (LGU) funded** – Those teachers paid out of the general fund (not the SEF) of the LGU.
- **PTA-funded** – Teachers who receive their salaries through the Parents-Teachers Association (PTA).
- **Others** – These are teachers who are being funded by neither one of the above.
- **DepEd subsidized** – These are teachers who are paid by DepEd through honorarium.
- **ALS** – These are teachers conducting ALS classes in public school.
- **ALIVE** – These are teachers assigned to teach ALIVE classes.

Note: \* - Those serving two or more schools simultaneously shall be counted only in the school with the most teaching loads or number of learners handled, in that order.

Table E1. TEACHING RELATED AND NON-TEACHING PERSONNEL DATA (Nationally-funded), SY 2013-2014 (As of March 31, 2014)

Position Title	Col. 1 Number of plantilla items in school per latest PS-POP	Number actually working in the school			Col. 6 On leave	Plantilla personnel detailed to					Col. 12 TOTAL (Col.5, Col.6, Col.7, Col.11)	Plantilla personnel borrowed/detained from other school(s)/ DepEd office(s)			TOTAL Nationally-funded personnel working in the school				
		Male	Female	Total		Col. 7 Plantilla item(s) vacant	Col. 8 DepEd office(s)/ school(s) within the division	Col. 9 DepEd office(s)/ school(s) outside the division	Col. 10 Elementary school(s) within the division	Col. 11 TOTAL		Male	Female	Total	Male	Female	Total		
																		Col. 2	Col. 3
Vocational School Administrator I-III																			
Principal IV																			
Principal III																			
Principal II																			
Principal I																			
Head Teacher VI																			
Head Teacher V																			
Head Teacher IV																			
Head Teacher III																			
Head Teacher II																			
Head Teacher I																			
Guidance Coordinator/Counselor																			
Librarian																			
Bookkeeper/Senior Bookkeeper																			
Disbursing Officer I-III																			
<b>TOTAL</b>																			

TEACHING RELATED AND NON-TEACHING PERSONNEL DATA (NATIONALLY-FUNDED), (Table E1) - The data to be entered shall be as of March 31, 2014.

Note: For the definitions, please refer to Teaching Personnel Data (Table E2). Totals in column 12 must tally with entries in column 2.

Certified True and Correct by :

School Head : \_\_\_\_\_ (Signature Over Printed Name)

Position Title : \_\_\_\_\_ Date : \_\_\_\_\_

Verified by the Division Office :

Head of the Office : \_\_\_\_\_ (Signature Over Printed Name)

Position Title : \_\_\_\_\_ Date : \_\_\_\_\_

*Prokings*

Table E2. TEACHING PERSONNEL DATA (Nationally-funded), SY 2013-2014 (As of March 31, 2014)

NATIONALLY-FUNDED PERSONNEL

Position Title	Number of plantilla items in school per latest PSL-POP	Number actually working in the school			On leave	Plantilla item(s) vacant	Plantilla personnel detailed to			TOTAL (Col.5-Col.6+Col.7+Col.11)	Plantilla personnel borrowed/detailed from other school(s)/ DepEd office(s)			TOTAL Nationally-funded personnel working in the school				
		Male	Female	Total			DepEd office(s)/ sec. school(s) within the division	DepEd office(s)/ school(s) outside the division	Elementary school(s) within the division		TOTAL	Male	Female	Total	Male	Female	Total	
																		Col. 3
Col. 1	Col. 2	Col. 3	Col. 4	Col. 5	Col. 6	Col. 7	Col. 8	Col. 9	Col. 10	Col. 11	Col. 12	Col. 13	Col. 14	Col. 15	Col. 16	Col. 17	Col. 18	
<b>a. Teaching Positions</b>																		
Instructor I-III																		
Master Teacher III																		
Master Teacher II																		
Master Teacher I																		
Teacher III																		
Teacher II																		
Teacher I																		
SPED Teacher (I-V)																		
<b>TOTAL</b>																		
<b>b. Assignment (Number of teachers actually working in the school):</b>																		
Handling Years 1-4																		
Handling SPED classes																		
Handling Full Time Ancillary Services																		
<b>TOTAL</b>																		

TEACHING PERSONNEL DATA (NATIONALLY-FUNDED) (Table E2) - The data to be entered shall be as of March 31, 2014.

- Nationally-funded personnel - are those teaching, teaching-related and non-teaching personnel having plantilla positions, including those with provisional appointments.
- Number of plantilla items in school per latest PSL-POP - refers to the number of plantilla items allocated to the school.
- Number actually working in the school - are those teaching, teaching-related and non-teaching personnel with plantilla positions who are actually performing their specific assignments in the school, as of March 31, 2014.
- On leave personnel - refers to those who are on sick, vacation, study and/or maternity leave as of March 31, 2014.
- Plantilla item(s) vacant - refers to the plantilla positions that are unfilled as of March 31, 2014.
- Plantilla personnel detailed to DepEd office(s)/sec. school(s) within the division - are those assigned/designated to the division office or to other secondary schools within the division.
- Plantilla personnel detailed to DepEd office(s)/school(s) outside the division - are those assigned/designated to the regional office, to the central office or to other schools whether elementary or secondary schools outside the division.
- Plantilla personnel detailed to Elementary school(s) within the division - are those assigned/designated to elementary schools within the division.
- Plantilla personnel borrowed/detailed from other school(s)/ DepEd office(s) - are those who are actually working in the school but whose items belong from elementary/secondary school(s) or from another DepEd office(s) like the division, the regional, the central office or from other school division(s).

Note: In Table E2, totals in column 12 must tally with entries in column 2.  
 In Table E2, b, if a teacher is handling two or more assignments, he/she should be counted in his/her assignment where he/she has the most number of loads.  
 In Tables E2, a & E2, b, totals in column 18 must tally with entries in Table F column 7.  
 Totals in Tables E2, a & E2, b must tally.

Certified True and Correct by : \_\_\_\_\_  
 School Head : \_\_\_\_\_  
 Position Title : \_\_\_\_\_  
 Date : \_\_\_\_\_

Verified by the Division Office : \_\_\_\_\_  
 Head of the Office : \_\_\_\_\_  
 Position Title : \_\_\_\_\_  
 Date : \_\_\_\_\_

**Table F. TEACHER ASSIGNMENTS (Nationally-funded teachers working in the school), SY 2013-2014 (As of March 31, 2014)**

Position Title	Carries full-time class teaching load (360 min. or more)		Assigned part-time to class teaching, part-time to ancillary services		Assigned full-time to ancillary services Col. 6	TOTAL (Col.2+Col.3+Col.4+ Col.5+Col.6) Col. 7
	Not assigned to ancillary services Col. 2	Assigned to ancillary services as additional load Col. 3	Class teaching 200 min. per day or more Col. 4	Class teaching less than 200 min. per day Col. 5		
Instructor I-III					Col. 6	Col. 7
Master Teacher III						
Master Teacher II						
Master Teacher I						
Teacher III						
Teacher II						
Teacher I						
SPED Teacher (I-V)						
<b>TOTAL</b>						

TEACHER ASSIGNMENTS (NATIONALLY-FUNDED TEACHERS ACTUALLY WORKING IN THE SCHOOL) (Table F) - The data to be entered shall be as of March 31, 2014.

- Ancillary services - are those rendered as a guidance counselor, librarian, property custodian, office clerk, canteen manager, coordinator (ALS, PE, Boy/Girl Scout, etc.), teacher nurse. Class advisorship is not included.

**Note:** Totals in column 7 of this table must be equal to the totals in Tables E2<sub>a</sub> & E2<sub>b</sub> (column 18 - Total Nationally-funded personnel working in the school).

Certified True and Correct by :

School Head : \_\_\_\_\_  
(Signature Over Printed Name)

Position Title : \_\_\_\_\_  
Date : \_\_\_\_\_

Verified by the Division Office :

Head of the Office : \_\_\_\_\_  
(Signature Over Printed Name)

Position Title : \_\_\_\_\_  
Date : \_\_\_\_\_



**Table G. NUMBER OF TEACHERS BY TEACHING ASSIGNMENT AND BY GRADE/YEAR LEVEL**  
(Nationally-funded teachers only), SY 2013-2014 (As of March 31, 2014)

Teaching Assignment	Grade 7		Grade 8		Grade 9 (Year 3)		Grade 10 (Year 4)	
	Male	Female	Male	Female	Male	Female	Male	Female
English								
Mathematics								
Filipino								
Science								
General Science								
Biology								
Chemistry								
Physics								
Makabayan								
Araling Panlipunan								
T L E								
Values Educ.								
Music and/or Arts								
P E and/or Health								

NUMBER OF TEACHERS BY TEACHING ASSIGNMENT AND BY YEAR LEVEL (Table G)


 *Note: A teacher who is teaching more than one learning area or year level can be counted more than once.*

**Table H. NUMBER OF TEACHERS BY TEACHING ASSIGNMENT AND BY AREA OF SPECIALIZATION**  
(Nationally-funded teachers only), SY 2013-2014 (As of March 31, 2014)

Teaching Assignment	With Major/ Minor	Not Their Major/ Minor	Total
English			
Mathematics			
Filipino			
Science			
General Science			
Biology			
Chemistry			
Physics			
Makabayan			
Araling Panlipunan			
T L E			
Values Educ.			
Music and/or Arts			
P E and/or Health			

NUMBER OF TEACHERS BY TEACHING ASSIGNMENT AND BY AREA OF SPECIALIZATION (Table H)

- *With Major/Minor* - number of teachers who have specialization in the subject area they are teaching.
- *Not Their Major/Minor* - number of teachers who have NO specialization in the subject area they are teaching.

 *Note: A teacher handling more than one subject area can be counted more than once.*

*Certified True and Correct by :*

*School Head* : \_\_\_\_\_  
(Signature Over Printed Name)

*Position Title* : \_\_\_\_\_ *Date* : \_\_\_\_\_

*Verified by the Division Office :*

*Head of the Office* : \_\_\_\_\_  
(Signature Over Printed Name)

*Position Title* : \_\_\_\_\_ *Date* : \_\_\_\_\_

**Table I. NUMBER OF COMPUTERS IN THE SCHOOL, BY FUNDING SOURCE, SY 2013-2014 (As of March 31, 2014)**

		NUMBER OF COMPUTERS BY FUNDING SOURCE								
		DepEd budget	LGU/SEF	PTA-funded	Congress	Foreign funds/donors	Other Gov't. Agencies	Private sector	Others	Total
<b>a. Academic Use</b>										
	Computers (Desktop/Notebook/Netbook/Tablet)									
	Desktop Virtual Terminal									
<b>b. Computers for Administrative Use</b>										
	Computers (Desktop/Notebook/Netbook/Tablet)									
	Desktop Virtual Terminal									
<b>c. Computers Needing Repair</b>										
	Computers (Desktop/Notebook/Netbook/Tablet)									
	Desktop Virtual Terminal									
<b>TOTAL (a, b &amp; c)</b>										

**NUMBER OF COMPUTERS IN THE SCHOOL BY FUNDING SOURCE (Table I)**

- Indicate the number of computers according to the following funding sources:
  - *DepEd budget* - includes computers procured through the DepEd Computerization Program and other similar programs.
  - *LGU/SEF* - computers procured from the Special Education Fund (SEF) and the budgets of Local Government Units (LGU): provincial, municipal or barangay units.
  - *PTA-funded* - computers funded from the Parents-Teachers Association (PTA).
  - *Congress* - computers funded from the Congressional Initiatives, Priority Development Assistance Fund (PDAF), Countrywide Development Fund (CDF), more commonly known as "pork barrel".
  - *Foreign funds/donors* - computers procured through foreign-assisted projects and bilateral agreements with donor countries.
  - *Other Gov't Agencies* - computers funded from other government agencies such as DTF, DOST, CICT, etc.
  - *Private sector* - computers donated by private individuals, corporations, alumni associations, non-government organizations, philanthropic organizations
  - *Others* - These are computers procured from other sources not listed above.
- *Computers for Academic Use* - are utilized in the classroom/laboratory as an aid to instruction.
- *Computers for Administrative Use* - are for encoding administrative data of the school, e.g. enrolment, attendance, disbursements, financial statements, and other reports.
- *Computers Needing Repair* - refers to damaged computers procured in the last 5 years that can still be repaired (not being used but not yet condemned).
- *Computers* - refers to desktop, laptop, netbook, tablet (ipad/android/etc).
- *Desktop Virtual Terminal* - computer terminal consisting of monitor, keyboard and mouse connected to a terminal device that connects to a computer host (do not count the computer host).

Certified True and Correct by:

School Head : \_\_\_\_\_

(Signature over Printed Name)

Position Title : \_\_\_\_\_ Date : \_\_\_\_\_

Verified by the Division Office:

Head of the Office : \_\_\_\_\_

(Signature over Printed Name)

Position Title : \_\_\_\_\_ Date : \_\_\_\_\_

**Table J. DATA ON INTERNET CONNECTIVITY, SY 2013-2014 (As of March 31, 2014)**

Availability of internet connection in the school :  Yes  No  
 If Yes, check the appropriate internet provider:

- SMART  PLDT  DIGITEL  WIT Global (Satellite)  
 GLOBE  BAYANTEL  SUN  Others, please specify \_\_\_\_\_

**Table J1. NUMBER OF COMPUTERS CONNECTED TO THE INTERNET**

Type of Connection	Number of Computers Connected				Bandwidth (in kbps)	CIR (in kbps)
	Academic Computers	Desktop Virtual Terminal	Administrative Computers	Desktop Virtual Terminal		
Wired						
Fixed Wireless						
Satellite						
USB Modem						

Indicate the number of computers connected to the internet.

**Table J2. MONTHLY SERVICE FEE (IN PESOS) OF INTERNET CONNECTION BY FUNDING SOURCE**

Type of Connection	Funding Source							Total
	Depded budget	LGU/SEF	PTA-funded	Congress	Foreign funds/donors	Other Gov't. Agencies	Private sector	
Wired								
Fixed Wireless								
Satellite								
USB Modem								

Indicate the monthly service fee of internet connection by funding source.

Where does the school personnel access internet outside the school to encode E-BEIS data? (Check as appropriate).

- District Office  Internet Cafe  At Home  
 Division Office  Other schools  Others, please specify \_\_\_\_\_

**DATA ON INTERNET CONNECTIVITY (Table J)**

- Indicate the **number** of computers which are connected to the internet through any of the following types of connection:
  - Wired* - internet connection using the phone lines from the service provider to client.
  - Fixed wireless* - internet connection through radio frequency bands with directional radio antenna on each end of the signal.
  - Satellite* - internet connection using satellite dish supplied by internet provider.
  - USB Modem* - internet connection using USB dongle.
- *Bandwidth* - refers to maximum speed of internet connection.
- *Committed Internet Rate (CIR)* - refers to the guaranteed average bandwidth of a virtual circuit in a relay network.
- *Monthly service fee* is the amount needed to pay for the internet connection on a monthly basis.

Certified True and Correct by:

School Head : \_\_\_\_\_

(Signature over Printed Name)

Position Title : \_\_\_\_\_ Date : \_\_\_\_\_

Verified by the Division Office:

Head of the Office : \_\_\_\_\_

(Signature over Printed Name)

Position Title : \_\_\_\_\_ Date : \_\_\_\_\_

**Table K. FEEDING PROGRAM, SY 2013-2014**

**Does the school have a feeding program?**  Yes  No

**If Yes, who subsidizes the feeding program? (Check as appropriate).**

School MOOE  School's Vegetable Garden/Fish Pond/Livestock

School Canteen Fund  Barangay

LGU  Private Individual/Sector

PTA  Others, please specify \_\_\_\_\_

**Table L. AGRICULTURE AND FISHERY RESOURCES IN THE SCHOOL, SY 2013-2014**

Availability of agriculture and fishery resources in the school :  
(Check as appropriate).

Vegetable Garden

Fish Pond

Livestock

**Table M. MONITORING/VISITS, SY 2013-2014**

No. of school visits by the following personnel from:

Offices	No. of school visits
Physical Facilities	
District	
Division	
Regional	
Central	

**MONITORING/VISITS (Table M)**

- Physical Facilities personnel are those Engineers, PFCs or other personnel from the said office whether they are from District, Division, Region or Central Offices.
- District/Division/Regional/Central personnel are those from the said office other than Physical Facilities personnel.

**Table N. NUMBER OF CLASS DAYS, SY 2013-2014**

**Actual Number of Class Days:** \_\_\_\_\_

**NUMBER OF CLASS DAYS (Table N)**

Indicate actual number of class days in this school year.

**Certified True and Correct by :** \_\_\_\_\_

**School Head :** \_\_\_\_\_  
(Signature Over Printed Name)

**Position Title :** \_\_\_\_\_ **Date :** \_\_\_\_\_

**Verified by the Division Office:** \_\_\_\_\_

**Head of the Office :** \_\_\_\_\_  
(Signature Over Printed Name)

**Position Title :** \_\_\_\_\_ **Date :** \_\_\_\_\_

**Table O. DISASTERS/CALAMITIES, SY 2013-2014**

In the past school year, were there any occurrences of the incidences listed below in your school and immediate surroundings?  
 (If applicable, check under the months that these occurred.)

Disasters/Calamities	June	July	Aug.	Sept.	Oct.	Nov.	Dec.	Jan.	Feb.	Mar.
<b>Natural Hazards</b>										
Tropical Cyclones ( <i>Storm, Typhoon, Tropical Depression, etc.</i> )	<input type="checkbox"/>	<input type="checkbox"/>	<input type="checkbox"/>	<input type="checkbox"/>	<input type="checkbox"/>	<input type="checkbox"/>	<input type="checkbox"/>	<input type="checkbox"/>	<input type="checkbox"/>	<input type="checkbox"/>
Tsunami	<input type="checkbox"/>	<input type="checkbox"/>	<input type="checkbox"/>	<input type="checkbox"/>	<input type="checkbox"/>	<input type="checkbox"/>	<input type="checkbox"/>	<input type="checkbox"/>	<input type="checkbox"/>	<input type="checkbox"/>
Storm Surge	<input type="checkbox"/>	<input type="checkbox"/>	<input type="checkbox"/>	<input type="checkbox"/>	<input type="checkbox"/>	<input type="checkbox"/>	<input type="checkbox"/>	<input type="checkbox"/>	<input type="checkbox"/>	<input type="checkbox"/>
Flood	<input type="checkbox"/>	<input type="checkbox"/>	<input type="checkbox"/>	<input type="checkbox"/>	<input type="checkbox"/>	<input type="checkbox"/>	<input type="checkbox"/>	<input type="checkbox"/>	<input type="checkbox"/>	<input type="checkbox"/>
Drought	<input type="checkbox"/>	<input type="checkbox"/>	<input type="checkbox"/>	<input type="checkbox"/>	<input type="checkbox"/>	<input type="checkbox"/>	<input type="checkbox"/>	<input type="checkbox"/>	<input type="checkbox"/>	<input type="checkbox"/>
Earthquake	<input type="checkbox"/>	<input type="checkbox"/>	<input type="checkbox"/>	<input type="checkbox"/>	<input type="checkbox"/>	<input type="checkbox"/>	<input type="checkbox"/>	<input type="checkbox"/>	<input type="checkbox"/>	<input type="checkbox"/>
Volcanic Eruption	<input type="checkbox"/>	<input type="checkbox"/>	<input type="checkbox"/>	<input type="checkbox"/>	<input type="checkbox"/>	<input type="checkbox"/>	<input type="checkbox"/>	<input type="checkbox"/>	<input type="checkbox"/>	<input type="checkbox"/>
Landslide	<input type="checkbox"/>	<input type="checkbox"/>	<input type="checkbox"/>	<input type="checkbox"/>	<input type="checkbox"/>	<input type="checkbox"/>	<input type="checkbox"/>	<input type="checkbox"/>	<input type="checkbox"/>	<input type="checkbox"/>
Fire ( <i>includes forest fire, fires as consequence of natural disasters such as typhoons and earthquakes</i> )	<input type="checkbox"/>	<input type="checkbox"/>	<input type="checkbox"/>	<input type="checkbox"/>	<input type="checkbox"/>	<input type="checkbox"/>	<input type="checkbox"/>	<input type="checkbox"/>	<input type="checkbox"/>	<input type="checkbox"/>
<b>Human-Induced Hazards</b>										
Fire ( <i>Electrical wiring failure, etc.</i> )	<input type="checkbox"/>	<input type="checkbox"/>	<input type="checkbox"/>	<input type="checkbox"/>	<input type="checkbox"/>	<input type="checkbox"/>	<input type="checkbox"/>	<input type="checkbox"/>	<input type="checkbox"/>	<input type="checkbox"/>
Structural collapse ( <i>as a result of engineering failures</i> )	<input type="checkbox"/>	<input type="checkbox"/>	<input type="checkbox"/>	<input type="checkbox"/>	<input type="checkbox"/>	<input type="checkbox"/>	<input type="checkbox"/>	<input type="checkbox"/>	<input type="checkbox"/>	<input type="checkbox"/>
Oil Spill	<input type="checkbox"/>	<input type="checkbox"/>	<input type="checkbox"/>	<input type="checkbox"/>	<input type="checkbox"/>	<input type="checkbox"/>	<input type="checkbox"/>	<input type="checkbox"/>	<input type="checkbox"/>	<input type="checkbox"/>
Security threat as a result of civilian violence ( <i>bomb threats, kidnapping threats, hostage taking, shooting, etc.</i> )	<input type="checkbox"/>	<input type="checkbox"/>	<input type="checkbox"/>	<input type="checkbox"/>	<input type="checkbox"/>	<input type="checkbox"/>	<input type="checkbox"/>	<input type="checkbox"/>	<input type="checkbox"/>	<input type="checkbox"/>
Armed conflict as a result of organized crime ( <i>terrorism, siege, etc.</i> )	<input type="checkbox"/>	<input type="checkbox"/>	<input type="checkbox"/>	<input type="checkbox"/>	<input type="checkbox"/>	<input type="checkbox"/>	<input type="checkbox"/>	<input type="checkbox"/>	<input type="checkbox"/>	<input type="checkbox"/>
Health Threat ( <i>i.e. Dengue, Malaria, Measles, food poisoning, disease outbreak</i> )	<input type="checkbox"/>	<input type="checkbox"/>	<input type="checkbox"/>	<input type="checkbox"/>	<input type="checkbox"/>	<input type="checkbox"/>	<input type="checkbox"/>	<input type="checkbox"/>	<input type="checkbox"/>	<input type="checkbox"/>
Crime against student/s ( <i>murder/homicide, physical injury, rape, sexual harassment, etc.</i> )	<input type="checkbox"/>	<input type="checkbox"/>	<input type="checkbox"/>	<input type="checkbox"/>	<input type="checkbox"/>	<input type="checkbox"/>	<input type="checkbox"/>	<input type="checkbox"/>	<input type="checkbox"/>	<input type="checkbox"/>
Crime against teacher/s ( <i>murder/homicide, physical injury, rape, sexual harassment, etc.</i> )	<input type="checkbox"/>	<input type="checkbox"/>	<input type="checkbox"/>	<input type="checkbox"/>	<input type="checkbox"/>	<input type="checkbox"/>	<input type="checkbox"/>	<input type="checkbox"/>	<input type="checkbox"/>	<input type="checkbox"/>
Crime against school property ( <i>theft, robbery, arson</i> )	<input type="checkbox"/>	<input type="checkbox"/>	<input type="checkbox"/>	<input type="checkbox"/>	<input type="checkbox"/>	<input type="checkbox"/>	<input type="checkbox"/>	<input type="checkbox"/>	<input type="checkbox"/>	<input type="checkbox"/>
Others. Please specify _____	<input type="checkbox"/>	<input type="checkbox"/>	<input type="checkbox"/>	<input type="checkbox"/>	<input type="checkbox"/>	<input type="checkbox"/>	<input type="checkbox"/>	<input type="checkbox"/>	<input type="checkbox"/>	<input type="checkbox"/>
<b>Result of Disaster Incidences</b>										
School Used as an Evacuation Center	<input type="checkbox"/>	<input type="checkbox"/>	<input type="checkbox"/>	<input type="checkbox"/>	<input type="checkbox"/>	<input type="checkbox"/>	<input type="checkbox"/>	<input type="checkbox"/>	<input type="checkbox"/>	<input type="checkbox"/>

See DepEd Order for the definitions.


**Table P. VULNERABILITIES, SY 2013-2014**

In your opinion, what are the top 3 conditions, circumstances or features of your schools and the surrounding environment that increase your vulnerability or put life and property at great risk to natural and human-induced disasters?

1. \_\_\_\_\_

2. \_\_\_\_\_

3. \_\_\_\_\_

 **Note:** This table should not be left blank.

**Certified True and Correct by :**  
**School Head :** \_\_\_\_\_  
 (Signature Over Printed Name)  
**Position Title :** \_\_\_\_\_ **Date :** \_\_\_\_\_

**Verified by the Division Office:**  
**Head of the Office :** \_\_\_\_\_  
 (Signature Over Printed Name)  
**Position Title :** \_\_\_\_\_ **Date :** \_\_\_\_\_

Municipality ID

School ID



Republic of the Philippines  
**DEPARTMENT OF EDUCATION**  
**OFFICE OF PLANNING SERVICE**  
*Research and Statistics Division*



**PRIVATE SCHOOL PROFILE**

**INSTRUCTIONS**

This form shall be accomplished by the head of the private school offering kindergarten, elementary and/or secondary levels. In the case of schools/institutions offering more than one level, only one school profile shall be accomplished.

Only private schools whose establishment has been approved by the DepEd Regional Office shall be issued a Private School Profile. Private Schools whose documents have been submitted to the Regional/Division Office but are still undergoing evaluation at the time of the distribution of the Private School Profile can also be issued this form.

The head of the school shall sign the forms certifying to the correctness of the data, and shall be responsible and accountable for any inaccuracy or false data/information reported. He/She shall submit the accomplished forms to the respective Division Office on or before **May 16, 2014**.

**Important: Read the definitions/instructions found at the bottom of each table before filling up the form. No item should be left blank. Instead, "zero (0)" or "not applicable (n/a)" shall be written. Shaded boxes shall not be filled.**

**SCHOOL INFORMATION**  
**SY 2013-2014**

**Name of Institution** : \_\_\_\_\_ (Official name)  
 \_\_\_\_\_  
 \_\_\_\_\_ (If renamed, please indicate old name.)

**Address** : \_\_\_\_\_  
 # \_\_\_\_\_ Street/Sitio/Purok \_\_\_\_\_ Barangay \_\_\_\_\_  
 \_\_\_\_\_  
 Municipality \_\_\_\_\_ Province/City \_\_\_\_\_

**Region** : \_\_\_\_\_  
**Division** : \_\_\_\_\_  
**Legislative District** : \_\_\_\_\_  
**Tel. No.** : \_\_\_\_\_  
**Mobile No.** : \_\_\_\_\_  
**Fax No.** : \_\_\_\_\_  
**E-Mail Address** : \_\_\_\_\_

Write appropriate information	Level of Education Offered		
	Kindergarten	Elementary	Secondary
<b>With Permit With Recognition Permit on Process</b> (Permit No.) (Recognition No.) (Date of submission of documents to Regional/Division Office)	_____	_____	_____

**Certified True and Correct by :** \_\_\_\_\_  
 Head of Institution : \_\_\_\_\_  
 \_\_\_\_\_ (Signature Over Printed Name)  
 Designation : \_\_\_\_\_  
 Date : \_\_\_\_\_

**Table A. PUPIL DATA, SY 2013-2014 (As of March 31, 2014) - Regular & SPED**

Particulars	Kindergarten		Grade 1		Grade 2		Grade 3		Grade 4		Grade 5		Grade 6		Grade 7		TOTAL (Kindergarten to Grade 7)		SPED CWDs (self-contained class)		
	Male	Female	Male	Female	Male	Female	Male	Female	Male	Female	Male	Female	Male	Female	Male	Female	Male	Female	Male	Female	
Enrollment																					
Number of Completers/Promotes/Graduates																					
Number of Dropouts																					
Number of Transferred In																					
Number of Transferred Out																					
Number of Late Enrollees																					

**PUPIL DATA (Table A) - The data to be entered cover this school year as of March 31, 2014 and shall be distributed by grade level and by sex.**

- **Enrollment** - includes all pupils enrolled in the school as of March 31.
- **Number of Completers/Promotes/Graduates** - Data on *completers* refer to Kindergarten pupils who have completed the requirements for this level. In grades 1 to 5, *promotes* refer to pupils who successfully completed the grade level. In Grade 6/7, this refer to pupils who completed the elementary level or the *graduates* of the level.
- **Number of Dropouts** - refers to pupils who left school before completing the prescribed grade level within the specified school year, i.e., after the 1<sup>st</sup> Friday of the school year onwards and **should not be included in the total enrollment as of the same date.**
- **Number of Transfers In** - refers to pupils who entered the school from another school, either government or private, i.e., after the 1<sup>st</sup> Friday of the school year onwards.
- **Number of Transfers Out** - refers to pupils who left school to enter another school as evidence by the request for permanent record (Form 137), i.e., after the 1<sup>st</sup> Friday of the school year onwards and **should not be included in the total enrollment as of the same date.**
- **Number of Late Enrollees** - refers to pupils who entered the school after the 1<sup>st</sup> Friday of the school year onwards.

**Table B. STUDENT DATA, SY 2013-2014 (As of March 31, 2014) - Regular & Special Programs**

Particulars	Year 1		Year 2		Year 3		Year 4		Year 5		Year 6		TOTAL (Years 1-6)	
	Male	Female	Male	Female	Male	Female	Male	Female	Male	Female	Male	Female	Male	Female
Enrollment														
Number of Promotes/Graduates														
Number of Dropouts														
Number of Transferred In														
Number of Transferred Out														
Number of Late Enrollees														

**STUDENT DATA (Table B) - The data to be entered cover this school year as of March 31, 2014 and shall be distributed by year level and by sex.**

- **Enrollment** - includes all students enrolled in the school as of March 31.
- **Number of Promotes/Graduates** - In years 1 to 3, *promotes* refer to students who successfully completed the year level. In Year 4/5, this refer to students who completed the secondary level or the *graduates* of the level.
- **Number of Dropouts** - refers to students who left school before completing the prescribed grade level within the specified school year, i.e., after the 1<sup>st</sup> Friday of the school year onwards and **should not be included in the total enrollment as of the same date.**
- **Number of Transfers In** - refers to students who entered the school from another school, either government or private, i.e., after the 1<sup>st</sup> Friday of the school year onwards.
- **Number of Transfers Out** - refers to students who left school to enter another school as evidence by the request for permanent record (Form 137), i.e., after the 1<sup>st</sup> Friday of the school year onwards and **should not be included in the total enrollment as of the same date.**
- **Number of Late Enrollees** - refers to students who entered the school after the 1<sup>st</sup> Friday of the school year onwards.

**Certified True and Correct by :** \_\_\_\_\_

**Head of Institution :** \_\_\_\_\_

(Signature Over Printed Name)

**Designation :** \_\_\_\_\_

**Date :** \_\_\_\_\_

**Table C. STUDENT DATA ON GASTPE PROGRAM, SY 2013-2014 (As of March 31, 2014)**

Particulars	Year 1		Year 2		Year 3		Year 4		Year 5		Year 6		TOTAL (Years 1-6)	
	Male	Female	Male	Female	Male	Female	Male	Female	Male	Female	Male	Female	Male	Female
Enrolment														
Number of Promotees / Graduates														
Number of Dropouts														
Number of Transferred In														
Number of Transferred Out														

STUDENT DATA ON GASTPE PROGRAM (Table C) - Please refer to Table B for the definitions.

**Table D. PERSONNEL DATA, SY 2013-2014 (As of March 31, 2014)**

Particulars	Kindergarten			Elementary			Secondary			Teacher Salary Subsidy (GASTPE)		
	Male	Female	Total	Male	Female	Total	Male	Female	Total	Male	Female	Total
No. of Teachers												
No. of Administrative and Support Personnel												

**PERSONNEL DATA (Table D)**

- Number of teachers covers teachers with full-time teaching load and part time teaching load. A teacher handling 2 or more levels shall be counted once and counted where the most number of teaching loads. These includes Professor and Instructor handling basic education.

**Table E. ACADEMIC CLASSROOMS, SY 2013-2014 (As of March 31, 2014)**

Kindergarten	Elementary	Secondary

**ACADEMIC CLASSROOMS (Table E)**

- Academic Classrooms** - refer to instructional space designed to directly accommodate the educational program of the school.

**Table F. SCHOOL SEATS, SY 2013-2014 (As of March 31, 2014)**

Kindergarten	Elementary	Secondary

**SCHOOL SEATS (Table F)**

- School seats** - refer to standard furniture used in the classroom. Its include two-seater desk, armchairs, sets of tables and chairs. A two-seater desk is counted as 2 seats. In sets of table and chairs, count only the number of chairs.

**Certified True and Correct by :**

**Head of Institution :**

(Signature Over Printed Name)

**Designation :**

**Date :**



**Table G. DISASTERS/CALAMITIES, SY 2013-2014**

In the past school year, were there any occurrences of the incidences listed below in your school and immediate surroundings?

(If applicable, check under the months that these occurred.)


Disasters/Calamities	June	July	Aug.	Sept.	Oct.	Nov.	Dec.	Jan.	Feb.	Mar.
<b>Natural Hazards</b>										
Tropical Cyclones ( <i>Storm, Typhoon, Tropical Depression, etc.</i> )	<input type="checkbox"/>	<input type="checkbox"/>	<input type="checkbox"/>	<input type="checkbox"/>	<input type="checkbox"/>	<input type="checkbox"/>	<input type="checkbox"/>	<input type="checkbox"/>	<input type="checkbox"/>	<input type="checkbox"/>
Tsunami	<input type="checkbox"/>	<input type="checkbox"/>	<input type="checkbox"/>	<input type="checkbox"/>	<input type="checkbox"/>	<input type="checkbox"/>	<input type="checkbox"/>	<input type="checkbox"/>	<input type="checkbox"/>	<input type="checkbox"/>
Storm Surge	<input type="checkbox"/>	<input type="checkbox"/>	<input type="checkbox"/>	<input type="checkbox"/>	<input type="checkbox"/>	<input type="checkbox"/>	<input type="checkbox"/>	<input type="checkbox"/>	<input type="checkbox"/>	<input type="checkbox"/>
Flood	<input type="checkbox"/>	<input type="checkbox"/>	<input type="checkbox"/>	<input type="checkbox"/>	<input type="checkbox"/>	<input type="checkbox"/>	<input type="checkbox"/>	<input type="checkbox"/>	<input type="checkbox"/>	<input type="checkbox"/>
Drought	<input type="checkbox"/>	<input type="checkbox"/>	<input type="checkbox"/>	<input type="checkbox"/>	<input type="checkbox"/>	<input type="checkbox"/>	<input type="checkbox"/>	<input type="checkbox"/>	<input type="checkbox"/>	<input type="checkbox"/>
Earthquake	<input type="checkbox"/>	<input type="checkbox"/>	<input type="checkbox"/>	<input type="checkbox"/>	<input type="checkbox"/>	<input type="checkbox"/>	<input type="checkbox"/>	<input type="checkbox"/>	<input type="checkbox"/>	<input type="checkbox"/>
Volcanic Eruption	<input type="checkbox"/>	<input type="checkbox"/>	<input type="checkbox"/>	<input type="checkbox"/>	<input type="checkbox"/>	<input type="checkbox"/>	<input type="checkbox"/>	<input type="checkbox"/>	<input type="checkbox"/>	<input type="checkbox"/>
Landslide	<input type="checkbox"/>	<input type="checkbox"/>	<input type="checkbox"/>	<input type="checkbox"/>	<input type="checkbox"/>	<input type="checkbox"/>	<input type="checkbox"/>	<input type="checkbox"/>	<input type="checkbox"/>	<input type="checkbox"/>
Fire ( <i>includes forest fire, fires as consequence of natural disasters such as typhoons and earthquakes</i> )	<input type="checkbox"/>	<input type="checkbox"/>	<input type="checkbox"/>	<input type="checkbox"/>	<input type="checkbox"/>	<input type="checkbox"/>	<input type="checkbox"/>	<input type="checkbox"/>	<input type="checkbox"/>	<input type="checkbox"/>
<b>Human-Induced Hazards</b>										
Fire ( <i>Electrical wiring failure, etc.</i> )	<input type="checkbox"/>	<input type="checkbox"/>	<input type="checkbox"/>	<input type="checkbox"/>	<input type="checkbox"/>	<input type="checkbox"/>	<input type="checkbox"/>	<input type="checkbox"/>	<input type="checkbox"/>	<input type="checkbox"/>
Structural collapse ( <i>as a result of engineering failures</i> )	<input type="checkbox"/>	<input type="checkbox"/>	<input type="checkbox"/>	<input type="checkbox"/>	<input type="checkbox"/>	<input type="checkbox"/>	<input type="checkbox"/>	<input type="checkbox"/>	<input type="checkbox"/>	<input type="checkbox"/>
Oil Spill	<input type="checkbox"/>	<input type="checkbox"/>	<input type="checkbox"/>	<input type="checkbox"/>	<input type="checkbox"/>	<input type="checkbox"/>	<input type="checkbox"/>	<input type="checkbox"/>	<input type="checkbox"/>	<input type="checkbox"/>
Security threat as a result of civilian violence ( <i>bomb threats, kidnapping threats, hostage taking, shooting, etc.</i> )	<input type="checkbox"/>	<input type="checkbox"/>	<input type="checkbox"/>	<input type="checkbox"/>	<input type="checkbox"/>	<input type="checkbox"/>	<input type="checkbox"/>	<input type="checkbox"/>	<input type="checkbox"/>	<input type="checkbox"/>
Armed conflict as a result of organized crime ( <i>terrorism, siege, etc.</i> )	<input type="checkbox"/>	<input type="checkbox"/>	<input type="checkbox"/>	<input type="checkbox"/>	<input type="checkbox"/>	<input type="checkbox"/>	<input type="checkbox"/>	<input type="checkbox"/>	<input type="checkbox"/>	<input type="checkbox"/>
Health Threat ( <i>i.e. Dengue, Malaria, Measles, food poisoning, disease outbreak</i> )	<input type="checkbox"/>	<input type="checkbox"/>	<input type="checkbox"/>	<input type="checkbox"/>	<input type="checkbox"/>	<input type="checkbox"/>	<input type="checkbox"/>	<input type="checkbox"/>	<input type="checkbox"/>	<input type="checkbox"/>
Crime against student/s ( <i>murder/homicide, physical injury, rape, sexual harassment, etc.</i> )	<input type="checkbox"/>	<input type="checkbox"/>	<input type="checkbox"/>	<input type="checkbox"/>	<input type="checkbox"/>	<input type="checkbox"/>	<input type="checkbox"/>	<input type="checkbox"/>	<input type="checkbox"/>	<input type="checkbox"/>
Crime against teacher/s ( <i>murder/homicide, physical injury, rape, sexual harassment, etc.</i> )	<input type="checkbox"/>	<input type="checkbox"/>	<input type="checkbox"/>	<input type="checkbox"/>	<input type="checkbox"/>	<input type="checkbox"/>	<input type="checkbox"/>	<input type="checkbox"/>	<input type="checkbox"/>	<input type="checkbox"/>
Crime against school property ( <i>theft, robbery, arson</i> )	<input type="checkbox"/>	<input type="checkbox"/>	<input type="checkbox"/>	<input type="checkbox"/>	<input type="checkbox"/>	<input type="checkbox"/>	<input type="checkbox"/>	<input type="checkbox"/>	<input type="checkbox"/>	<input type="checkbox"/>
Others. Please specify _____	<input type="checkbox"/>	<input type="checkbox"/>	<input type="checkbox"/>	<input type="checkbox"/>	<input type="checkbox"/>	<input type="checkbox"/>	<input type="checkbox"/>	<input type="checkbox"/>	<input type="checkbox"/>	<input type="checkbox"/>
<b>Result of Disaster Incidences</b>										
School Used as an Evacuation Center	<input type="checkbox"/>	<input type="checkbox"/>	<input type="checkbox"/>	<input type="checkbox"/>	<input type="checkbox"/>	<input type="checkbox"/>	<input type="checkbox"/>	<input type="checkbox"/>	<input type="checkbox"/>	<input type="checkbox"/>

See DepEd Order for the definitions.

**Table H. VULNERABILITIES, SY 2013-2014**

In your opinion, what are the top 3 conditions, circumstances or features of your schools and the surrounding environment that increase your vulnerability or put life and property at great risk to natural and human-induced disasters?

1. \_\_\_\_\_
2. \_\_\_\_\_
3. \_\_\_\_\_

 Note: This table should not be left blank.

Certified True and Correct by :

Head of Institution : \_\_\_\_\_  
(Signature Over Printed Name)

Designation : \_\_\_\_\_

Date : \_\_\_\_\_

**DEFINITION OF TERMS:**

**Armed conflict** – conflicts that may result in a significant number of lives lost due to weapons and weapons of mass destruction, and may result in the displacement of a population. Armed conflict may include terrorism and insurgencies.<sup>1</sup>

**Disasters/Calamities** -a result of the combination of: the exposure to a hazard; the conditions of vulnerability that are present; and insufficient capacity or measures to reduce or cope with the potential negative consequences. Disaster impacts may include loss of life, injury, disease and other negative effects on human physical, mental and social well-being, together with damage to property, destruction of assets, loss of services, social and economic disruption and environmental degradation.<sup>2</sup>

**Disaster risk reduction**-The concept and practice of reducing disaster risks through systematic efforts to analyze and manage the causal factors of disasters, including through reduced exposure to hazards, lessened vulnerability of people and property, wise management of land and the environment, and improved preparedness for adverse events.<sup>3</sup>

**Drought** – long lasting event; triggered by lack of precipitation. A drought is an extended period of time characterized by a deficiency in water supply that is the result of constantly below average precipitation. A drought can lead to losses to agriculture, affect inland navigation and hydropower plants, and cause a lack of drinking water and famine.

**Earthquake** – shaking and displacement of ground due to seismic waves. This is the earthquake itself without secondary effects. An earthquake is the result of a sudden release of stored energy in the Earth's crust that creates seismic waves. They can be of tectonic or volcanic origin. At the Earth's surface they are felt as a shaking or displacement of the ground. The energy released in the hypocenter can be measured in different frequency ranges. Therefore there are different scales for measuring the magnitude of a quake according to certain frequency ranges. Those are: a) surface wave magnitude (Ms); b) body wave magnitude (Mb); c) local magnitude (ML); moment magnitude.<sup>4</sup>

**Fire** – the interaction of heat, fuel, and oxygen which will result in a chemical reaction called burning. Uncontrollable fires may be caused by faulty electrical wiring.<sup>5</sup>

---

<sup>1</sup> <http://www.icrc.org/eng/assets/files/other/opinion-paper-armed-conflict.pdf>

<sup>2</sup> [http://www.unisdr.org/files/7817\\_7819isdterminology11.pdf](http://www.unisdr.org/files/7817_7819isdterminology11.pdf)

<sup>3</sup> [http://www.ndrrmc.gov.ph/attachments/045\\_RA%2010121.pdf](http://www.ndrrmc.gov.ph/attachments/045_RA%2010121.pdf)

<sup>4</sup> [http://www.phivolcs.dost.gov.ph/index.php?option=com\\_content&view=article&id=38&Itemid=75](http://www.phivolcs.dost.gov.ph/index.php?option=com_content&view=article&id=38&Itemid=75)

<sup>5</sup> [http://www.unisdr.org/files/7817\\_7819isdterminology11.pdf](http://www.unisdr.org/files/7817_7819isdterminology11.pdf)

**Forest fire** – fires in forest that covers extensive damage. They may start by natural causes such as volcanic eruptions or lightning or they may be caused by arsonists or careless smokers, by those burning wood, or by clearing a forest area.<sup>6</sup>

**Flood** – significant rise of water level in a stream, lake, reservoir or coastal region.<sup>7</sup>

**Hazard** - A potentially damaging physical event, phenomenon or human activity that may cause the loss of life or injury, property damage, social and economic disruption or environmental degradation<sup>8</sup>

**Landslide** – any kind of moderate to rapid soil movement including lahar, mudslide, debris flow. A landslide is the movement of soil or rock controlled by gravity and the speed of the movement usually ranges between slow and rapid, but not very slow. It can be superficial or deep, but the materials have to make up a mass that is a portion of the slope or the slope itself. The movement has to be downward and outward with a free face.

**Oil spill** – the pollution of air or water due to the accidental release of oil and other chemicals. One is considered exposed to chemicals by inhaling, or by the chemical coming in contact with food, water, medicine or clothing thus making it hazardous to pupils/students

**Storm surge**- is a rise of seawater above normal sea level on the coast, generated by the action of weather elements such as cyclonic wind and atmospheric pressure. Sea level is raised and driven towards the coast. Where the depth is shallow and the slope of the sea bed is gradual, the natural flow of the water is delayed by the effect of friction on the sea bed. As more water moves from the sea to the coast excess water piles up on the shore line. This piling up of water makes a large volume of water which might eventually flow into the hinterland some distance from the coast.

**Structural collapse** – the loss of the structure integrity of a building, causing the ceilings, walls, roofs, etc. to fall and possibly result in personal injury or death.

**Tsunami** – waves advancing inland. A tsunami is a series of waves caused by a rapid displacement of a body of water (ocean, lake). The waves are characterized by a very long wavelength and their amplitude is much smaller offshore. The impact in coastal areas can be very destructive as the waves advance inland and can extend over thousands of kilometers. Triggers of a tsunami can be: earthquakes, volcanic eruptions, mass movements, meteorite impacts or underwater explosions.<sup>9</sup>

---

<sup>6</sup> [http://www.unisdr.org/files/7817\\_7819isdrterminology11.pdf](http://www.unisdr.org/files/7817_7819isdrterminology11.pdf)

<sup>7</sup> [http://kidlat.pagasa.dost.gov.ph/genmet/floods/def\\_nature.html](http://kidlat.pagasa.dost.gov.ph/genmet/floods/def_nature.html)

<sup>8</sup> [http://www.ndrrmc.gov.ph/attachments/045\\_RA%2010121.pdf](http://www.ndrrmc.gov.ph/attachments/045_RA%2010121.pdf)

<sup>9</sup> [http://www.phivolcs.dost.gov.ph/index.php?option=com\\_content&view=article&id=77&Itemid=129](http://www.phivolcs.dost.gov.ph/index.php?option=com_content&view=article&id=77&Itemid=129)

**Volcanic eruption** – all volcanic activity like rock fall, ash fall, lava streams, gases, etc. Volcanic activity describes both the transport of magma and/or gases to the Earth's surface, which can be accompanied by tremors and eruptions, and the interaction of magma and water (e.g. groundwater, crater lakes) underneath the Earth's surface which can result in phreatic eruptions. Depending on the composition of the magma, eruptions can be explosive and effusive and result in variations of rock fall, ash fall, lava streams, pyroclastic flows, emission of gases, etc.<sup>10</sup>

**Vulnerability** - the characteristics and circumstances of a community, system or asset that make it susceptible to the damaging effects of a hazard.<sup>11</sup>

---

<sup>10</sup> [http://www.phivolcs.dost.gov.ph/index.php?option=com\\_content&view=article&id=50&Itemid=86](http://www.phivolcs.dost.gov.ph/index.php?option=com_content&view=article&id=50&Itemid=86)

<sup>11</sup> [http://www.ndrrmc.gov.ph/attachments/045\\_RA%2010121.pdf](http://www.ndrrmc.gov.ph/attachments/045_RA%2010121.pdf)