


QUARTERLY REPORT OF REVENUE AND OTHER RECEIPTS
AS OF THE QUARTER ENDING, SEPTEMBER 30, 2015
(In Pesos)



Department: DEPARTMENT OF EDUCATION
Agency:
Operating Unit:
Organization Code:

FAR No. 5

Account Name	UACS Code	REVENUE TARGET (ANNUAL)	ACTUAL REVENUE AND OTHER RECEIPTS COLLECTIONS					CUMULATIVE REMITTANCE/DEPOSITS TO DATE			VARIANCE	REMARKS
			1st QUARTER	2nd QUARTER	3rd QUARTER	4th QUARTER	TOTAL	Remittance to Btr	Deposited with AGDB	TOTAL	AMOUNT	
1	2	3	4	5	6	7	8=(4+5+6+7)	9	10	11=(9+10)	12=(8-3)	14
A. GENERAL FUND (formerly FUND 101)		110,951,496.98	47,266,905.89	131,236,334.68	96,311,732.13	-	274,814,972.70	76,746,844.06	142,180,928.75	218,927,772.81	163,863,475.72	
Revenue		-	-	-	180,268.05	-	180,268.05	1,965.00	41,340.00	43,305.00	180,268.05	
National Taxes	4-01-00-000	-	-	-	180,268.05	-	180,268.05	1,965.00	41,340.00	43,305.00	180,268.05	
Income Tax	4-01-01-010	-	-	-	-	-	-	-	-	-	-	
Documentary Stamp Tax	4-01-04-010	-	-	-	180,268.05	-	180,268.05	1,965.00	41,340.00	43,305.00	180,268.05	
Other Taxes	4-01-04-990	-	-	-	-	-	-	-	-	-	-	
Non- Tax Revenue		110,951,496.98	47,266,905.89	131,236,334.68	96,131,464.08	-	274,634,704.65	76,744,879.06	142,139,588.75	218,884,467.81	163,683,207.67	
General Income												
Permits and Licenses		4,912,000.00	1,151,831.43	4,943,404.38	2,832,109.00	-	8,927,344.81	2,135,050.00	6,667,254.81	8,802,304.81	4,015,344.81	
Permit Fees	4-02-01-010	3,412,000.00	477,000.00	630,880.00	1,059,660.00	-	2,167,540.00	2,031,500.00	11,000.00	2,042,500.00	(1,244,460.00)	
Registration Fees	4-02-01-020	1,500,000.00	674,831.43	4,306,125.12	1,772,449.00	-	6,753,405.55	103,550.00	6,649,855.55	6,753,405.55	5,253,405.55	
Supervision & Regulation Enforcement Fees	4-02-01-070	-	-	6,399.26	-	-	6,399.26	-	6,399.26	6,399.26	6,399.26	
Service Income		101,914,058.91	41,164,722.93	94,972,656.57	59,672,817.17	-	195,810,196.67	61,216,227.82	95,444,217.18	156,660,445.00	93,896,137.76	
Clearance and Certification Fees	4-02-01-040	70,540.00	6,300.00	15,665.84	89,880.26	-	111,846.10	107,526.10	3,450.00	110,976.10	41,306.10	
Legal Fees	4-02-01-090	-	-	300.00	-	-	300.00	300.00	-	300.00	300.00	
Inspection Fees	4-02-01-100	2,624,060.00	1,733,060.00	1,036,720.00	1,530,200.00	-	4,299,980.00	4,293,980.00	-	4,293,980.00	1,675,920.00	
Verification and Authentication Fees	4-02-01-110	6,990,000.00	600,000.00	78,734.31	1,492,330.00	-	2,171,064.31	2,170,854.31	-	2,170,854.31	(4,818,935.89)	
Processing Fees	4-02-01-130	14,000.00	300.00	41,500.00	9,000.00	-	50,800.00	9,300.00	1,500.00	10,800.00	36,800.00	
Fines and Penalties - Service Income	4-02-01-140	707,079.79	2,660,362.04	24,392,636.59	8,734,541.91	-	35,787,540.54	770,618.21	168,000.00	938,618.21	35,080,460.75	
Other Service Income	4-02-01-990	78,235,569.74	27,251,703.89	30,386,048.32	21,663,317.08	-	79,301,069.29	49,813,005.61	28,750,195.05	78,563,200.66	1,065,499.55	
School Fees	4-02-02-010	19,000.00	16,570.00	849,684.24	-	-	866,254.24	378,614.24	480,600.00	859,214.24	847,254.24	
Affiliation Fees	4-02-02-020	-	-	13,000.00	-	-	13,000.00	-	-	13,000.00	13,000.00	
Examination Fees	4-02-02-030	150,000.00	1,113,700.00	2,414,600.00	285,115.83	-	3,813,415.83	1,358.38	3,812,057.45	3,813,415.83	3,663,415.83	
Seminar/Training Fees	4-02-02-040	13,103,809.38	7,782,727.00	35,743,767.27	25,868,432.09	-	69,394,926.36	3,657,670.97	62,228,414.68	65,886,085.65	56,291,116.98	
Business Income		701,000.00	13,482.37	3,435,432.94	3,794,128.53	-	7,243,043.84	6,110,837.11	523,161.67	6,633,998.78	6,542,043.84	
Rent/Lease Income	4-02-02-050	51,000.00	12,222.37	2,070,402.14	3,784,303.76	-	5,866,928.27	5,359,033.48	201,174.41	5,560,207.89	5,815,928.27	
Income from Printing and Publication	4-02-02-150	-	-	219,063.00	-	-	219,063.00	219,063.00	-	219,063.00	219,063.00	
Fines & Penalties - Business Income	4-02-02-230	-	-	27,434.52	-	-	27,434.52	-	-	27,434.52	27,434.52	
Other Business Income	4-02-02-990	650,000.00	1,260.00	1,118,533.28	9,824.77	-	1,129,618.05	505,306.11	-321,987.26	827,293.37	479,618.05	

QUARTERLY REPORT OF REVENUE AND OTHER RECEIPTS
AS OF THE QUARTER ENDING, SEPTEMBER 30, 2015
(In Pesos)

Department: DEPARTMENT OF EDUCATION
Agency:
Operating Unit:
Organization Code:

FAR No. 5

Account Name	UACS Code	REVENUE TARGET (ANNUAL)	ACTUAL REVENUE AND OTHER RECEIPTS COLLECTIONS					CUMULATIVE REMITTANCE/DEPOSITS TO DATE			VARIANCE	REMARKS
			1st QUARTER	2nd QUARTER	3rd QUARTER	4th QUARTER	TOTAL	Remittance to BTr	Deposited with AGDB	TOTAL	AMOUNT	
1	2	3	4	5	6	7	8=(4+5+6+7)	9	10	11=(9+10)	12=(8-3)	14
Other General Income		2,827,331.23	3,543,202.61	24,433,759.45	28,256,114.26	-	56,233,076.32	6,001,252.22	35,668,456.55	41,669,708.77	53,405,745.09	
Dividend Income	4-02-02-200	-	-	-	-	-	-	-	-	-	-	-
Interest Income	4-02-02-210	34,891.33	210,090.30	451,091.16	362,008.10	-	1,023,189.56	608,937.12	110,256.76	719,193.88	988,298.23	
Income from Grants & Donations - in Cash	4-04-02-010	334,900.00	346,300.00	14,758,222.37	19,880,000.00	-	34,984,522.37	4,507,500.00	29,115,190.39	33,622,690.39	34,649,622.37	
Income from Grants & Donations - in Kind	4-04-02-020	2,457,539.90	2,986,812.31	9,224,445.92	6,887,491.06	-	19,098,749.29	-	6,201,209.40	6,201,209.40	16,541,209.39	
Sale of Garnished / Confiscated / Abandoned/Seized Goods & Properties	4-06-01-010	-	-	-	1,126,615.10	-	1,126,615.10	884,815.10	241,800.00	1,126,615.10	1,126,615.10	
Gain/Loss		597,106.84	1,393,666.55	3,451,081.34	1,576,295.12	-	6,421,043.01	1,281,511.91	3,836,498.54	5,118,010.45	5,823,936.17	
Gain on Sale of Property, Plant & Equipment	4-05-01-040	8,200.00	-	9,410.00	-	-	9,410.00	9,410.00	-	9,410.00	1,210.00	
Gain on Sale of Agricultural Produce	4-05-01-090	100,000.00	-	-	1,500.00	-	1,500.00	1,500.00	-	1,500.00	(98,500.00)	
Loss on Sale of Property, Plant & Equipment	4-05-04-040	-	-	-	-	-	-	-	-	-	-	
Other Gains	4-05-01-990	488,906.84	1,393,666.55	3,441,671.34	1,574,795.12	-	6,410,133.01	1,270,601.91	3,836,498.54	5,107,100.45	5,921,226.17	
Other Losses	4-05-01-990	-	-	-	-	-	-	-	-	-	-	
B. SPECIAL ACCOUNT IN THE GENERAL FUND (formerly FUND 105, 183, 401, 151-159)		-	-	-	-	-	-	-	-	-	-	
Tax Revenue		-	-	-	-	-	-	-	-	-	-	
National Taxes	4-01-00-000	-	-	-	-	-	-	-	-	-	-	
Non- Tax Revenue		-	-	-	-	-	-	-	-	-	-	
General Income		-	-	-	-	-	-	-	-	-	-	
Permits and Licenses		-	-	-	-	-	-	-	-	-	-	
Service Income		-	-	-	-	-	-	-	-	-	-	
Business Income		-	-	-	-	-	-	-	-	-	-	
Other General Income		-	-	-	-	-	-	-	-	-	-	
Gain/Loss		-	-	-	-	-	-	-	-	-	-	
C. OFF-BUDGET ACCOUNTS (formerly Fund 161 to 164 etc.)		34,225,613.96	33,347,228.55	51,060,472.01	30,738,527.19	-	115,146,227.75	278,656.13	129,038,506.84	129,317,162.97	80,920,613.79	
Revolving Funds		34,225,613.96	33,347,228.55	51,060,472.01	30,738,527.19	-	115,146,227.75	278,656.13	129,038,506.84	129,317,162.97	80,920,613.79	
Permits and Licenses		-	-	-	-	-	-	-	-	-	-	
Registration Fees	4-02-01-020	3,188,713.96	-	4,076,000.00	6,153,413.52	-	10,229,413.52	-	10,229,413.52	10,229,413.52	7,040,699.56	

QUARTERLY REPORT OF REVENUE AND OTHER RECEIPTS
AS OF THE QUARTER ENDING, SEPTEMBER 30, 2015
(In Pesos)

Department: DEPARTMENT OF EDUCATION
Agency:
Operating Unit:
Organization Code:

FAR No. 5

Account Name	UACS Code	REVENUE TARGET (ANNUAL)	ACTUAL REVENUE AND OTHER RECEIPTS COLLECTIONS					CUMULATIVE REMITTANCE/DEPOSITS TO DATE			VARIANCE	REMARKS
			1st QUARTER	2nd QUARTER	3rd QUARTER	4th QUARTER	TOTAL	Remittance to BTr	Deposited with AGDB	TOTAL	AMOUNT	
1	2	3	4	5	6	7	8=(4+5+6+7)	9	10	11=(9+10)	12=(8-3)	14
Other General Income		-	-	-	-	-	-	-	-	-	-	-
Gain/Loss		-	-	-	-	-	-	-	-	-	-	-
Receipts Deposited with Authorized Government Depository Banks (AGDB)	3-08-603	8,400,000.00	7,727,581.40	120,748,192.82	22,253,538.46	-	150,729,312.68	7,672,905.50	138,065,419.75	145,738,325.25	142,329,312.68	
Permits and Licenses		-	-	-	-	-	-	-	-	-	-	-
Service Income		-	-	24,872,519.27	-	-	24,872,519.27	7,672,905.50	17,199,613.77	24,872,519.27	24,872,519.27	
Clearance and Certification Fees	4-02-01-040	-	-	-	-	-	-	-	-	-	-	-
Other Service Income	4-02-01-990	-	-	24,872,519.27	-	-	24,872,519.27	7,672,905.50	17,199,613.77	24,872,519.27	24,872,519.27	
Seminar/Training Fees	4-02-02-040	-	-	-	-	-	-	-	-	-	-	-
Business Income		-	-	4,000,000.00	-	-	4,000,000.00	-	4,000,000.00	4,000,000.00	4,000,000.00	
Rent/Lease Income	4-02-02-050	-	-	-	-	-	-	-	-	-	-	-
Other Business Income	4-02-02-990	-	-	4,000,000.00	-	-	4,000,000.00	-	4,000,000.00	4,000,000.00	4,000,000.00	
Other General Income		8,400,000.00	7,727,581.40	91,875,673.55	22,253,538.46	-	121,856,793.41	-	116,865,805.98	116,865,805.98	113,456,793.41	
Dividend Income	4-02-02-200	-	-	-	-	-	-	-	-	-	-	-
Interest Income	4-02-02-210	8,400,000.00	7,727,581.40	91,875,673.55	22,253,538.46	-	121,856,793.41	-	116,865,805.98	116,865,805.98	113,456,793.41	
Income from Grants & Donations - in Cash	4-04-02-010	-	-	-	-	-	-	-	-	-	-	-
Gain/Loss		-	-	-	-	-	-	-	-	-	-	-
TOTAL		153,577,110.94	88,341,715.84	303,044,999.51	149,303,797.78	-	540,690,513.13	84,698,405.69	409,284,855.34	493,983,261.03	387,113,402.19	


Note: Includes Bureaus, Centers, Foreign Assisted Projects and Attached Agencies (BTC, EDPITAF, NEAP, NSTIC). Excludes ECCDC, NCCT, NM, NBDB & PHSA.


Consolidated by:


Checked by:

Certified Correct by:

Approved by:


Marietta E. Subido
Accounting Staff
(revised 11/14/2015)


NELIZA G. ADVINCULA
Accountant III, CROCS
JP 12/14/15


CHOLUTA F. TIONG
Accountant III
OIC, Chief Accountant


MA. RHUNNA L. CATALAN
Chief Accountant
OIC, Office of the Assistant Secretary
for Financial and Management Service