



Republic of the Philippines  
 Department of Education  
**CENTRAL OFFICE**



DepEd Complex, Meralco Ave., Pasig City, Metro Manila  
 (02) 636 1663 | 633 1942 | (+63) 919 456 0027

**BID BULLETIN NO. 002**

Date \_\_\_\_\_

**PUBLIC BIDDING FOR THE  
 MASS PRODUCTION, SUPPLY AND DELIVERY FOR VARIOUS TOOLS AND  
 EQUIPMENT FOR 9,069 TECHNICAL-VOCATIONAL-LIVELIHOOD (TVL) PROGRAMS OF  
 2,195 TVL SENIOR HIGH SCHOOLS**

PROJECT NO. 2018-10-BLR4(003)-BV-CB-022

This Bid Bulletin No. 002 is hereby issued to modify, amend and/or clarify issues and questions raised during the Pre-Bidding Conference held on October 12, 2018 at 1:00 P.M. at Bulwagan ng Karunungan, Ground Floor, Rizal Bldg., DepEd complex, Meralco Avenue, Pasig City, as follows:



**Invitation to Bid**

<b>Original Provision</b>	<b>Provision, as amended</b>	<b>Remarks/ Explanation/ Clarification</b>
<p>2. DepEd, through its Bids and Awards Committee 2, now invites bids for the goods and services contemplated in this project and as detailed in the Schedule of Requirements and the table of Technical Specifications indicated in the bidding documents. Delivery of the Goods is required within <b>300 days from issuance of the Notice to Proceed.</b> xxx</p>	<p>2. DepEd, through its Bids and Awards Committee 2, now invites bids for the goods and services contemplated in this project and as detailed in the Schedule of Requirements and the table of Technical Specifications indicated in the bidding documents. Delivery of the Goods is required within <b>300 days from the date of receipt of the Notice to Proceed or the date provided for such purpose indicated in the NTP.</b> xxx</p>	
<p>7. Bids must be duly received by the BAC Secretariat at the address below on or before <b>9:00 A.M. of October 26, 2018.</b> All Bids must be accompanied by a bid security in any of the acceptable forms and in the amount stated in ITB Clause 18.</p> <p>Bid opening shall be on <b>October 26, 2018, 9:00 A.M. at Bulwagan ng Karunungan, Ground Floor, Rizal Bldg., DepEd Complex, Meralco Avenue, Pasig City.</b> xxx</p>	<p>7. Bids must be duly received by the BAC Secretariat at the address below on or before <b>10:00 A.M. of October 30, 2018.</b> All Bids must be accompanied by a bid security in any of the acceptable forms and in the amount stated in ITB Clause 18.</p> <p>Bid opening shall be on <b>October 30, 2018, 10:00 A.M. at Bulwagan ng Karunungan, Ground Floor, Rizal Bldg., DepEd Complex, Meralco Avenue, Pasig City.</b> xxx</p>	

## II. Bid Data Sheet

Clause	Original Provision	Provision, as amended	Remarks/ Explanation/ Clarification
1.2	The lot(s) and reference is/are:	The lot(s) and reference is/are:  <i>(See: Invitation to Bid, Section VI, Schedule of Requirements, and Annex "A" of the Bidding Document)</i>	
5.4	<p>Prospective bidder should have completed, within a period of ten (10) years immediately preceding the deadline for submission of bids, Single Largest Completed Contract (SLCC) similar to the contract to be bid and the value of which, adjusted, if necessary, by the Bidder to current prices using the Philippine Statistics Authority (PSA) consumer price index, must be at least fifty percent (50%) of the ABC of the lot or lots bid for; OR have completed, within a period of ten (10) years immediately preceding the deadline for submission of bids, at least two (2) similar contracts and the total of the aggregated contract amount should be equivalent to at least fifty percent (50%) of the ABC of the lot/s bid for; and the largest of these similar contracts must be equivalent to at least twenty-five percent (25%) of the ABC of the lot/s to be bid. The contracts may come from different agencies/companies.</p> <p>For this purpose, similar contracts shall refer to <i>Mass Production, Supply and Delivery of Technical-Vocational-Livelihood (TVL)</i>.</p> <p>Bidder may use the same contract/s for all lots it intends to bid for, subject to SLCC requirements. This means a single contract amounting to 50% or aggregate contracts amounting to 50%, will be treated independently per lot.</p> <p>The computation of SLCC shall take into account the lots bid for. The bid shall be allowed only to the extent (i.e. number of lots) as the SLCC shall cover. In any case, the SLCC must be sufficient for all the lots bid for.</p>	<p>Prospective bidder should have completed, within a period of ten (10) years immediately preceding the deadline for submission of bids, Single Largest Completed Contract (SLCC) similar to the contract to be bid and the value of which, adjusted, if necessary, by the Bidder to current prices using the Philippine Statistics Authority (PSA) consumer price index, must be at least fifty percent (50%) of the ABC of the lot or lots bid for; OR have completed, within a period of ten (10) years immediately preceding the deadline for submission of bids, at least two (2) similar contracts and the total of the aggregated contract amount should be equivalent to at least fifty percent (50%) of the ABC of the lot/s bid for; and the largest of these similar contracts must be equivalent to at least twenty-five percent (25%) of the ABC of the lot/s to be bid. The contracts may come from different agencies/companies.</p> <p>For this purpose, similar contracts shall refer to <i>Manufacture or Supply and Delivery of Metal and/or Plastic Products with the Use of Molds and Dies</i></p>	<p><b>Modification/Amendment:</b></p> <ol style="list-style-type: none"> <li>DELETED the last 2 paragraphs for being inapplicable. This sub-project is consist of 1 Lot.</li> <li>RE-DEFINED "similar contract" to be more appropriate to the nature and complexity of the sub-project.</li> </ol>



5.5

xxx

If the prospective bidder submits a committed Line of Credit, it must be at least equal to ten (10%) of the ABC of the lot or lots bid for: Provided, that if the same is issued by a foreign Universal or Commercial Bank, it shall be confirmed or authenticated by a local Universal or Commercial Bank.

**In case the bidder bids for two or more lots, the bidder shall indicate the lots bid for in the order of priority or preference, following the form prescribed in this bidding documents.**

**The computation of NFCC shall take into account the lots bid for. The number of lots bid for shall also consider the committed line of credit. The bid shall be allowed only to the extent (i.e. number of lots) as the NFCC or the committed line of credit shall cover.**

**In any case, the NFCC computation or committed line of credit, as well as the SLCC, must be sufficient for all the lots or contracts bid. The NFCC computation shall be in accordance with the prescribed form.**

**In case of a bid involving two or more lots, the bidder shall indicate in the NFCC form the lots bid for, in their order of priorities or preferences. The first lot in the order shall follow the following formula:**

*NFCC = [(current assets minus current liabilities) x (15)] - value of all outstanding or uncompleted portions of the projects under ongoing contracts, including awarded contracts yet to be started*

**For subsequent lots, the formula shall be as follows:**

*NFCC = [(current assets — current liabilities) x (15)] - [value of all outstanding or uncompleted portions of the projects under ongoing contracts, including awarded contracts yet to be started + value of the prior lot or lots bid for]*

In case of a joint venture, the NFCC shall be computed based on the Audited Financial Statement of the local lead partner, unless it is shown by clear proof that the other partners to the joint venture have infused capital investment to support the operation of the local lead partner to ensure compliance with the obligations under the contracts in this project, in which case the NFCC of the foreign joint venture or the minority partner of the joint venture shall be computed.

xxx

xxx

If the prospective bidder submits a committed Line of Credit, it must be at least equal to ten (10%) of the ABC of the lot or lots bid for: Provided, that if the same is issued by a foreign Universal or Commercial Bank, it shall be confirmed or authenticated by a local Universal or Commercial Bank.

In case of a joint venture, the NFCC shall be computed based on the Audited Financial Statement of the local lead partner, unless it is shown by clear proof that the other partners to the joint venture have infused capital investment to support the operation of the local lead partner to ensure compliance with the obligations under the contracts in this project, in which case the NFCC of the foreign joint venture or the minority partner of the joint venture shall be computed.

xxx

**Modification/Amendment:**  
DELETED the paragraphs in BOLD fonts for being inapplicable. This sub-project is consist of 1 Lot

**Explanation/Clarification:**  
-No prescribed form shall be given for the Committed Line of Credit. Forms issued by Universal or Commercial Banks may be accepted provided they clearly indicate that a credit line facility had been particularly earmarked by the bank in favor of the bidder.

**Explanation/Clarification:**  
-For purposes of compliance with the requirement, bidders opting to submit a committed line of credit may submit Bank Certificate of Credit (Line) or any bank certificate or undertaking of similar import. Standby Letter of Credit drawn against bank as performance guarantee shall not be accepted.

**Explanation/Clarification:**  
-The provision pertaining to the computation of NFCC of joint ventures applies to joint ventures involving foreign partners.  
-The infusion of capital investments by partners other than the local lead partner indicates true partnership among the parties to the JV and proves that said partners are directly co-responsible in ensuring the financial capability of the JV to undertake the project.





<p><b>8.1</b></p>	<p>The Bidder may subcontract a portion of its contract but only to the extent pertaining to the following:</p> <ol style="list-style-type: none"> <li>Logistics Service, insofar as delivery and distribution to recipient schools from designated pick-up areas, ex. manufacture or assembly.</li> </ol> <p>The logistics service provider to be subcontracted shall comply with the following criteria:</p> <ol style="list-style-type: none"> <li>Must have been in the forwarding or logistics business for at least <b>10 years</b> reckoned from the date of bid opening.</li> <li>Must be compliant with existing DepEd regulations and must not suffer from any prohibition or impediments as imposed by law.</li> </ol> <p><b>The Lowest Calculated Bidder must submit the eligibility documents of their proposed subcontractor defined under Clause 12 of the ITB and the BDS, along with a Teaming Agreement entered into between the bidder and their prospective subcontractors, during the post-qualification stage and upon notice to it for this purpose.</b></p> <p>In case the Bidder opts to undertake logistics service on its own through use of its own resources, it must submit proof of ownership or lease of vehicles sufficient to cover all deliveries within the delivery period, as well as manpower for the purpose. <b>A comprehensive vehicle deployment and manpower services must likewise be submitted.</b></p>	<p>“No further instructions.”</p>	<p><b>Modification/Amendment:</b> -DELETED Clause 8.1</p>
<p><b>13.2</b></p>	<p>The Approved Budget for the Contract (ABC) shall refer to the approved budget ceiling allocated to each of the lot items, and shall be as indicated in the Invitation to Bid, this BDS and Section VI. Schedule of Requirements of this bidding documents.</p> <p>xxx</p>	<p>The Approved Budget for the Contract (ABC) shall refer to the approved budget ceiling allocated to the lot as indicated in the Invitation to Bid, this BDS and Section VI. Schedule of Requirements of this bidding documents.</p> <p>xxx</p>	
<p><b>20.2</b></p>	<p>xxx</p> <p>To facilitate the receipt and classification of bid envelopes, outer and inner envelopes shall be color _____.</p> <p>xxx</p> <p>In case of discrepancy in the substance and content between the printed copies and the USBs, the printed copies shall prevail. <b>Submission of USBs will not be a ground for disqualification, but the bidder shall be required to submit during post-qualification.</b></p> <p>Post qualification documents maybe submitted during the bidding but this does not disqualify bidders who will not submit post qualification documents during bid submission.</p> <p>A bidder may bid on one or more lots. Submit only one (1) set of bid doc (1 original and 2 copies), provided the following is observed:</p> <ol style="list-style-type: none"> <li>The NFCC requirement as clarified in BDS Clause 5.5 has been properly accomplished.</li> <li>The Statement of Compliance with Technical Specifications clearly indicate the items and lots bid for.</li> <li>The Price Schedule clearly indicate the items and lot bid for and their offered prices.</li> </ol>	<p>xxx</p> <p>To facilitate the receipt and classification of bid envelopes, outer and inner envelopes shall be color <b>BROWN</b>.</p> <p>xxx</p> <p>In case of discrepancy in the substance and content between the printed copies and the USBs, the printed copies shall prevail. <b>Non-submission of USBs will not be a ground for disqualification, but the bidder may be required to submit the same during the opening of the financial envelopes.</b></p> <p>Post qualification documents maybe submitted during the bidding but this does not disqualify bidders who will not submit post qualification documents during bid submission.</p>	<p><b>Modification/Amendment:</b> DELETED the last paragraph for being inapplicable. This sub-project is consist of 1 Lot</p>
<p><b>21</b></p>	<p>The address for submission of bids is <i>[insert address]</i>.</p> <p>The deadline for submission of bids is <i>[insert time and date]</i>.</p>	<p>The address for submission of bids is <i>Buwagan ng Karunungan, Ground Floor, Rizal Bldg., DepEd Complex, Meralco Avenue, Pasig City.</i></p> <p>The deadline for submission of bids is <i>October 30, 2018 @ 10:00 A.M.</i></p>	

24.1	xxx The date and time of bid opening is <b>October 26, 2018 @ 9:00 A.M.</b> xxx	xxx The date and time of bid opening is <b>October 30, 2018 @ 10:00 A.M.</b> xxx	
28.3	The items to be procured are grouped in Lots. Bidders shall have the option of submitting a proposal on any or all lots. Bidders must bid for all items in the lot bid for; otherwise, the bid shall be rejected. Lot shall not be divided further into sub-lots for the purpose of bidding, evaluation, and contract award. Evaluation and contract award will be undertaken on a “per-lot” basis.	The items to be procured are grouped in a Lot. Bidders must bid for all items in the lot bid for; otherwise, the bid shall be rejected. Lot shall not be divided further into sub-lots for the purpose of bidding, evaluation, and contract award. Evaluation and contract award will be undertaken on a “per-lot” basis.	



### III. Special Conditions of Contract

Clause	Original Provision	Provision, as amended	Remarks/ Explanation/ Clarification
17.3	xxx The obligation for the warranty shall be covered by retention money in an amount equivalent to ten percent (10%) from every progress payment on the first half of the warranty period.  On the second half of the warranty period, the supplier may, at its option, substitute the retention money with a special bank guarantee equivalent to at least ten (10%) of the Contract Price. The bank guarantee must be issued by a local universal and/or commercial bank and shall be in the form prescribed by DepEd or at least must be acceptable to DepEd. Otherwise, the retention money shall remain until the close of the warranty period.  Unless substituted with a special bank guarantee as prescribed above, the retention money, or whatever is left of it, shall only be released after the lapse of the entire warranty period.	xxx The obligation for the warranty shall be covered by retention money in an amount equivalent to three percent (3%) from every progress payment or a special bank guarantee equivalent to three percent (3%) of the Contract Price.  In case the supplier opts for retention money, the amount shall only be released after the lapse of the entire warranty period, unless during the remainder of the warranty period, the retention money is substituted with a special bank guarantee as prescribed above.	<b>Modification/Amendment:</b>  1. Reduction of the amount of warranty from 10% to 3%;  2. The Clause now allows warranty to be either through retention money or special bank guarantee;  3. The clause also now allows substitution of retention money with special bank guarantee

### IV. Schedule of Requirements

Original Provision	Provision, as amended	Remarks/ Explanation/ Clarification
Within 300 days from issuance of the Notice to Proceed.	Within 300 calendar days from the date of receipt of the Notice to Proceed or from the date as indicated in the NTP.	

**V. Technical Specifications**



Original Provision	Provision, as amended	Remarks/ Explanation/ Clarification
The documents attached hereto as <b>Annex "A"</b> shall be the technical specifications of the relevant items indicated as amended/revised.		

**VI. Additional Instructions/Clarifications**

1. Bidders should attach a **Table of Contents** of the documents submitted as part of their bids (i.e one for each of the 1st and 2nd envelope). The documents should be **properly tabbed**.
2. The documents attached as **Annex "B" and Annex "C"** are the prescribed *Price Schedule Form and Net Financial Contracting Capacity (NFCC) Form*, respectively.
3. The document attached as **Annex "D"** shall be completely filled out by the bidders and are to be submitted, in duplicate, to the Secretariat upon submission of their bids.
4. All Annexes of the bidding documents shall be subject to the amendments and clarifications made in this Bid Bulletin. These Annexes shall be made available starting Monday, **October 22, 2018**.

All other Provisions of the bidding documents which are not affected shall remain in effect.

For guidance and information of all concerned.

  
  
**ALAIN DE LA ROSA PASCUA**  
 Undersecretary for Administration  
 Department of Education

Received by the Bidder

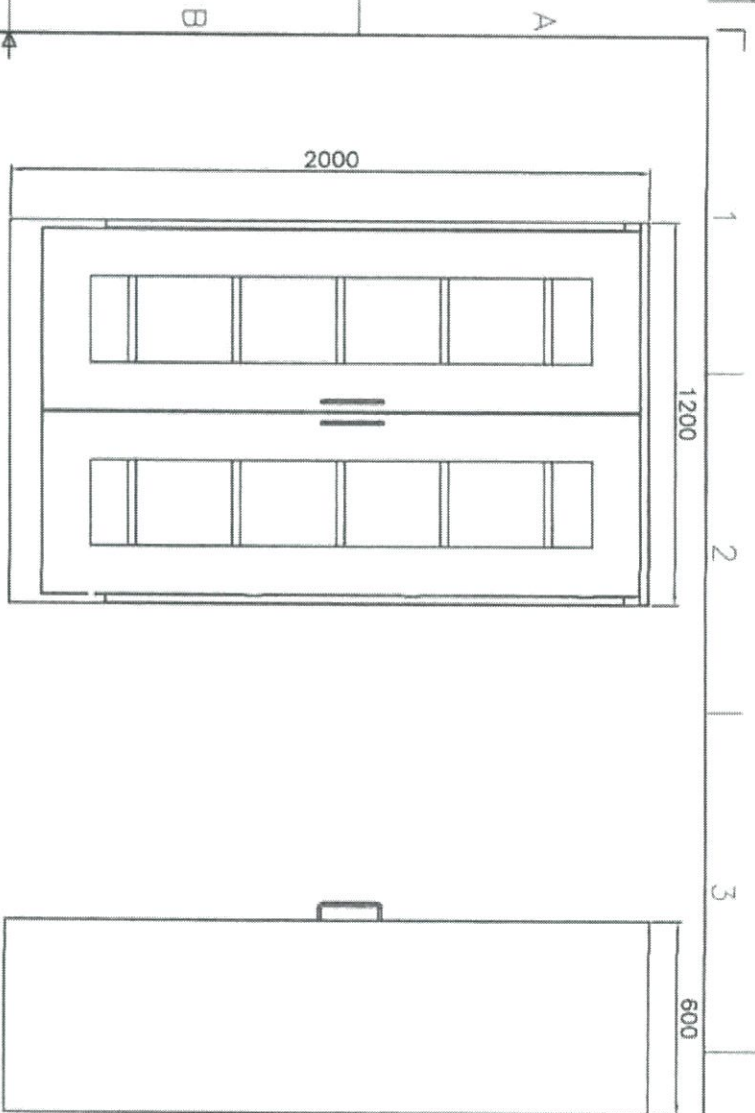
Date \_\_\_\_\_

## FY 2018 Provision of TVL Tools and Equipment

## Table of Contents (Mass Production Items)

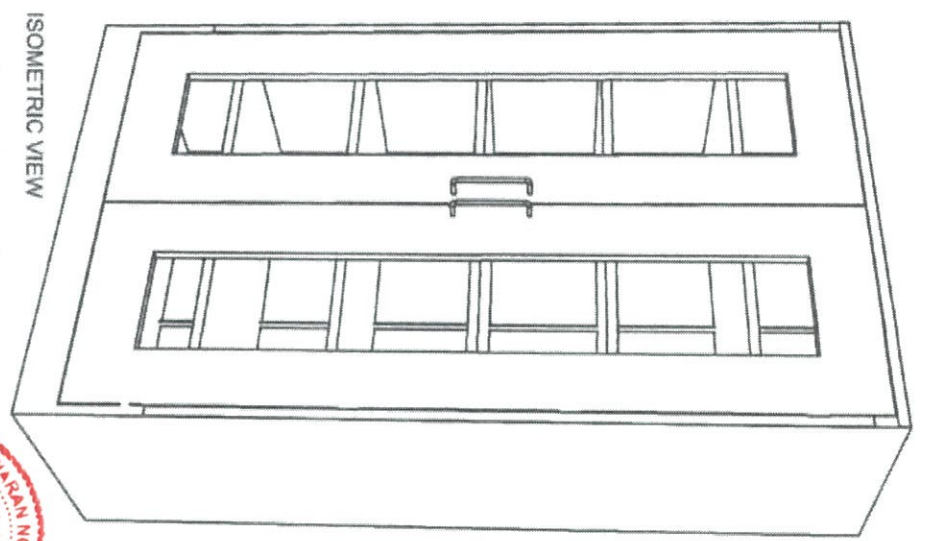
Program/Specialization	Item Name	Page No.
<b>Mass Production Items</b>		
Horticulture NC II	Cabinet Design 1 (Sorting Cabinet)	2-15
Agricultural Crops Production (NC I)	Cabinet Design 1 (Storage/tool cabinet)	
Aquaculture NC II	Cabinet Design 1 (Storage/tool cabinet)	
Horticulture NC II	Cabinet Design 1 (Storage/tool cabinet)	
Organic Agriculture NC II	Cabinet Design 1 (Storage/tool cabinet)	
Commercial Cooking NC III	Cabinet Design 2 (Condiment cabinet)	
Cookery NC II	Cabinet Design 2 (Condiment cabinet)	16-29
Tailoring NC II	Cabinet Design 2 (Condiment cabinet)	
Dressmaking NC II	Cabinet Design 3 (Cabinet with Sliding Door)	30-46
Fashion Design (Apparel) NC III	Cabinet Design 3 (Display Cabinet)	
Housekeeping NC II	Cabinet Design 3 (Display Cabinet)	
Housekeeping NC II	Cabinet Design 3 (Wardrobe Cabinet)	
Cookery NC II	Cabinet Design 4 (Filing cabinet)	47
Travel Services NC II	Cabinet Design 4 (Filing cabinet)	
Cookery NC II	Cabinet Design 5 (First Aid Cabinet)	48
Housekeeping NC II	Cabinet Design 5 (First Aid Cabinet)	
Travel Services NC II	Cabinet Design 5 (First Aid Cabinet)	
Food And Beverage Services NC II	Cabinet Design 5 (First Aid Cabinet)	
Gas Metal Arc Welding (GMAW) NC II	Cabinet Design 6 (WATER STATION CABINET)	49
Shielded Metal Arc Welding (NC I and NC II)	WORK BENCH WITH BENCH VISE ON FOUR CORNERS	
Shielded Metal Arc Welding NC I	WORK BENCH WITH BENCH VISE ON FOUR CORNERS	50
Shielded Metal Arc Welding NC II	WORK BENCH WITH BENCH VISE ON FOUR CORNERS	
Shielded Metal Arc Welding NC II	WORK BENCH WITH BENCH VISE ON FOUR CORNERS	





FRONT VIEW

SIDE VIEW



ISOMETRIC VIEW

**Description :**  
 Color : Cyan Blue: C, M, Y, K  
 Material : 1.00mm Thick Cold-rolled Steel Sheet, 6mm thick Flex-Glass Door  
 Size : 2.0 meters x 1.20 meters x 0.6 meters  
 Feature : Durable and Fashionable

**About Cabinet :**

1. 1.00mm thickness sheet then powder coat. (Welded surface must be hidden)
2. The cabinet body's material is cold-rolled steel
3. 2 Swinging flexi-glass doors with 2pcs stainless steel 304 handle bars (10mm diameter Stainless Steel 304 Round Bar x 7in. screw mounted in between center. 1 set (Full door 3 way CAM locking system w/ key), and 4 heavy duty detachable hinges( 3 inches long) on each door.
4. 3 Adjustable and detachable shelves.
5. Cabinet must be mounted on the WALL or FLOOR using 4pcs. M8 x 2 inches EXPANSION BOLT with washer.
6. Locking system will make the assembly sturdy even without the rivets.
7. Locking system of the collapsible cabinet is subject to approval during sample evaluation.

**NOTES:**

1. All dimensions are in millimeter unless otherwise specified
2. Remove burrs and sharp edges.

**TOLERANCES FOR LENGTH GAUGING**

Grade of Accuracy	Normal Size	Over 1 to 30	Over 30 to 120	Over 120 to 400
Medium	± 0.10	± 0.10	± 0.20	± 0.30

**TOLERANCES FOR RADIUS & CHAMFERS**

Grade of Accuracy	Normal Size	Over 1 to 30	Over 30 to 120	Over 120 to 400
Medium	± 0.20	± 0.50	± 1.00	± 2.00

SYN	REVISION	DATE	BY

Date: JUNE 2017  
 Scale: (NTS)  
 Conceptualized by: B.C. Usongdra  
 Drawn by: B.C. Usongdra  
 Checked by: R.H. Neri  
 Recommended by: R.C. Zaragozam, S. Maguillas  
 Approved by: R.C. La Rosa

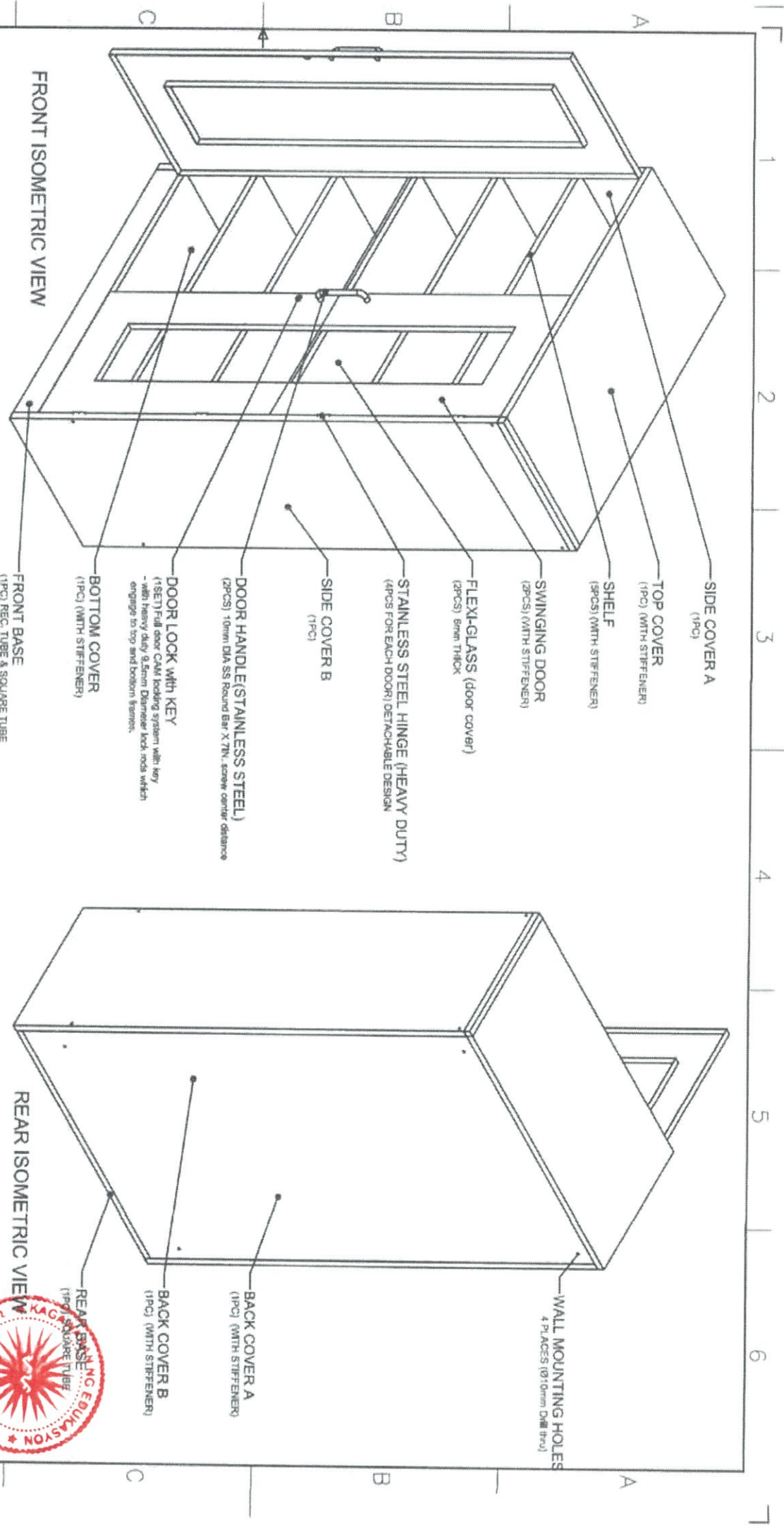
Item Name: COLLAPSIBLE STEEL CABINET ASSEMBLY  
 Material: 1mm THICK COLD-ROLLED STEEL SHEET  
 Street: 01  
 File name: CABINET DESIGN 1

CABINET FOR TVL  
 CABINET DESIGN # 1



DepED-BLR





**NOTES:**  
 1. All dimensions are in millimeter unless otherwise specified  
 2. Remove burrs and sharp edges.

**TOLERANCES FOR LENGTH GAUGING**

Grade of Accuracy	Normal Size	Over	Over	Over	Over
Medium	0.5 to 3	± 0.10	± 0.10	± 0.20	± 0.30
	3 to 6	± 0.10	± 0.20	± 0.30	± 0.50
Fine	30 to 120	± 0.20	± 0.30	± 0.50	± 0.80
	120 to 400	± 0.30	± 0.50	± 0.80	± 1.20

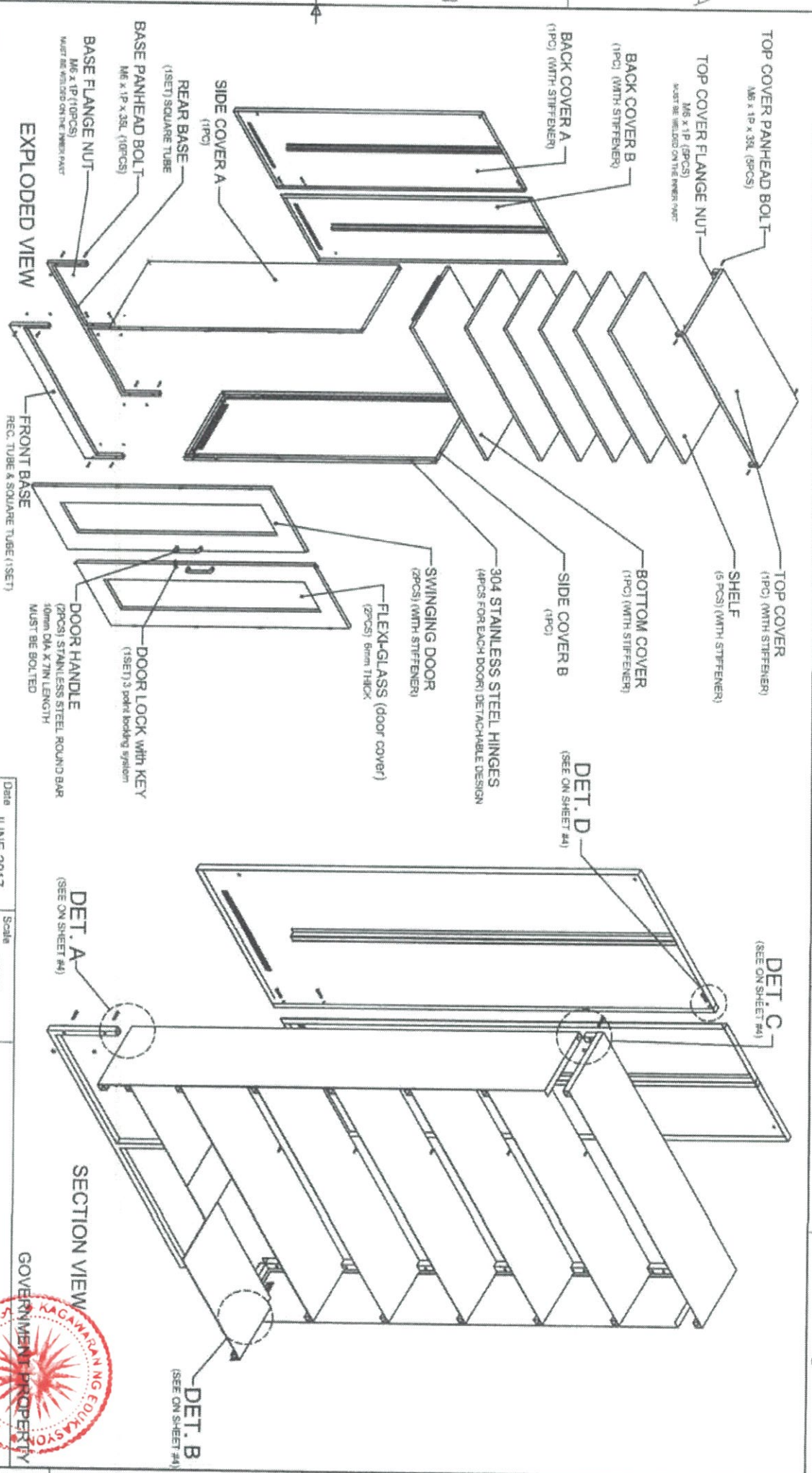
**TOLERANCES FOR RADIUS & CHAMFERS**

Grade of Accuracy	Normal Size	Over	Over	Over	Over
Medium	0.5 to 3	± 0.25	± 0.25	± 1.00	± 2.00
	3 to 6	± 0.25	± 0.50	± 1.00	± 2.00

SYN	REVISION	DATE	BY

Date	JUNE 2017	Scale	(NTS)
Designed by	B. C. Lisondra	Checked by	R. H. Meri
Drawn by	B. C. Lisondra	Material	COLLAPSIBLE STEEL CABINET ASSEMBLY
Recommended by	R. C. Zaragoza, M. S. Macuilas	Material	1mm THICK COLD-ROLLED STEEL SHEET
Approved by	R. C. La Rosa	Sheet	02
		File name	CABINET DESIGN 1





**NOTES:**  
 1. All dimensions are in millimeter unless otherwise specified  
 2. Remove burrs and sharp edges.

**TOLERANCES FOR LENGTH GAUGING**

Grade of Accuracy	Nominal Size	Over	Under
Medium	0.5 to 3	+0.10	-0.10
	3 to 6	+0.15	-0.15
Fine	6 to 30	+0.05	-0.05
	30 to 120	+0.03	-0.03
Over	120 to 400	+0.02	-0.02
	400 to 1200	+0.01	-0.01

**TOLERANCES FOR RADIUS & CHAMFERS**

Grade of Accuracy	Nominal Size	Over	Under
Medium	0.5 to 3	+0.10	-0.10
	3 to 6	+0.15	-0.15
Fine	6 to 30	+0.05	-0.05
	30 to 120	+0.03	-0.03
Over	120 to 400	+0.02	-0.02
	400 to 1200	+0.01	-0.01

Grade of Accuracy	Nominal Size	Over	Under
Medium	0.5 to 3	+0.10	-0.10
	3 to 6	+0.15	-0.15
Fine	6 to 30	+0.05	-0.05
	30 to 120	+0.03	-0.03
Over	120 to 400	+0.02	-0.02
	400 to 1200	+0.01	-0.01

Date	JUNE 2017	Scale	(NTS)
Drawn by	B. C. Lisonda	Checked by	G.C. Chedera
Designed by	B. C. Lisonda	Checked by	R.H. Neri
Recommended by	R.C. Zardogza/M.S. Macuilas	Checked by	R.C. La Rosa
Approved by	R.C. La Rosa	Checked by	

Item Name: COLLAPSIBLE STEEL CABINET ASSEMBLY  
 Material: 1mm THICK COLD-ROLLED STEEL SHEET  
 Sheet: 03  
 Title name: CABINET DESIGN 1

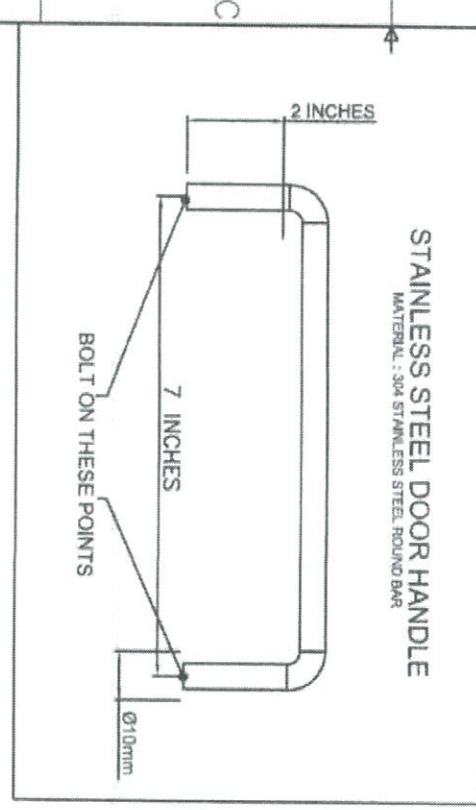
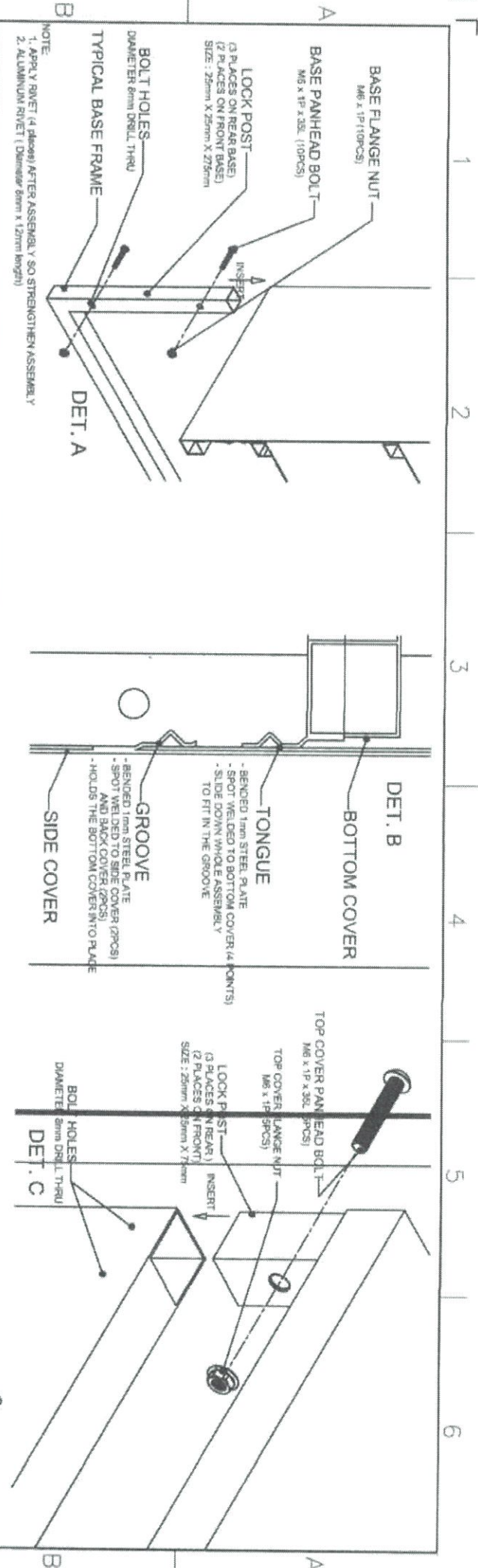
**CABINET FOR TV**  
 CABINET DESIGN # 1

GOVERNMENT PROPERTY  
 KAGAWARAN NG EDUKASYON



**DepED-BLR**

1 of 50



**NOTES:**  
 1. All dimensions are in millimeter unless otherwise specified  
 2. Remove burrs and sharp edges.

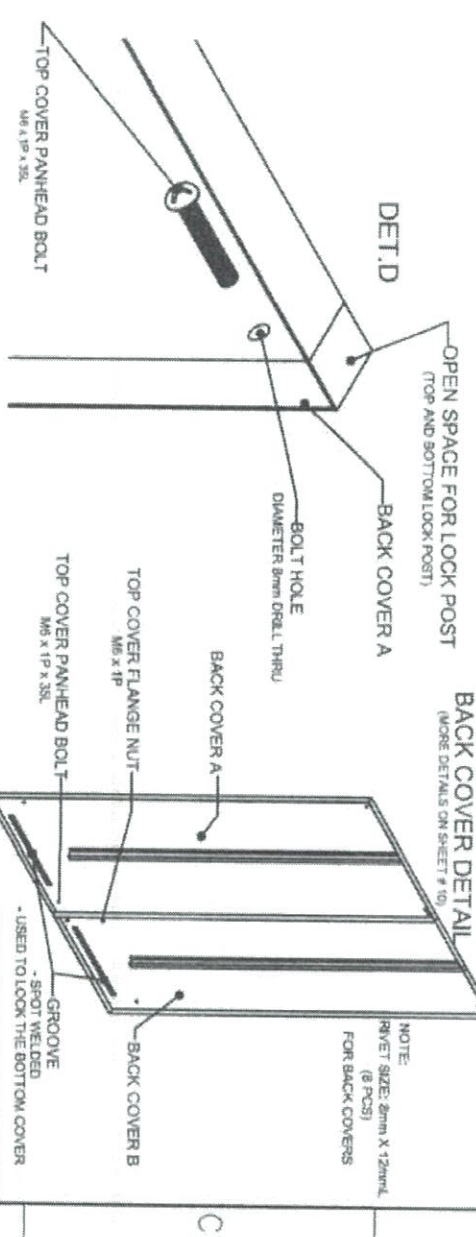
**TOLERANCES FOR LENGTH GAUGINGS**

Grade of Accuracy	Nominal Size	Over	Under
Medium	0.5 to 3	+0.10	-0.10
	3 to 6	+0.20	-0.20
Over	6 to 30	+0.30	-0.30
	30 to 120	+0.50	-0.50
Over	120 to 400	+0.70	-0.70
	400 to 1200	+1.00	-1.00

**TOLERANCES FOR RADIUS & CHAMFERS**

Grade of Accuracy	Nominal Size	Over	Under
Medium	0.5 to 3	+0.10	-0.10
	3 to 6	+0.20	-0.20
Over	6 to 30	+0.30	-0.30
	30 to 120	+0.50	-0.50
Over	120 to 400	+0.70	-0.70
	400 to 1200	+1.00	-1.00

1 2 3 4 5 6 7



Date: JUNE 2017 Scale: (NTS)

Conceptualized by: \_\_\_\_\_

Drawn by: B C Lisondra

Designed by: Q.C. Checked by: R.H. Meri

Recommended by: R. C. Zaragozam, S. Maquilas

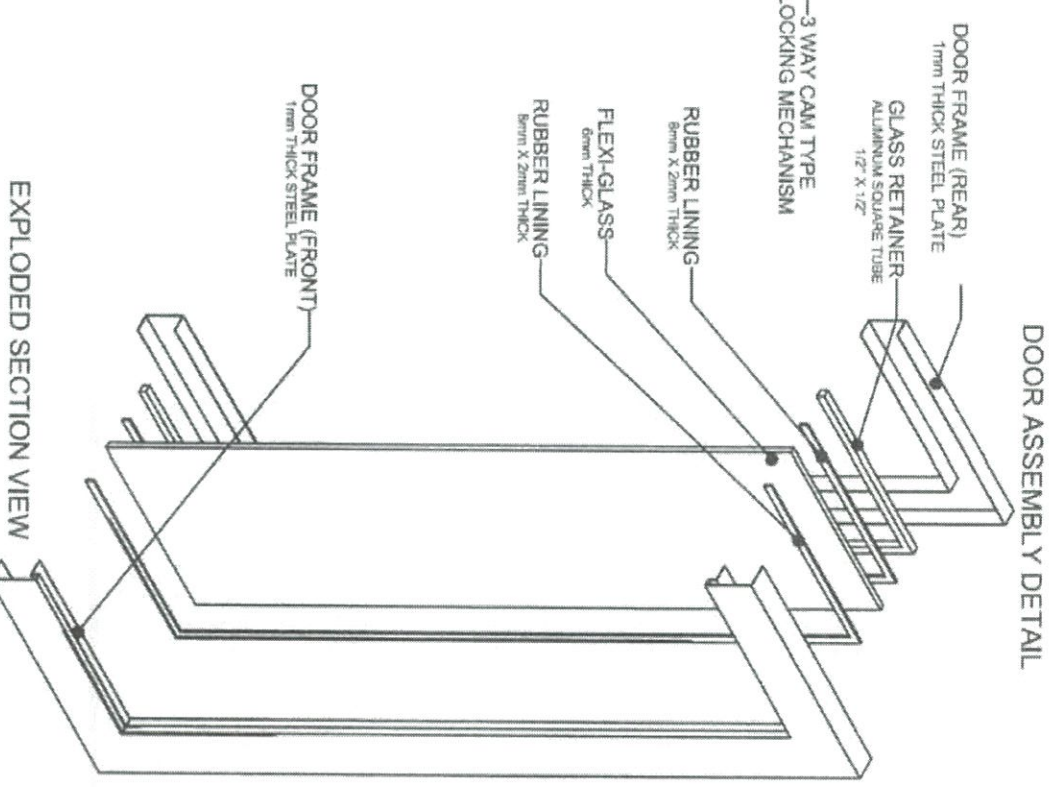
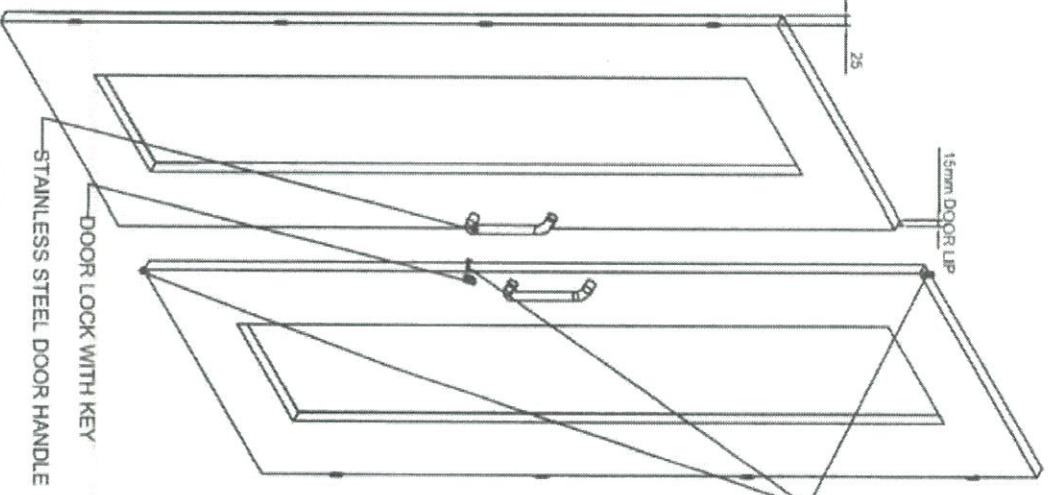
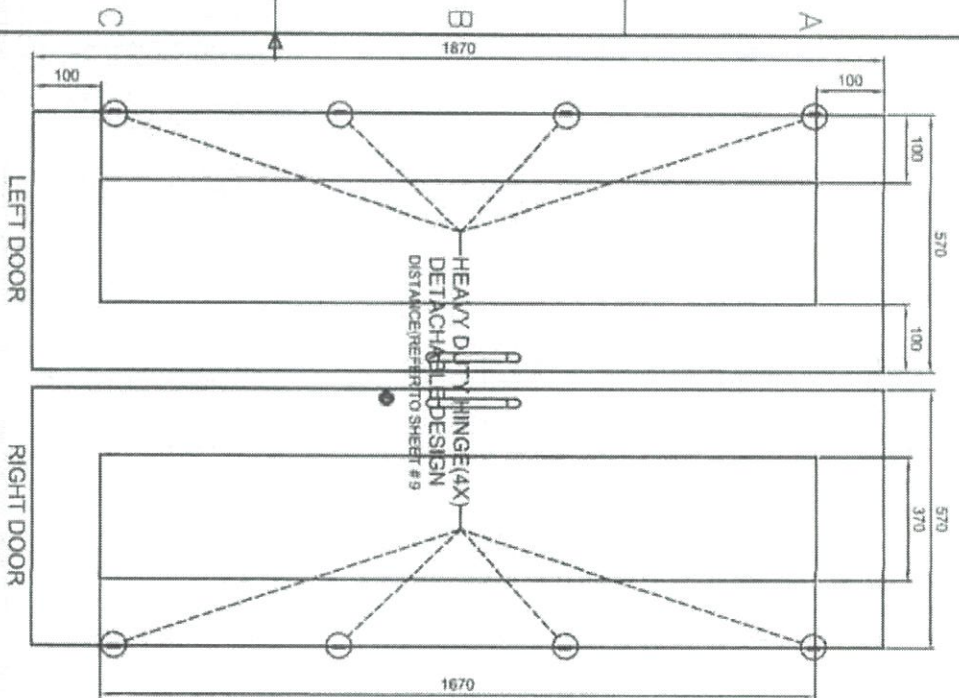
Approved by: R. C. La Rosa

Item Name: COLLAPSIBLE STEEL CABINET DETAILS

Material: 1mm THICK COLD-ROLLED STEEL SHEET

**DepED-BLR**

**GOVERNMENT PROPERTY**



**NOTES:**  
 1. All dimensions are in millimeter unless otherwise specified  
 2. Remove burrs and sharp edges.

**TOLERANCES FOR LENGTH GAUGING**

Grade of Accuracy	Normal Size	Over 0.5 to 3	Over 3 to 6	Over 6 to 30	Over 30 to 120	Over 120 to 400
Medium		+0.10	+0.10	+0.20	+0.30	+0.50

**TOLERANCES FOR RADIUS & CHAMFERS**

Grade of Accuracy	Normal Size	Over 0.5 to 3	Over 3 to 6	Over 6 to 30	Over 30 to 120
Medium		+0.20	+0.50	+1.00	+2.00

DATE	BY	REVISION
JUNE 2017	B. C. Lisandra	
	R. H. Neri	
	R. C. La Rosa	

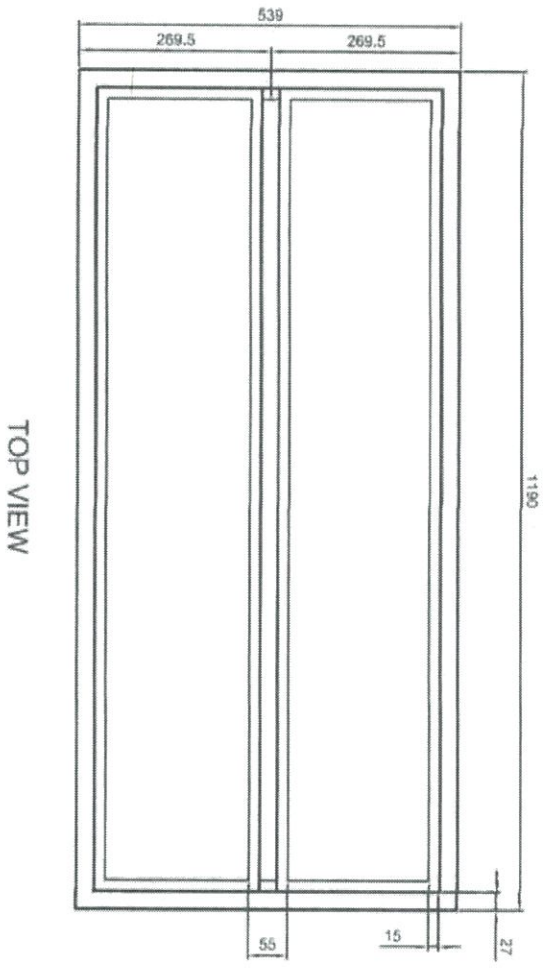
**DOOR ASSEMBLY DETAIL**

Item Name: DOOR DETAIL  
 Material: 1mm THICK COLD-ROLLED STEEL SHEET

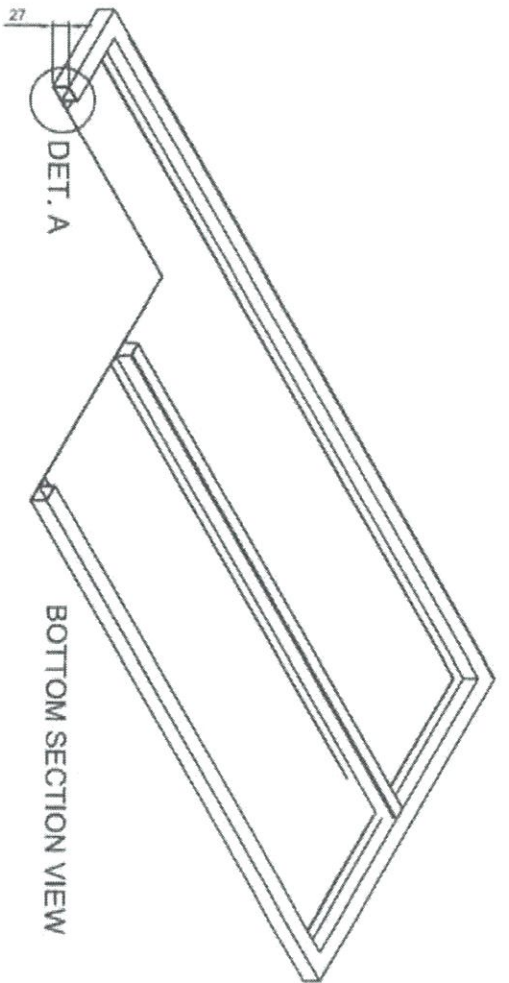
**CABINET FOR TVAL**  
**CABINET DESIGN #1**

DepED-BLR

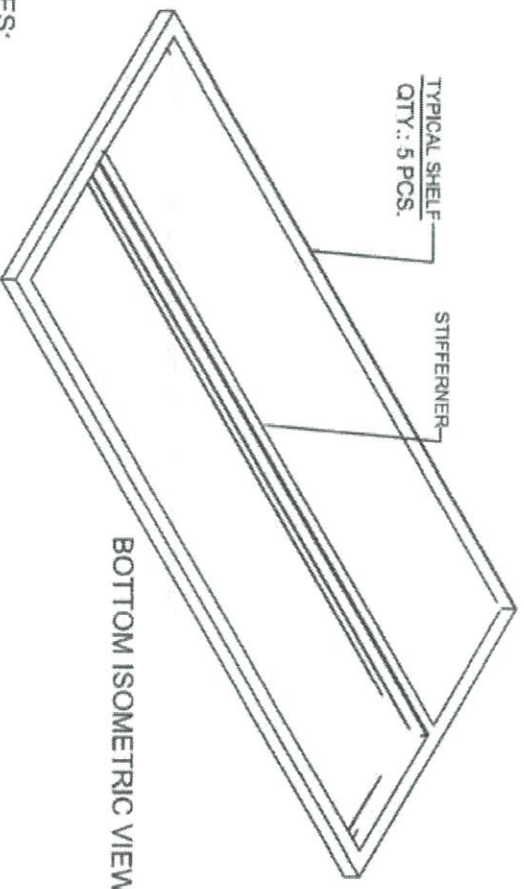
GOVERNMENT PROPERTY



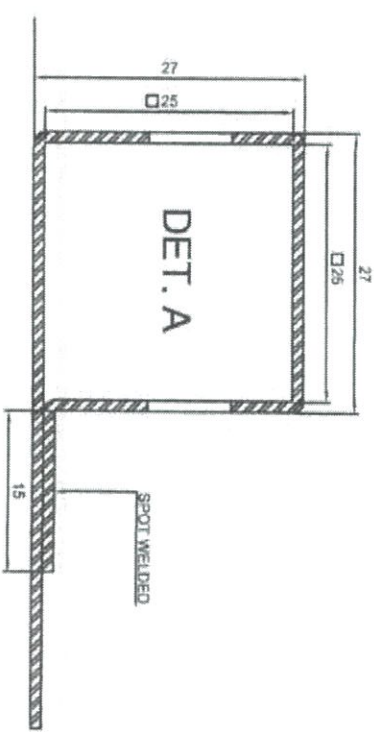
TOP VIEW



BOTTOM SECTION VIEW



BOTTOM ISOMETRIC VIEW



TYPICAL BENDING DETAIL

SECTION VIEW

GOVERNMENT PROPERTY

- NOTES:**
1. All dimensions are in millimeter unless otherwise specified
  2. Remove burrs and sharp edges.

**TOLERANCES FOR LENGTH GAUGING**

Grade of Accuracy	Nominal Size	Over 0.5 to 3	Over 3 to 6	Over 6 to 30	Over 30 to 120	Over 120 to 400
Maximum		+0.10	+0.10	+0.20	+0.30	+0.50

**TOLERANCES FOR RADIUS & CHAMFERS**

Grade of Accuracy	Nominal Size	Over 0.5 to 3	Over 3 to 6	Over 6 to 30	Over 30 to 120
Maximum		+0.20	+0.20	+0.40	+0.70

SYN	REVISION	DATE	BY

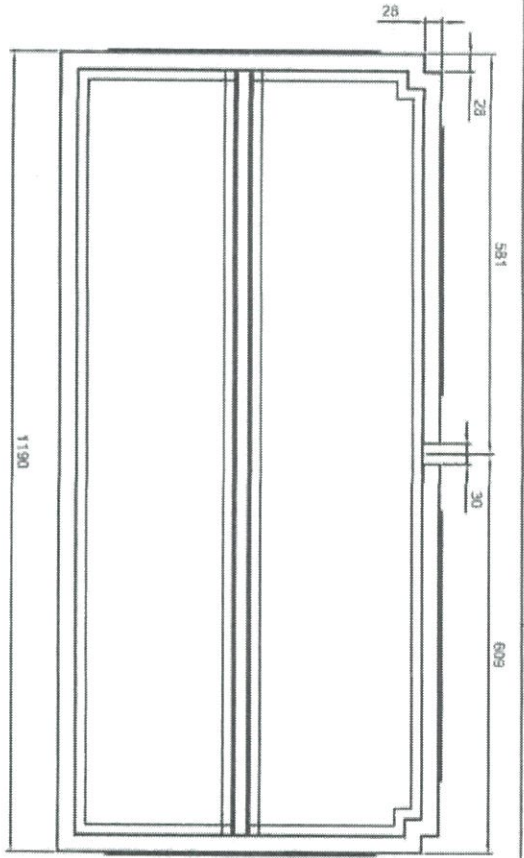
Date	JUNE 2017	Scale	(NTS)
Conceived by			
Drawn by	B. C. Lisondra	Q.C. Checked by	R. H. Neri
Designed by	B. C. Lisondra	Recommended by	R. C. Zardoya/M. S. Maquillas
Approved by	R. C. La Rosa		

Item Name: TYPICAL SHELF DETAIL  
 Material: THICK COLD-ROLLED STEEL SHEET

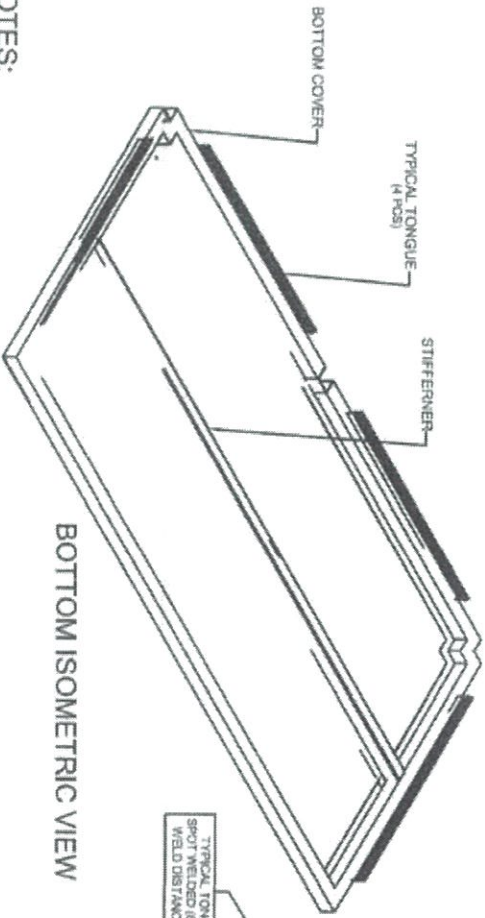
**CABINET FOR TVL**  
 CABINET DESIGN # 1

**DepED-BLR**

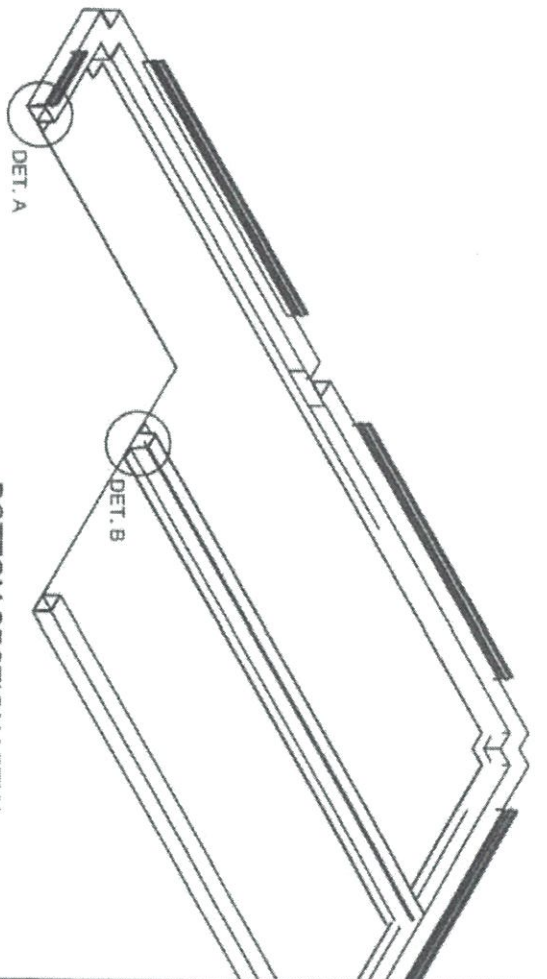
GOVERNMENT PROPERTY



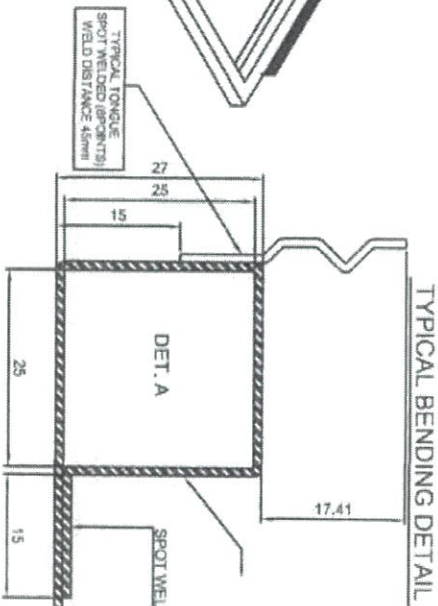
TOP VIEW



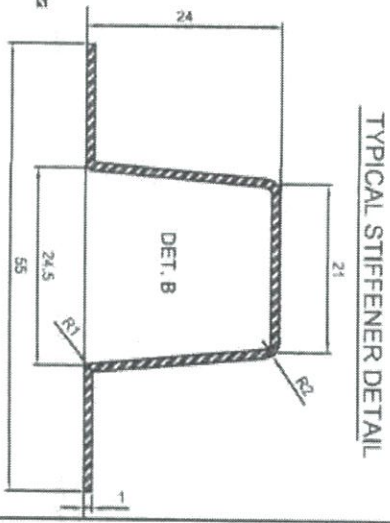
BOTTOM ISOMETRIC VIEW



BOTTOM SECTION VIEW



TYPICAL BENDING DETAIL



TYPICAL STIFFENER DETAIL

SECTION VIEW

SECTION VIEW

GOVERNMENT PROPERTY

- NOTES:**
1. All dimensions are in millimeter unless otherwise specified
  2. Remove burrs and sharp edges.

**TOLERANCES FOR LENGTH GAUGING**

Grade of Accuracy	Number Size	Over	Over	Over	Over
Medium	0.5 to 3	+0.10	+0.10	+0.20	+0.30
	3 to 6	+0.10	+0.10	+0.20	+0.30
Fine	6 to 30	+0.05	+0.05	+0.10	+0.15
	30 to 120	+0.03	+0.03	+0.05	+0.07
Extra Fine	120 to 400	+0.02	+0.02	+0.03	+0.04
	400 to 1000	+0.01	+0.01	+0.02	+0.02

**TOLERANCES FOR RADIUS & CHAMFERS**

Grade of Accuracy	Number Size	Over	Over	Over	Over
Medium	0.5 to 3	+0.20	+0.20	+0.40	+0.60
	3 to 6	+0.20	+0.20	+0.40	+0.60
Fine	6 to 30	+0.10	+0.10	+0.20	+0.30
	30 to 120	+0.05	+0.05	+0.10	+0.15
Extra Fine	120 to 400	+0.02	+0.02	+0.03	+0.04
	400 to 1000	+0.01	+0.01	+0.02	+0.02

Date	JUNE 2017	Scale	(NTS)
Conceptualized by			
Drawn by	B. C. Lisondra	Q.C. Checked by	
Designed by	B. C. Lisondra	Checked by	R. H. Nerf
Recommended by	R. C. Zaregozam, S. Maquilas		
Approved by	R. C. La Rosa		

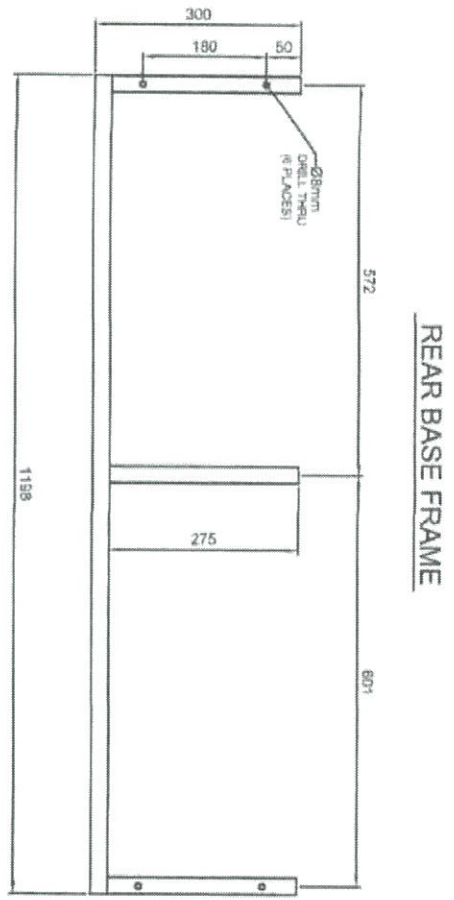
Item Name  
**BOTTOM COVER DETAIL**

Material  
**1mm THICK COLD-ROLLED STEEL SHEET**

**CABINET FOR TYPISTIC  
CABINET DESIGN**

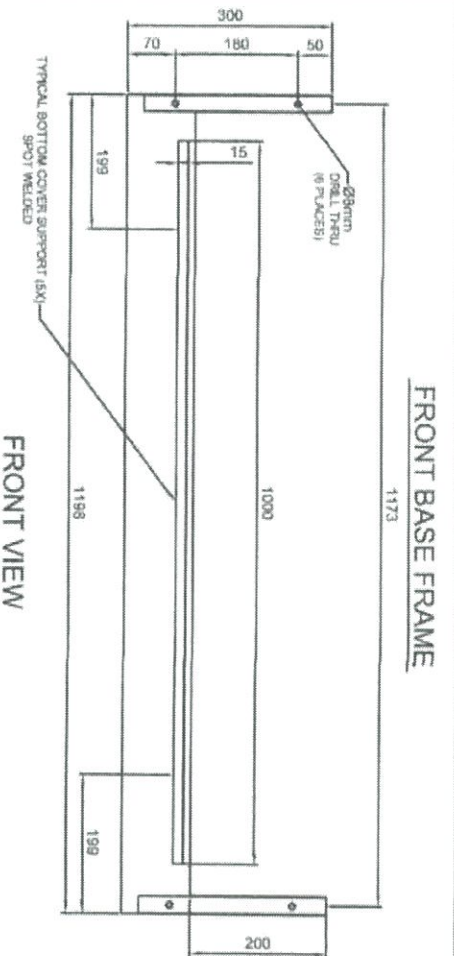
**DepED-BLR**

AGRICULTURE  
EDUCATION  
HEALTH  
INDUSTRIES  
LABOR  
LIVELIHOODS  
NATURAL RESOURCES  
PLANNING  
SOCIAL WELFARE  
TECHNOLOGY AND INFORMATION COMMUNICATIONS  
TRAINING



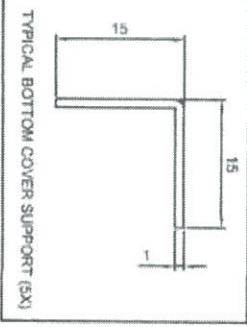
REAR BASE FRAME

FRONT VIEW

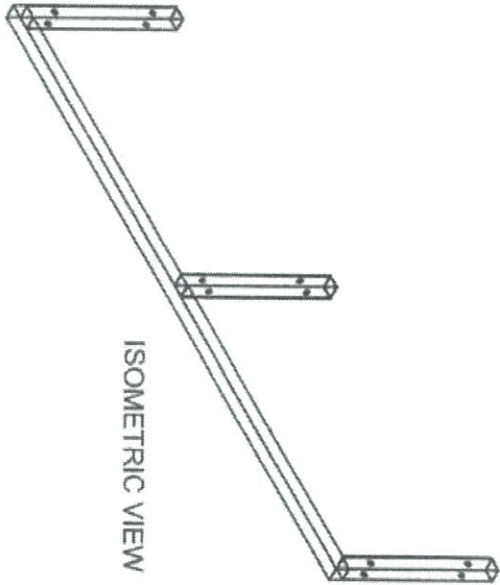


FRONT BASE FRAME

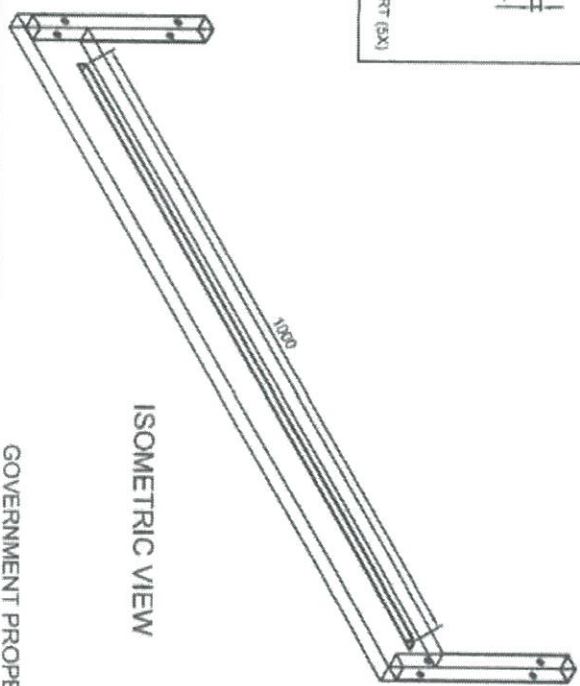
FRONT VIEW



TYPICAL BOTTOM COVER SUPPORT (SX)



ISOMETRIC VIEW



ISOMETRIC VIEW

- NOTES:
1. All dimensions are in millimeter unless otherwise specified
  2. Remove burrs and sharp edges.

TOLERANCES FOR LENGTH GAUGING

Grade of Accuracy	Max/min Size	Over 0.5 to 3	Over 3 to 6	Over 6 to 30	Over 30 to 120	Over 120 to 400
Minimum		+ 0.10	+ 0.10	+ 0.20	+ 0.30	+ 0.50

TOLERANCES FOR RADIUS & CHAMFERS

Grade of Accuracy	Max/min Size	Over 0.5 to 3	Over 3 to 6	Over 6 to 30	Over 30 to 120
Smooth		+ 0.20	+ 0.20	+ 0.50	+ 1.00

SYMBOL	REVISION	DATE	BY

Date: JUNE 2017 Scale: (NTS)

Conceptualized by: [Signature]

Drawn by: B C Lisondra

Designed by: G.C. Oncked by: R.H. Neri

Recommended by: R.C. Zatezora/M.S. Macuilas

Approved by: R.C. La Rosa

Item Name: BASE FRAMES DETAIL

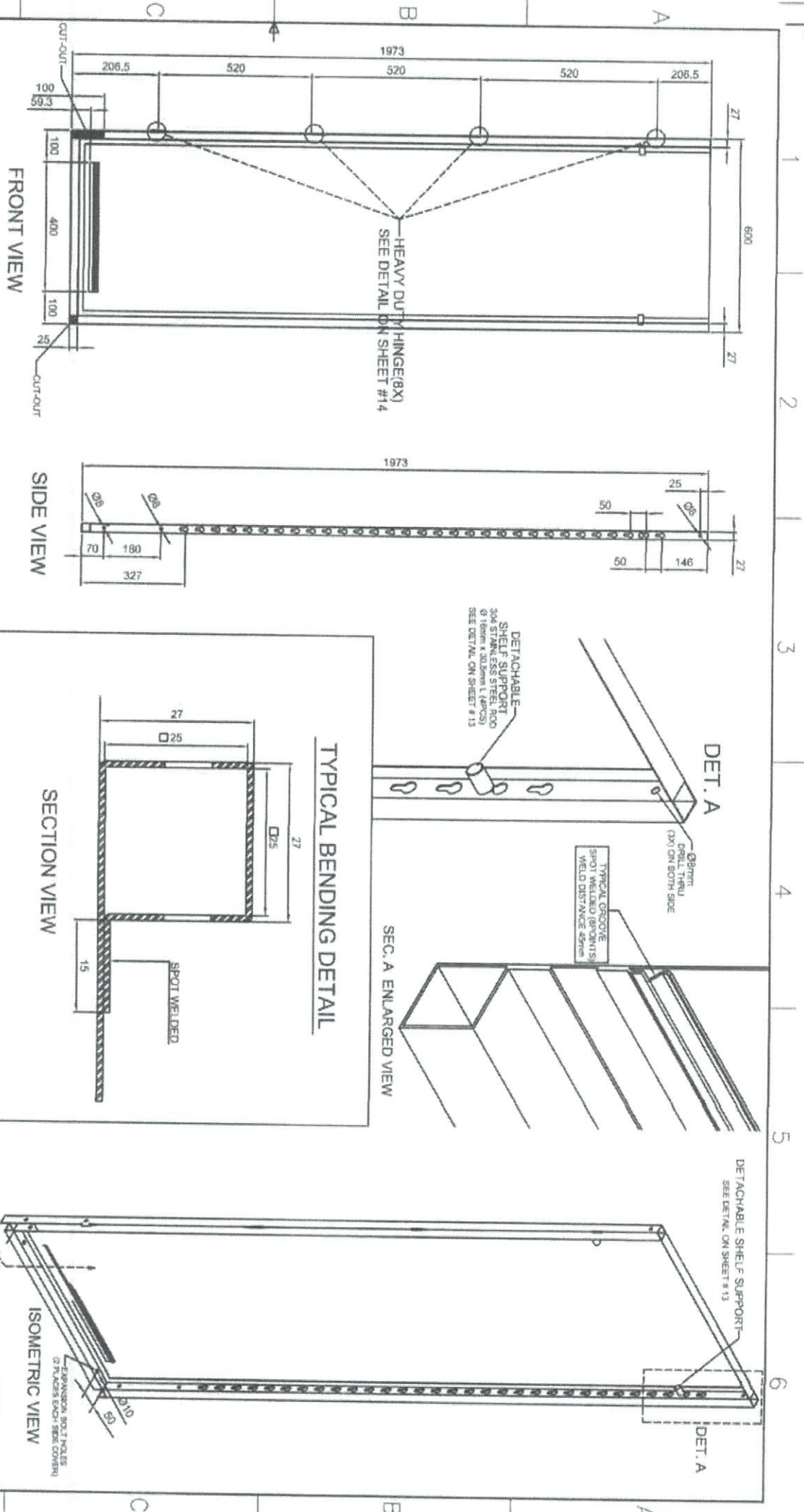
Material: THICK COLD-ROLLED STEEL SHEET

GOVERNMENT PROPERTY

CABINET FOR TML  
CABINET DESIGN # 1

DepED-BLR





- NOTES:**
1. All dimensions are in millimeter unless otherwise specified
  2. Remove burrs and sharp edges.

**TOLERANCES FOR LENGTH GAUGING**

Grade of Accuracy	Nominal Size	Over	Under	Over	Under
Medium	0.5 to 3	0.10	0.15	0.10	0.15
	3 to 6	0.15	0.20	0.15	0.20
Fine	6 to 30	0.10	0.15	0.10	0.15
	30 to 120	0.08	0.12	0.08	0.12
Extra Fine	120 to 400	0.05	0.08	0.05	0.08
	400 to 1000	0.03	0.05	0.03	0.05

**TOLERANCES FOR RADIUS & CHAMFERS**

Grade of Accuracy	Nominal Size	Over	Under	Over	Under
Medium	0.5 to 3	0.10	0.15	0.10	0.15
	3 to 6	0.15	0.20	0.15	0.20
Fine	6 to 30	0.10	0.15	0.10	0.15
	30 to 120	0.08	0.12	0.08	0.12
Extra Fine	120 to 400	0.05	0.08	0.05	0.08
	400 to 1000	0.03	0.05	0.03	0.05

DATE	BY	REVISION	SYM
JUNE 2017 <td>B. C. Lisondra <td></td> <td></td> </td>	B. C. Lisondra <td></td> <td></td>		

Date: JUNE 2017  
 Scale: (NTS)  
 Conceptionalized by: B. C. Lisondra  
 Drawn by: B. C. Lisondra  
 Designed by: Q.C. Checked by: R.H. Meri  
 Recommended by: R.C. Zaragoza, M.S. Maquillas  
 Approved by: R. C. La Rosa

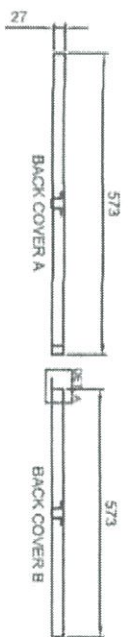
Item Name: TYPICAL SIDE COVER DETAIL  
 Material: 1mm THICK COLD-ROLLED STEEL SHEET

**CABINET FOR TV  
 CABINET DESIGN # 1**

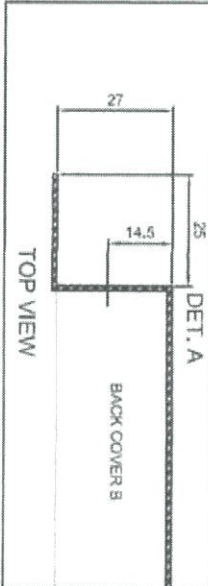
**GOVERNMENT PROPERTY**

**DepED-BLR**

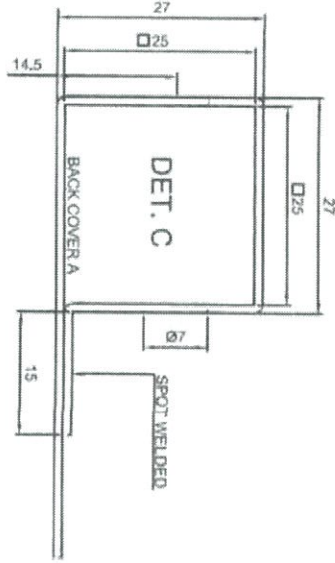




TOP VIEW

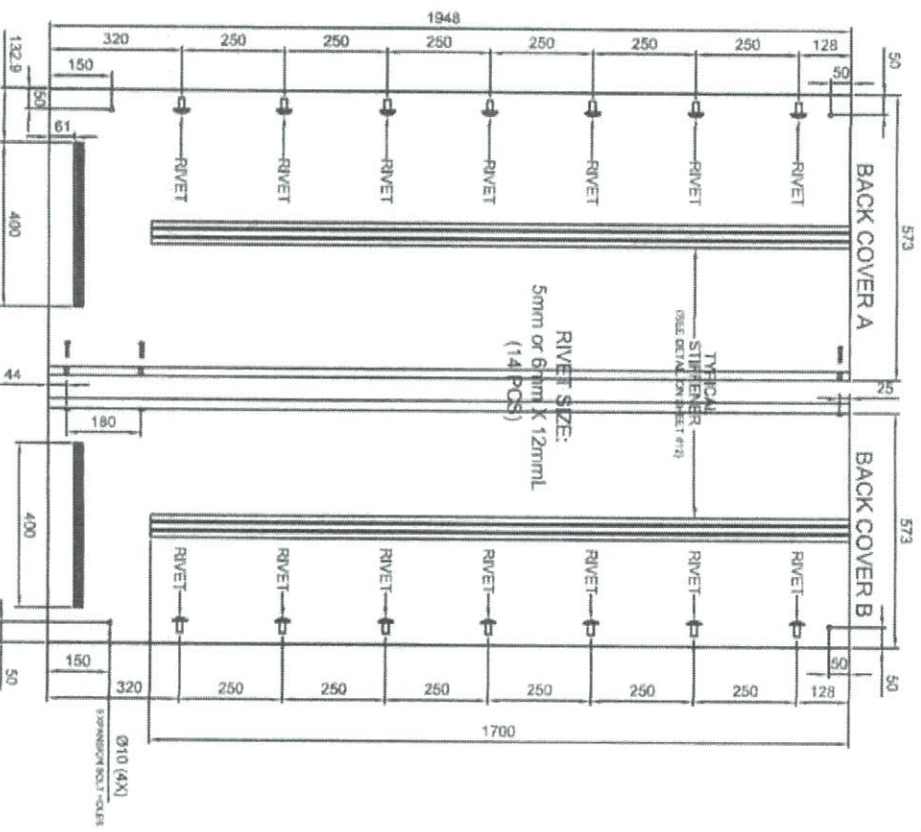


TOP VIEW

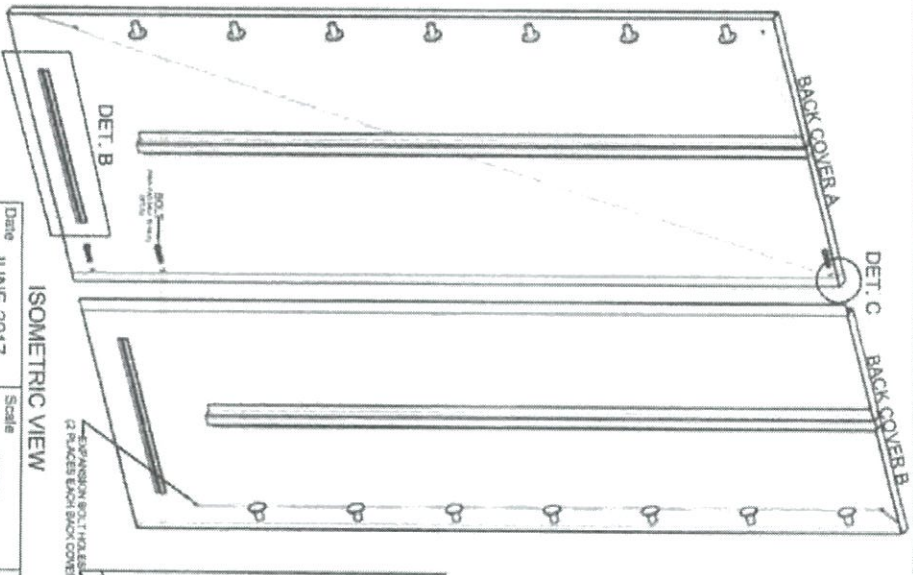


TYPICAL BENDING DETAIL

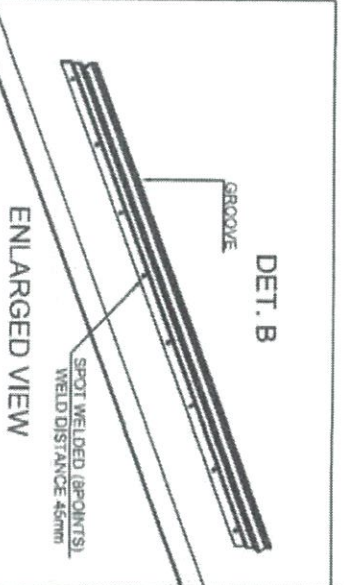
TOP VIEW



FRONT VIEW



ISOMETRIC VIEW



ENLARGED VIEW

NOTES:  
1. All dimensions are in millimeter unless otherwise specified  
2. Remove burrs and sharp edges.

TOLERANCES FOR LENGTH GAUGING

Grade of Accuracy	Appraisal Size	Over	Over	Over	Over
Medium	0.5 to 3	+ 0.10	+ 0.10	+ 0.20	+ 0.30
Accuracy	3 to 6	+ 0.10	+ 0.10	+ 0.20	+ 0.30
	6 to 30	+ 0.10	+ 0.10	+ 0.20	+ 0.30
	30 to 120	+ 0.10	+ 0.10	+ 0.20	+ 0.30
	120 to 480	+ 0.10	+ 0.10	+ 0.20	+ 0.30

TOLERANCES FOR RADII & CHAMFERS

Grade of Accuracy	Number Size	Over	Over	Over	Over
Shrink	0.5 to 3	+ 0.20	+ 0.20	+ 0.30	+ 0.40
Medium	3 to 6	+ 0.20	+ 0.20	+ 0.30	+ 0.40
	6 to 30	+ 0.20	+ 0.20	+ 0.30	+ 0.40
	30 to 120	+ 0.20	+ 0.20	+ 0.30	+ 0.40

Grade of Accuracy	Number Size	Over	Over	Over	Over
Shrink	0.5 to 3	+ 0.20	+ 0.20	+ 0.30	+ 0.40
Medium	3 to 6	+ 0.20	+ 0.20	+ 0.30	+ 0.40
	6 to 30	+ 0.20	+ 0.20	+ 0.30	+ 0.40
	30 to 120	+ 0.20	+ 0.20	+ 0.30	+ 0.40

Grade of Accuracy	Number Size	Over	Over	Over	Over
Shrink	0.5 to 3	+ 0.20	+ 0.20	+ 0.30	+ 0.40
Medium	3 to 6	+ 0.20	+ 0.20	+ 0.30	+ 0.40
	6 to 30	+ 0.20	+ 0.20	+ 0.30	+ 0.40
	30 to 120	+ 0.20	+ 0.20	+ 0.30	+ 0.40

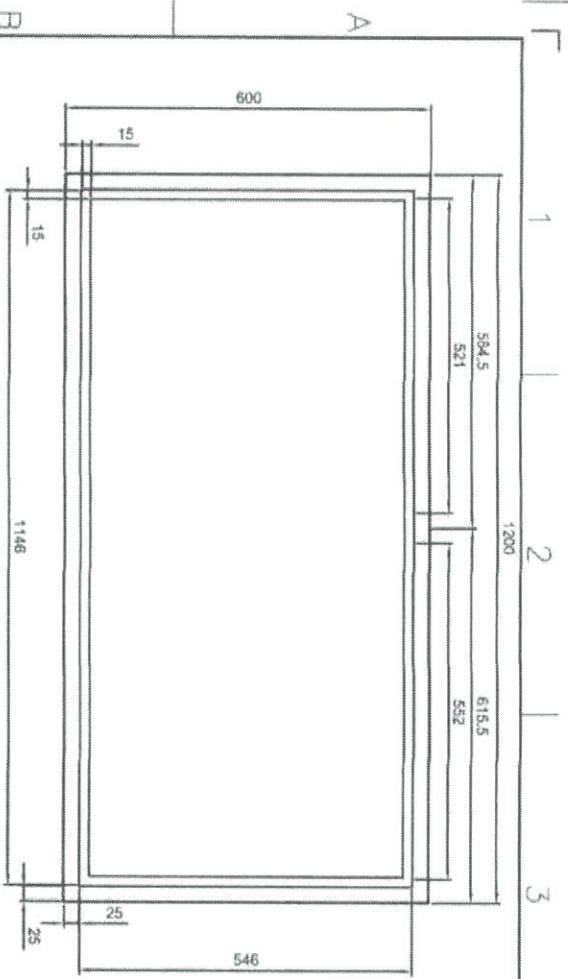
Date	Scale
JUNE 2017	(NTS)

Conceptualized by \_\_\_\_\_  
 Drawn by B. C. Lisondra  
 Designing by Q.C. Checked by R. H. Meri  
 Recommended by R. C. Zaragoza/M. S. Maguillas  
 Approved by R. C. La Rosa

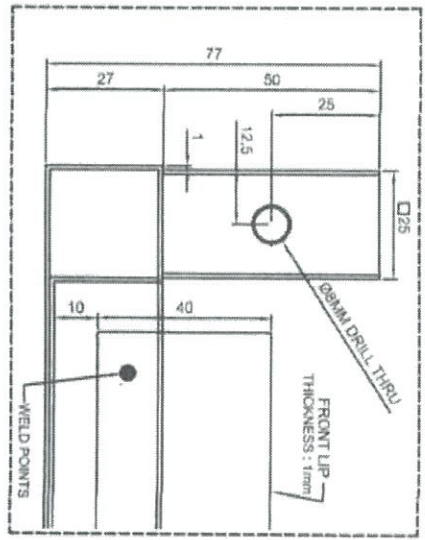
Item Name: BACK COVER A AND BACK COVER B DETAIL  
 Material: 1mm THICK COLD-ROLLED STEEL SHEET

GOVERNMENT PROPERTY  
 CABINET DESIGN # 1  
 DepED-BLR

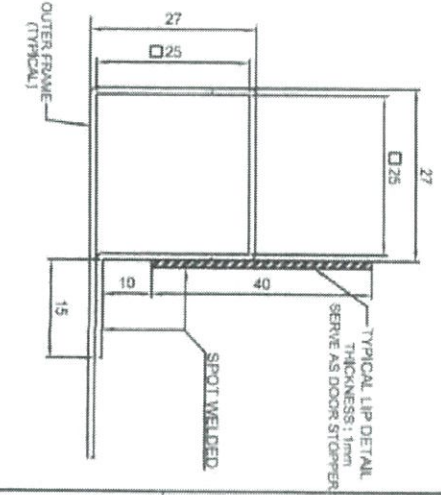




TOP VIEW

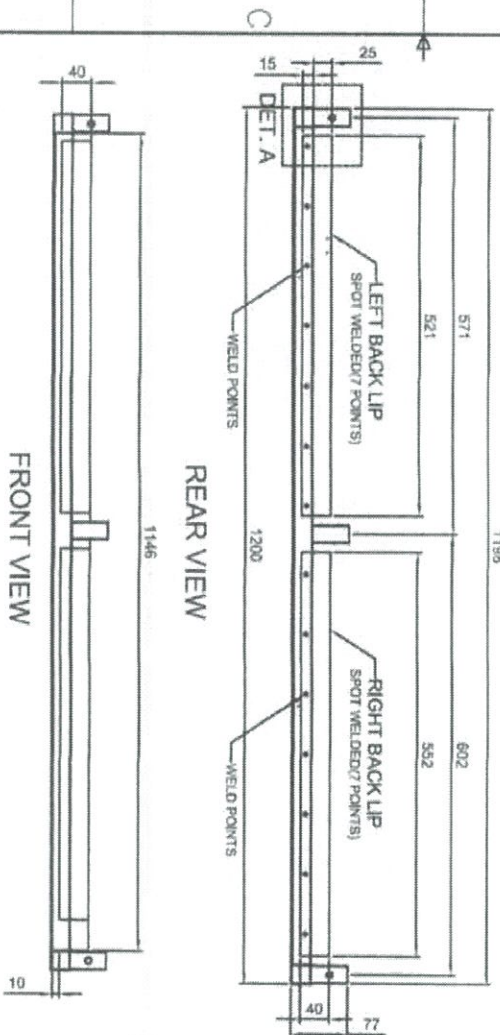


DET. A



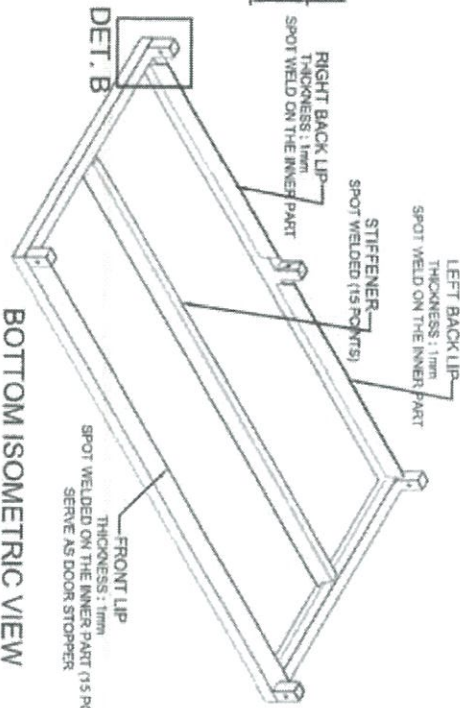
SECTION VIEW

TYPICAL BENDING DETAIL

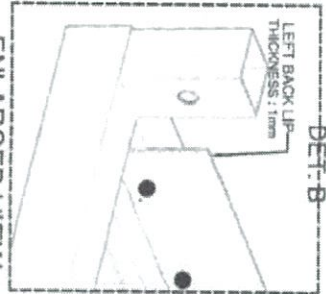


FRONT VIEW

REAR VIEW



BOTTOM ISOMETRIC VIEW



ENLARGED VIEW

- NOTES:**
1. All dimensions are in millimeter unless otherwise specified
  2. Remove burrs and sharp edges.

**TOLERANCES FOR LENGTH GAUGING**

Grade of Accuracy	Normal Size	Over 3 to 6	Over 6 to 30	Over 30 to 120	Over 120 to 400
Medium	± 0.10	± 0.10	± 0.20	± 0.30	± 0.50

**TOLERANCES FOR RADIUS & CHAMFERS**

Grade of Accuracy	Normal Size	Over 3 to 6	Over 6 to 30	Over 30 to 120	Over 120 to 400
Medium	± 0.10	± 0.10	± 0.20	± 0.30	± 0.50

Grade of Accuracy	Normal Size	Over 3 to 6	Over 6 to 30	Over 30 to 120	Over 120 to 400
Medium	± 0.10	± 0.10	± 0.20	± 0.30	± 0.50

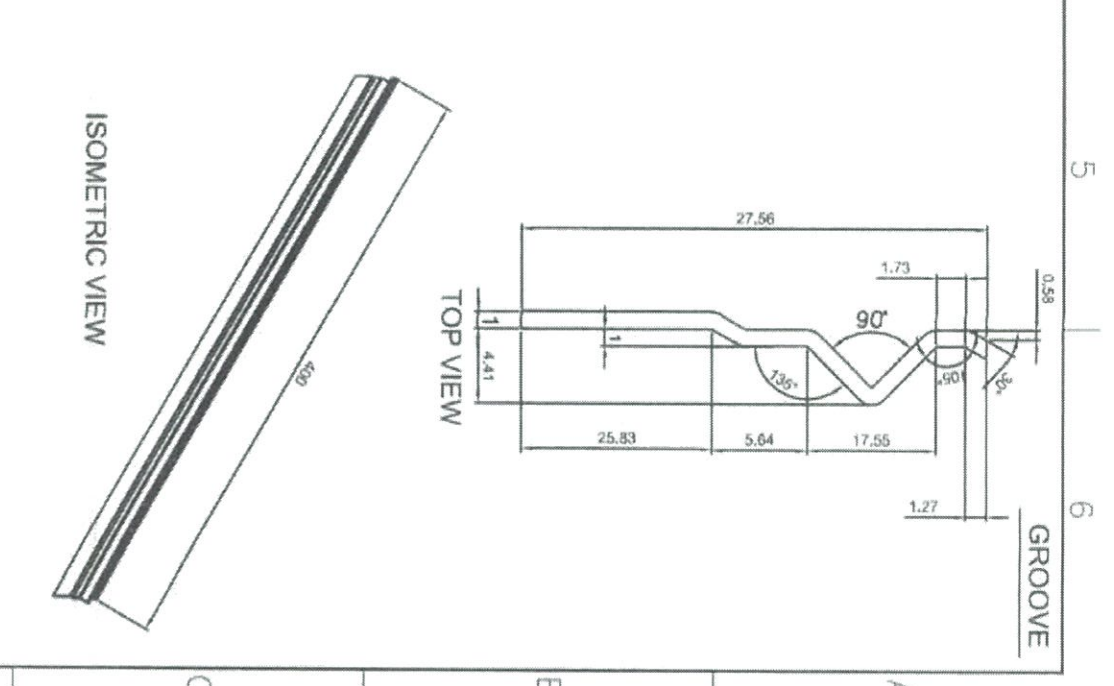
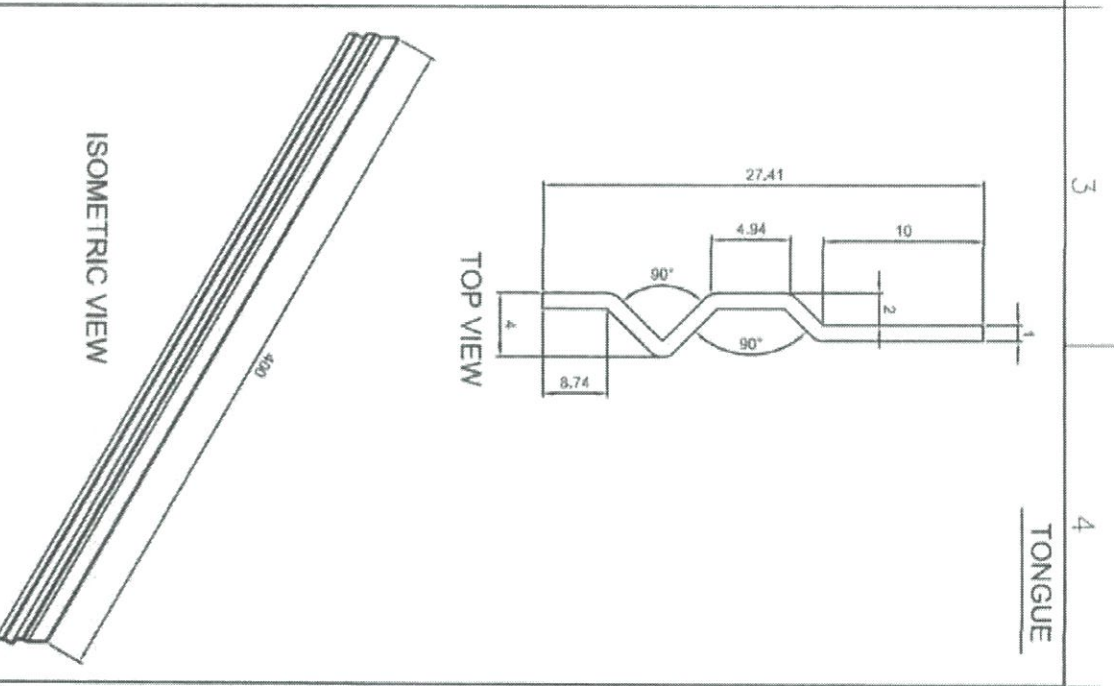
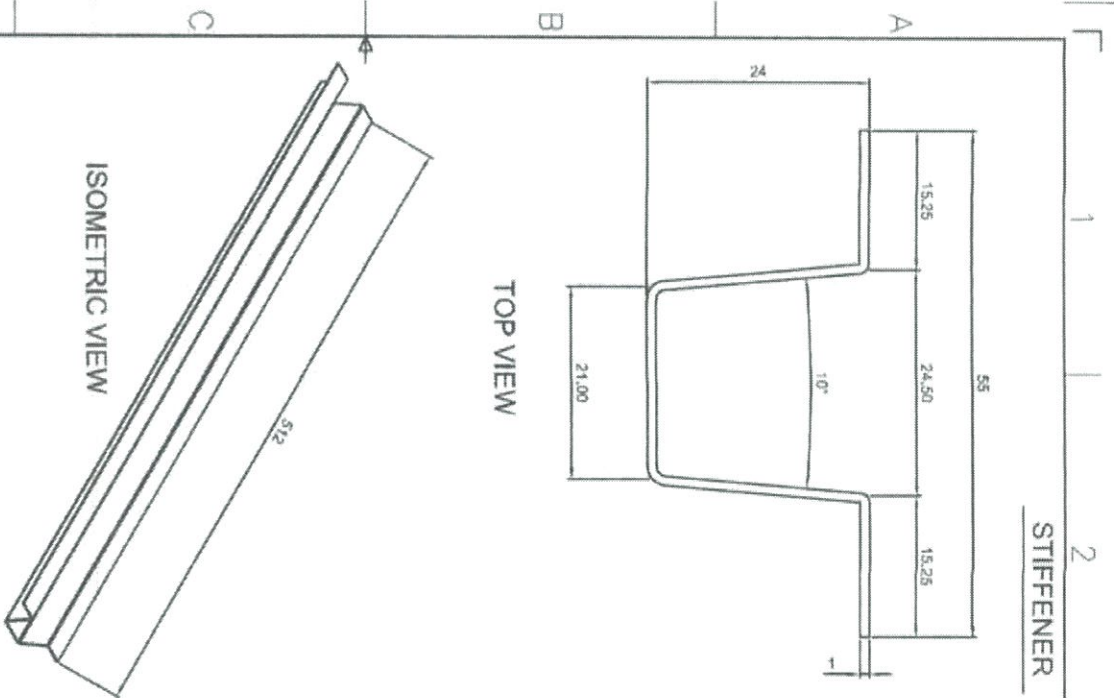
Date	JUNE 2017	Scale	(NTS)
Conceptualized by			
Drawn by	B C Lisondra	Checked by	R. C. La Rosa
Designed by	B C Lisondra	Q.C. Checked by	R. C. La Rosa
Material	TOP COVER DETAIL		
Item Name	CABINET FOR TV		
Material	THIN THICK COLD-ROLLED STEEL SHEET		
Design	CABINET DESIGN 1		

Recommended by: R. C. Zaragozam, S. Maquilas  
 Approved by: R. C. La Rosa



**DepED-BLR**





**NOTES:**  
 1. All dimensions are in millimeter unless otherwise specified  
 2. Remove burrs and sharp edges.

**TOLERANCES FOR LENGTH GAUGING**

Grade of Accuracy	Nominal Size	Over	Under	Over	Under
Medium	0.5 to 3	+0.10	-0.10	+0.20	-0.20
	3 to 6	+0.15	-0.15	+0.30	-0.30
Fine	6 to 30	+0.10	-0.10	+0.20	-0.20
	30 to 120	+0.10	-0.10	+0.20	-0.20
Smooth	120 to 400	+0.10	-0.10	+0.20	-0.20
	400 to 1200	+0.10	-0.10	+0.20	-0.20

**TOLERANCES FOR RADII & CHAMFERS**

Grade of Accuracy	Nominal Size	Over	Under	Over	Under
Medium	0.5 to 3	+0.20	-0.20	+0.40	-0.40
	3 to 6	+0.30	-0.30	+0.60	-0.60
Fine	6 to 30	+0.20	-0.20	+0.40	-0.40
	30 to 120	+0.20	-0.20	+0.40	-0.40

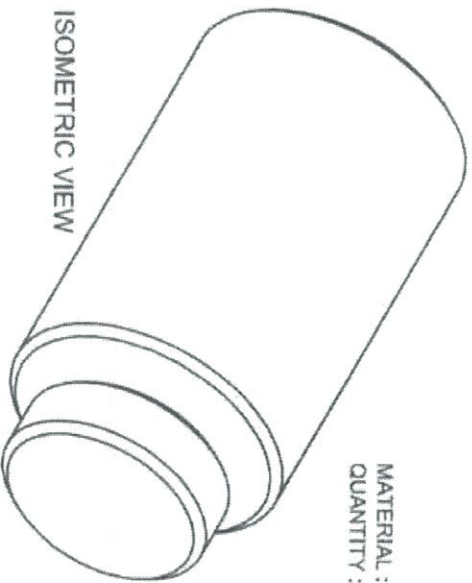
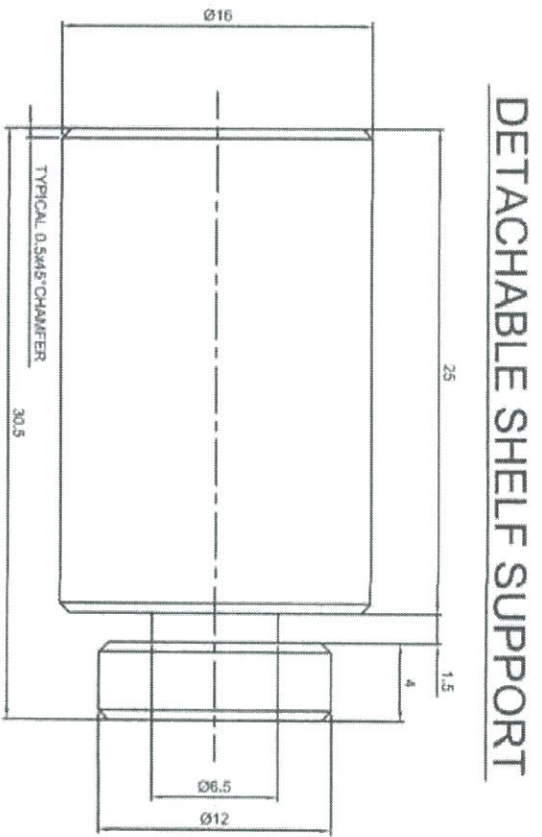
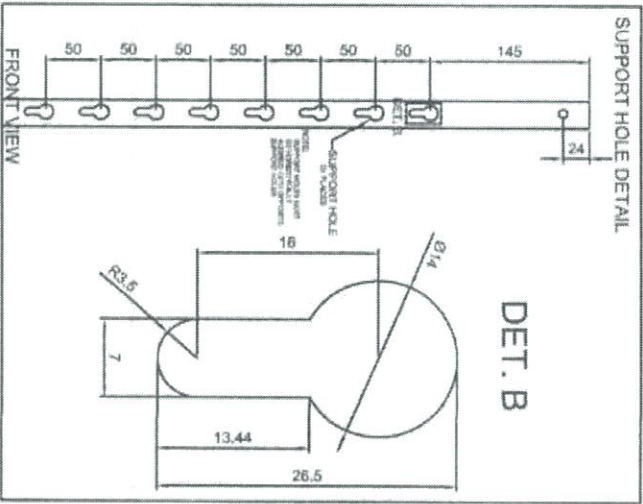
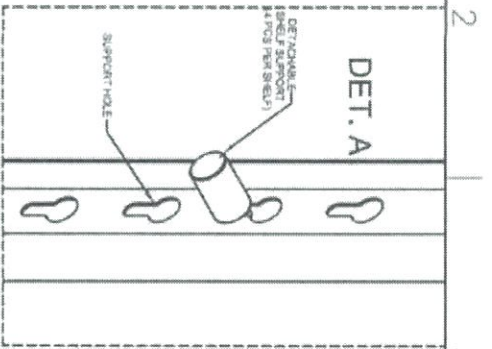
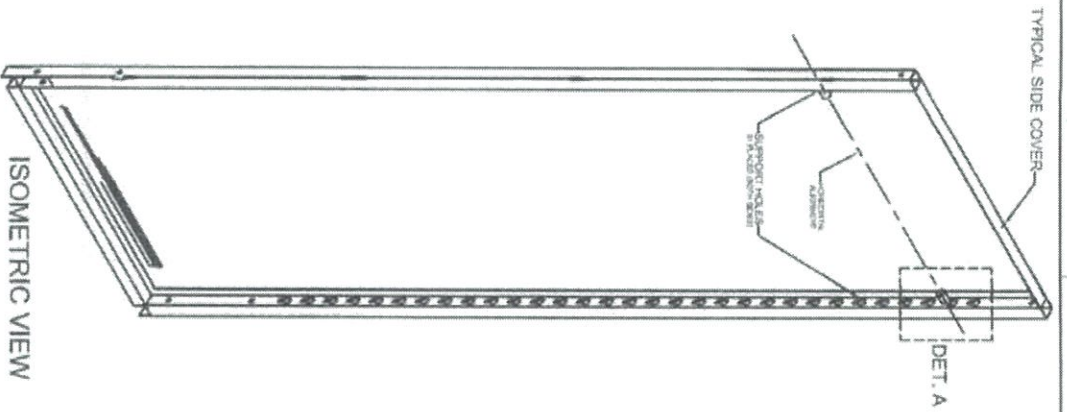
Date: JUNE 2017  
 Scale: (NTS)  
 Drawn by: B C Lisondra  
 Checked by: R H Neri  
 Recommended by: R. C. Zaragoza, M. S. Maculias  
 Approved by: R. C. La Rosa

Item Name: CABINET FOR STYL  
 CABINET DESIGN 1  
 Material: TYPICAL LOCKING AND REINFORCEMENT DESIGN  
 Trim THICK COLD-ROLLED STEEL SHEET

GOVERNMENT PROPERTY

DepED-BLR





MATERIAL : STAINLESS STEEL 304  
 QUANTITY : 4 PCS. PER SHELF

GOVERNMENT PROPERTY

- NOTES:**
1. All dimensions are in millimeter unless otherwise specified
  2. Remove burrs and sharp edges.

**TOLERANCES FOR LENGTH GAUGING**

Grade of Accuracy	Normal Size	Over 0.5 to 3	Over 3 to 6	Over 6 to 30	Over 30 to 100	Over 100 to 400
Medium		± 0.10	± 0.10	± 0.20	± 0.30	± 0.50

**TOLERANCES FOR RADIUS & CHAMFERS**

Grade of Accuracy	Normal Size	Over 0.5 to 3	Over 3 to 6	Over 6 to 30	Over 30 to 120	Over 120 to 400
Medium		± 0.25	± 0.50	± 1.00	± 1.50	± 2.00

SYMBOL	REVISION	DATE	BY

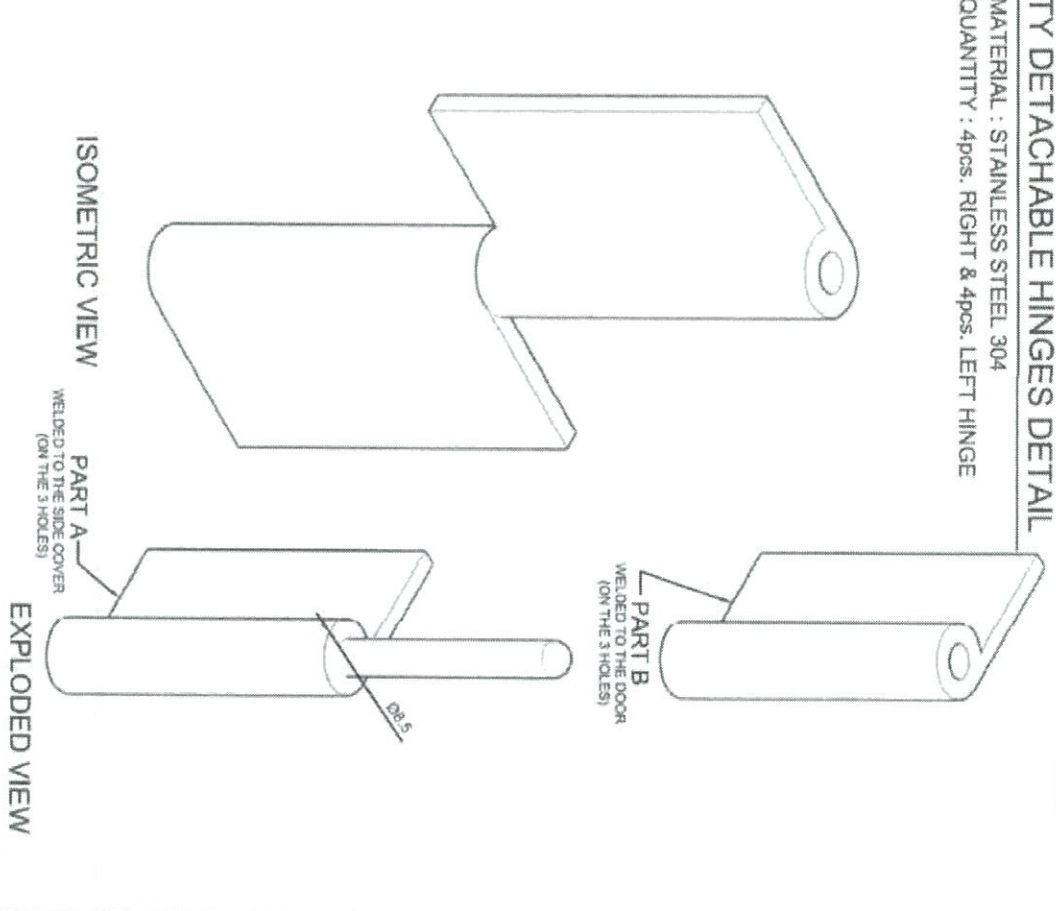
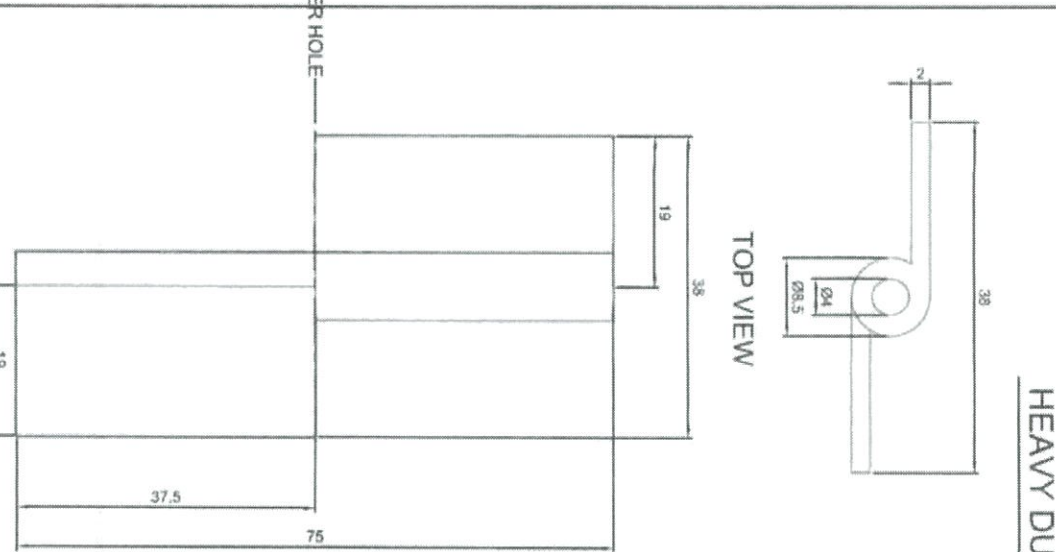
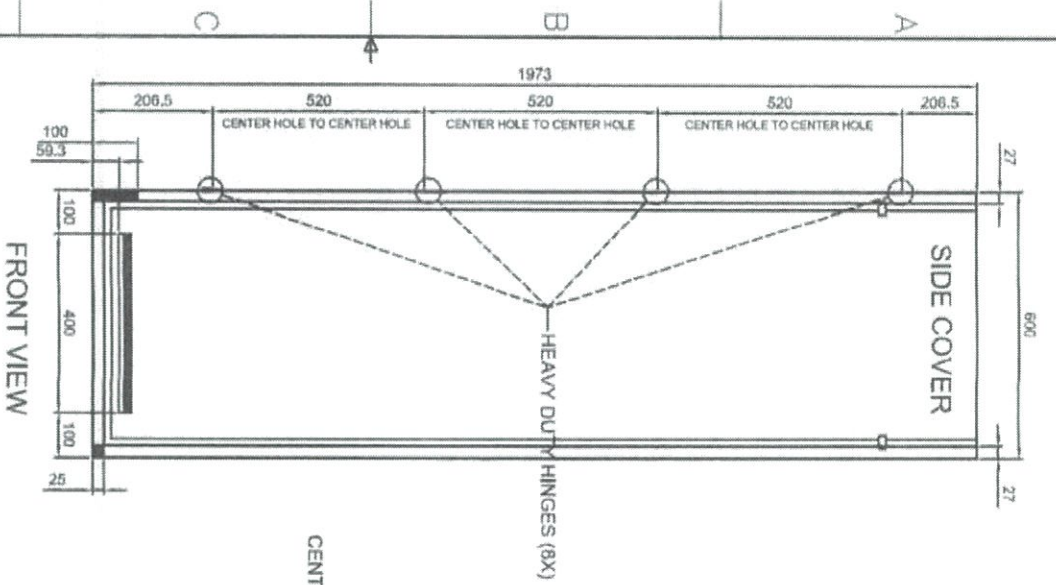
Date	JUNE 2017	Scale	(NTS)
Conceptualized by			
Drawn by	B C Lisondra	Q.C. Checked by	
Designed by	B C Lisondra		
Recommended by	R.H. Meri		
Approved by	R. C. Zaragozam, S. Macullias		
	F. C. La Rosa		

Item Name: CABINET FOR STYL  
 CABINET DESIGN # 1

Material: DETACHABLE SHELF SUPPORT PIN

1mm THICK COLD-ROLLED STEEL SHEET

DepED-BLR



### HEAVY DUTY DETACHABLE HINGES DETAIL

MATERIAL : STAINLESS STEEL 304  
 QUANTITY : 4pcs. RIGHT & 4pcs. LEFT HINGE

- NOTES:**
1. All dimensions are in millimeter unless otherwise specified
  2. Remove burrs and sharp edges.

#### TOLERANCES FOR LENGTH GAUGING

Grade of Accuracy	Normal Size	Over	Under	Over	Under
Maximum	0.5 to 3	+0.10	-0.10	+0.20	-0.20
Minimum	3 to 6	+0.10	-0.10	+0.20	-0.20
	6 to 30	+0.10	-0.10	+0.20	-0.20
	30 to 120	+0.10	-0.10	+0.20	-0.20
	120 to 400	+0.10	-0.10	+0.20	-0.20

#### TOLERANCES FOR RADIUS & CHAMFERS

Grade of Accuracy	Normal Size	Over	Under	Over	Under
Maximum	0.5 to 3	+0.10	-0.10	+0.20	-0.20
Minimum	3 to 6	+0.10	-0.10	+0.20	-0.20
	6 to 30	+0.10	-0.10	+0.20	-0.20
	30 to 120	+0.10	-0.10	+0.20	-0.20
	120 to 400	+0.10	-0.10	+0.20	-0.20

#### FRONT VIEW

#### TOP VIEW

#### ISOMETRIC VIEW

#### EXPLODED VIEW

Date	JUNE 2017	Scale	(NTS)
Conceptualized by			
Drawn by	B. C. Lisondra	Checked by	A. C. [Signature]
Designed by	B. C. Lisondra		
Recommended by	R. H. Merf		
Approved by	R. C. Zaragosa/M. S. Macullias		
Approved by	R. C. La Rosa		

Item Name: **DETACHABLE HINGE DETAIL**

Material: **1mm THICK COLD-ROLLED STEEL SHEET**

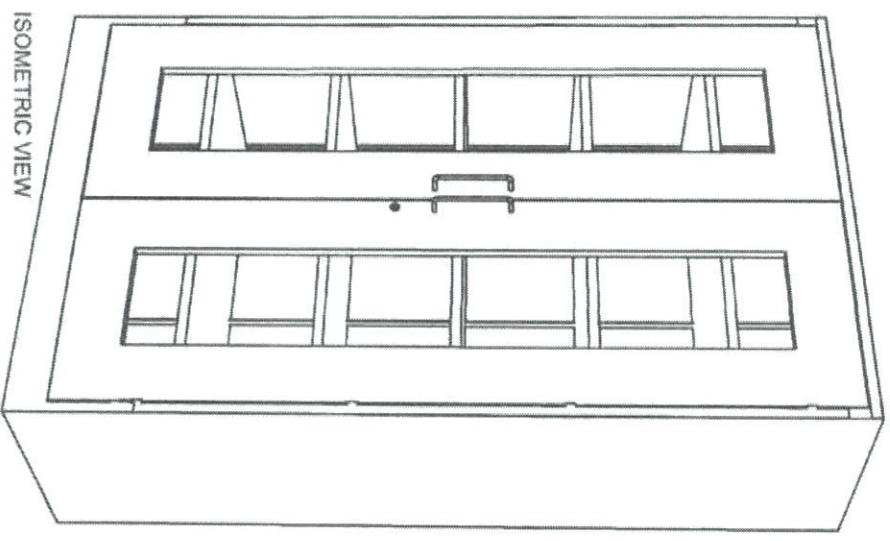
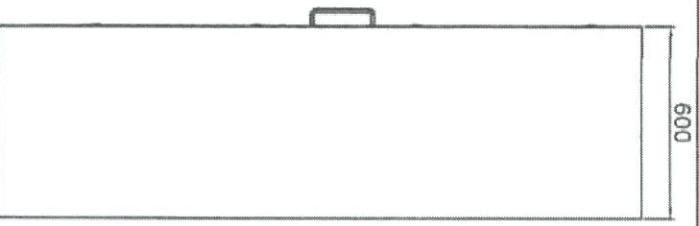
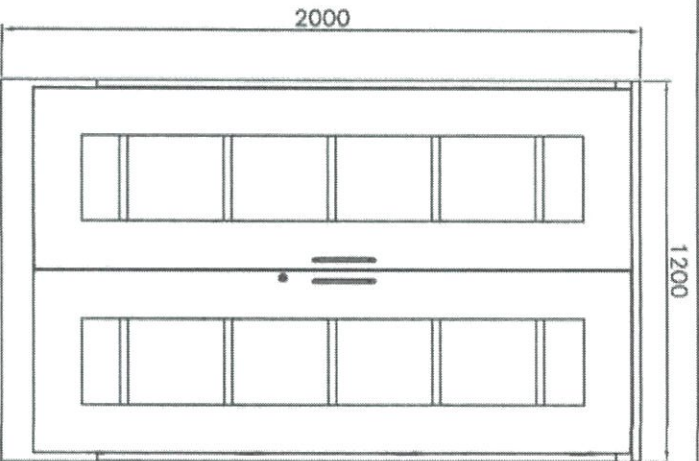
**DepED-BLR**

**GOVERNMENT PROPERTY**

**CABINET FOR TVL**  
**CABINET DESIGN # 1**

**DepEd Division Office - Marikina**





**Description :**

Finish : Polished  
 Material : 1.00mm Thick Stainless Steel 304 Sheet, 6mm thick Flex-Glass Door  
 Size : 2.0 meters x 1.20 meters x 0.6 meters  
 Feature : Durable and Fashionable

**About Cabinet :**

1. 1.00mm thickness stainless steel 304 sheet then polished.
2. The cabinet body's material is stainless steel 304.
3. 2 Swinging flex-glass doors with 2pcs stainless steel 304 handle bars (10mm diameter Stainless Steel 304 Round Bar x 7in. screw mounted in between center, 1 set (Full door CAM locking system w/ key), and 4 heavy duty detachable hinges( 3 inches long) on each door.
4. 5 Adjustable and detachable shelves with support set.
5. Locking system will make the assembly sturdy even without the rivets.
6. Cabinet must be mounted on the WALL or FLOOR using 4pcs. M8 x 2 inches EXPANSION BOLT with washer.
7. Locking system will make the assembly sturdy even without the rivets.
8. Locking system of the collapsible cabinet is subject to approval during sample evaluation.

**NOTES:**

1. All dimensions are in millimeter unless otherwise specified
2. Remove burrs and sharp edges.

**TOLERANCES FOR LENGTH GAUGING**

Grade of Accuracy	Normal	Over	Over	Over	Over
Medium	0.5 to 3	3 to 6	6 to 30	30 to 120	120 to 400
	+ 0.10	+ 0.10	+ 0.20	+ 0.30	+ 0.50

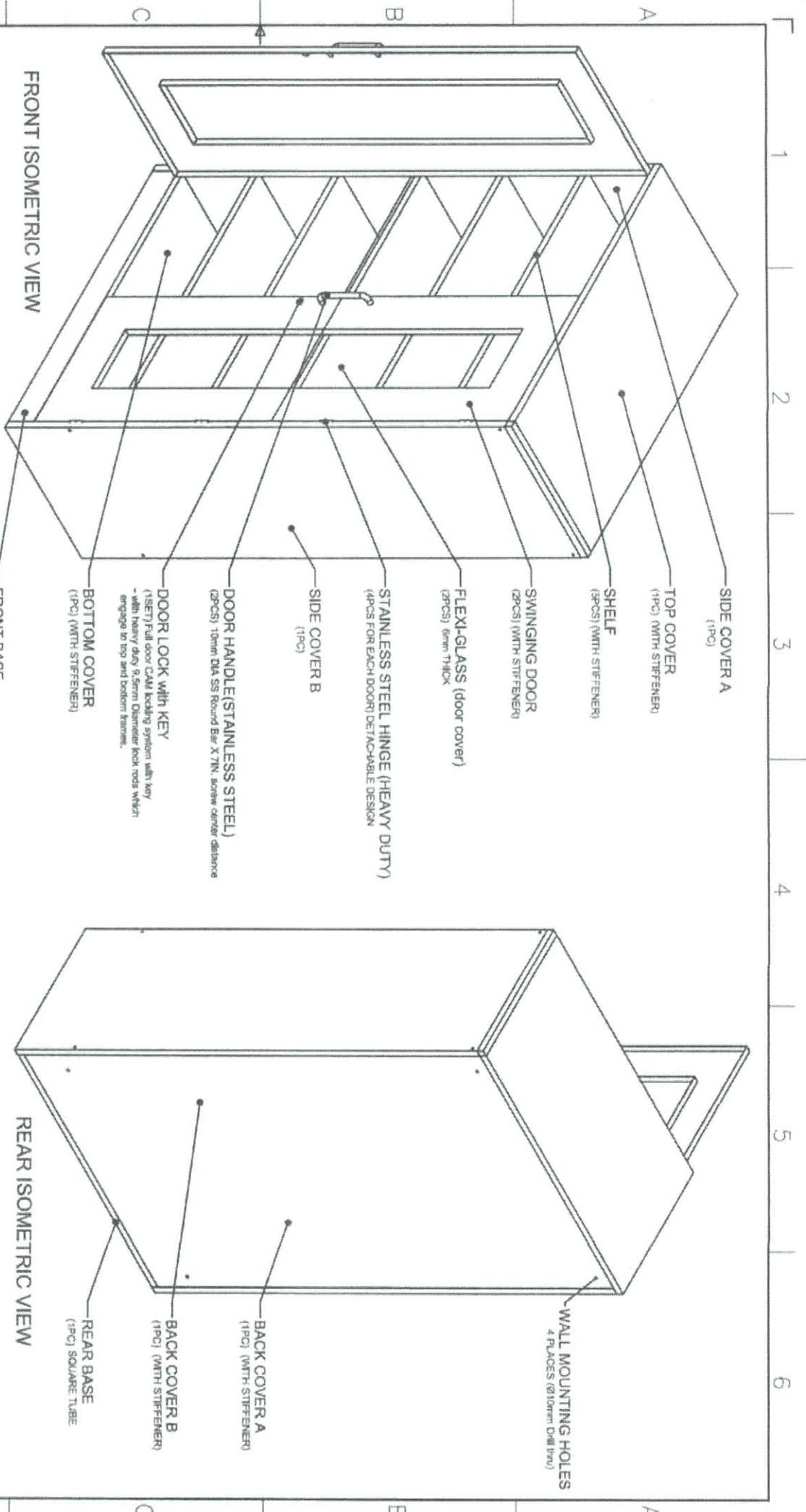
**TOLERANCES FOR RADIUS & CHAMFERS**

Grade of Accuracy	Normal	Over	Over	Over	Over
Medium	0.5 to 3	3 to 6	6 to 30	30 to 120	120 to 400
	+ 0.20	+ 0.20	+ 0.50	+ 1.00	+ 2.00

Date	JUNE 2017	Scale	(NTS)
Designed by	B C Lisondra	Checked by	R H Neri
Drawn by	B C Lisondra	Item Name	CABINET FOR STYL
Recommended by	R. C. Zafra	Material	COLLAPSIBLE STEEL CABINET ASSEMBLY
Approved by	R. C. La Rosa	Item Description	THICK STAINLESS STEEL 304 SHEET



**DepED-BLR**



**NOTES:**  
 1. All dimensions are in millimeter unless otherwise specified  
 2. Remove burrs and sharp edges.

**TOLERANCES FOR LENGTH GAUGING**

Grade of Accuracy	Nominal Size	Over	Under
Medium	0.5 to 3	+ 0.10	- 0.10
	3 to 6	+ 0.20	- 0.20
Fine	6 to 30	+ 0.05	- 0.05
	30 to 120	+ 0.10	- 0.10
Extra Fine	120 to 400	+ 0.05	- 0.05
	400 to 1000	+ 0.10	- 0.10

**TOLERANCES FOR RADII & CHAMFERS**

Grade of Accuracy	Nominal Size	Over	Under
Medium	0.5 to 3	+ 0.20	- 0.20
	3 to 6	+ 0.30	- 0.30
Fine	6 to 30	+ 0.10	- 0.10
	30 to 120	+ 0.20	- 0.20
Extra Fine	120 to 400	+ 0.10	- 0.10
	400 to 1000	+ 0.20	- 0.20

REVISION	DATE	BY

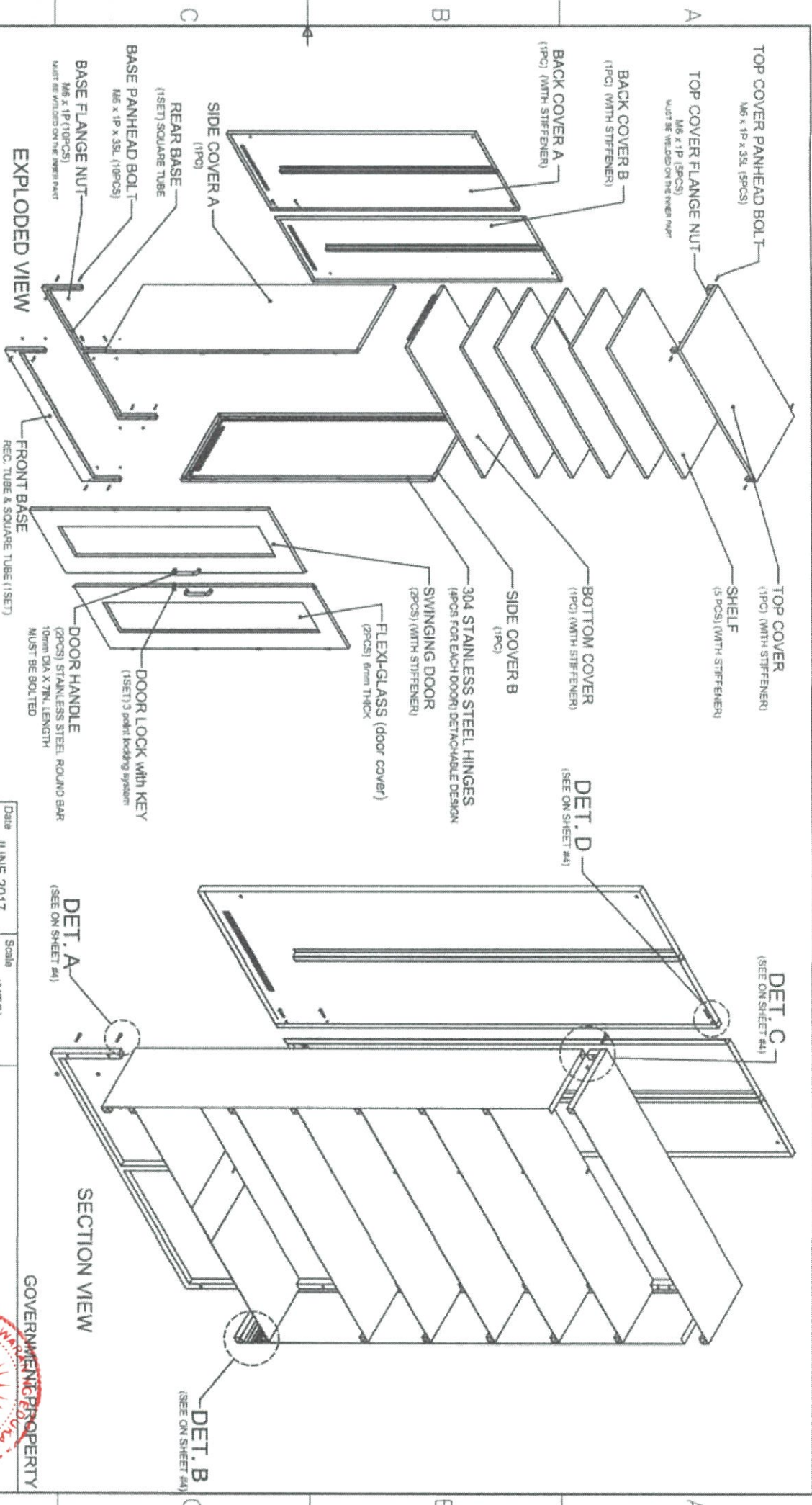
Date	JUNE 2017	Scale	(NTS)
Compu-Plotted by			
Drawn by	B. C. Lisondra	Q.C. Checked by	R. H. Merit
Designed by	B. C. Lisondra		
Recommeneded by	R. C. Zaragoza/M. S. Maguillas		
Approved by	R. C. La Rosa		

Item Name  
**COLLAPSIBLE STEEL CABINET ASS'Y (EMBL)**

Material  
 TRIM THICK STAINLESS STEEL 304 SHEET

DepEd-BlR

GOVERNMENT PROPERTY



**NOTES:**  
 1. All dimensions are in millimeter unless otherwise specified  
 2. Remove burrs and sharp edges.

**TOLERANCES FOR LENGTH GAUGING**

Grade of Accuracy	Nominal Size	Over	Under
Medium	0.5 to 3	+0.10	-0.10
	3 to 6	+0.20	-0.20
Fine	6 to 30	+0.10	-0.10
	30 to 120	+0.20	-0.20
Over	120 to 400	+0.30	-0.30
	400 to 1000	+0.50	-0.50

**TOLERANCES FOR RADIUS & CHAMFERS**

Grade of Accuracy	Nominal Size	Over	Under
Medium	0.5 to 3	+0.20	-0.20
	3 to 6	+0.50	-0.50
Fine	6 to 30	+0.20	-0.20
	30 to 120	+0.50	-0.50
Over	120 to 400	+1.00	-1.00
	400 to 1000	+2.00	-2.00

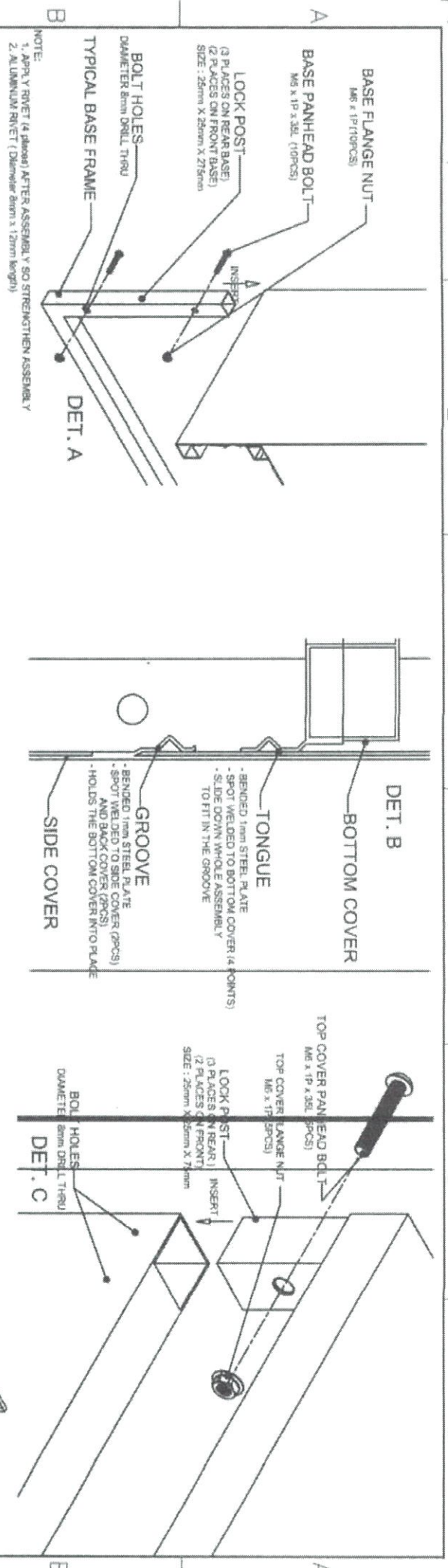
Date	JUNE 2017	Scale	(NTS)
Conceptualized by			
Drawn by	B C Lisondra	Checked by	R.C. Zarafozoza/M.S. Macquilias
Designed by	R.C. Zarafozoza	Reviewed by	R.H. Merf
Recommended by	R.C. Zarafozoza	Approved by	R.C. La Rosa

Item Name: **CABINET FOR TV**  
 Material: **COLLAPSIBLE STEEL CABINET ASSEMBLY**  
 1mm THICK STAINLESS STEEL 304 SHEET

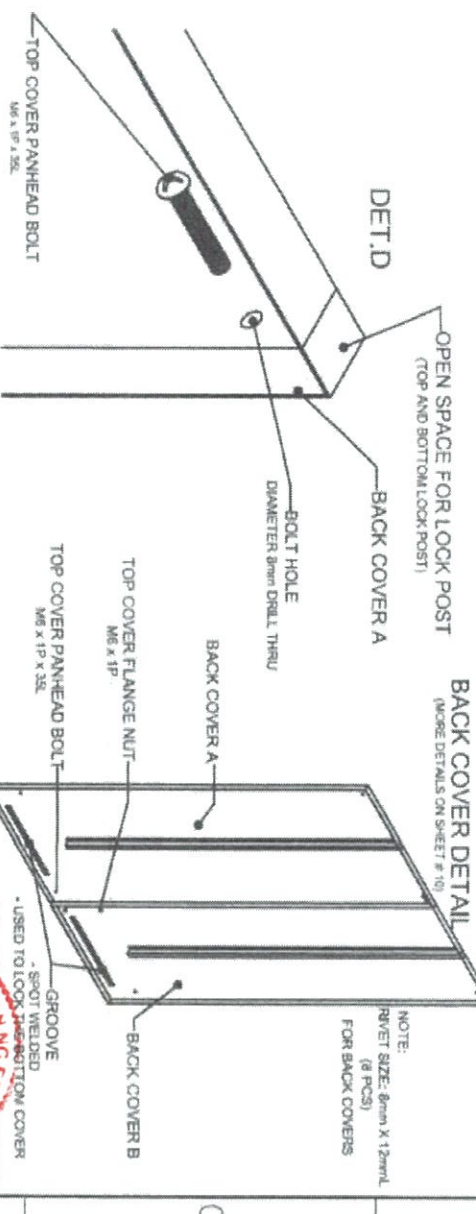
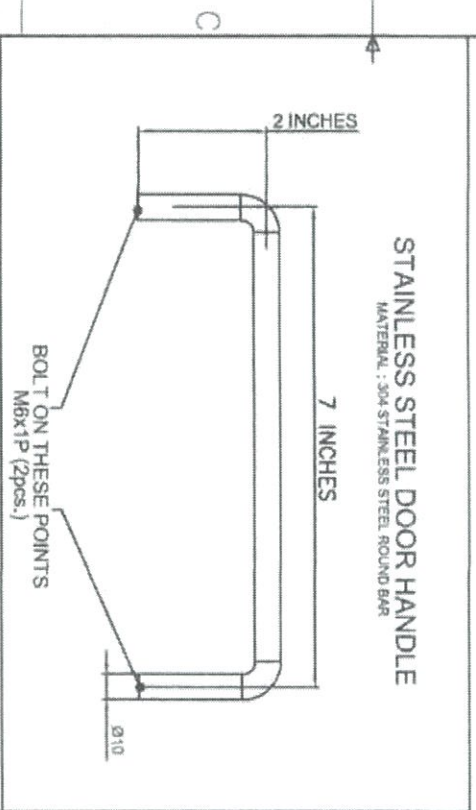
**GOVERNMENT PROPERTY**

**DepED-BLR**





NOTE:  
1. APPLY RIVET (4 places) AFTER ASSEMBLY SO STRENGTHEN ASSEMBLY  
2. ALUMINIUM RIVET (Diameter 6mm x 12mm length)



**NOTES:**  
1. All dimensions are in millimeter unless otherwise specified  
2. Remove burrs and sharp edges.

**TOLERANCES FOR LENGTH GAUGING**

Grade of Accuracy	Number of Size	Over	Over	Over	Over
Maximum	0.2 to 3	3 to 6	30 to 120	120 to 480	
	* 0.10	* 0.20	* 0.30	* 0.50	

**TOLERANCES FOR RADIUS & CHAMFERS**

Grade of Accuracy	Number of Size	Over	Over	Over	Over
Maximum	0.5 to 2	3 to 6	6 to 30	30 to 150	
	* 0.20	* 0.50	* 1.00	* 2.00	

DATE	BY	REVISION	SYM

Date: JUNE 2017 Scale: (NTS)

Designed by: B C Lisondra Q.C. Checked by: R H Neff

Recommended by: R. C. Zaragzain, S. Maquillas

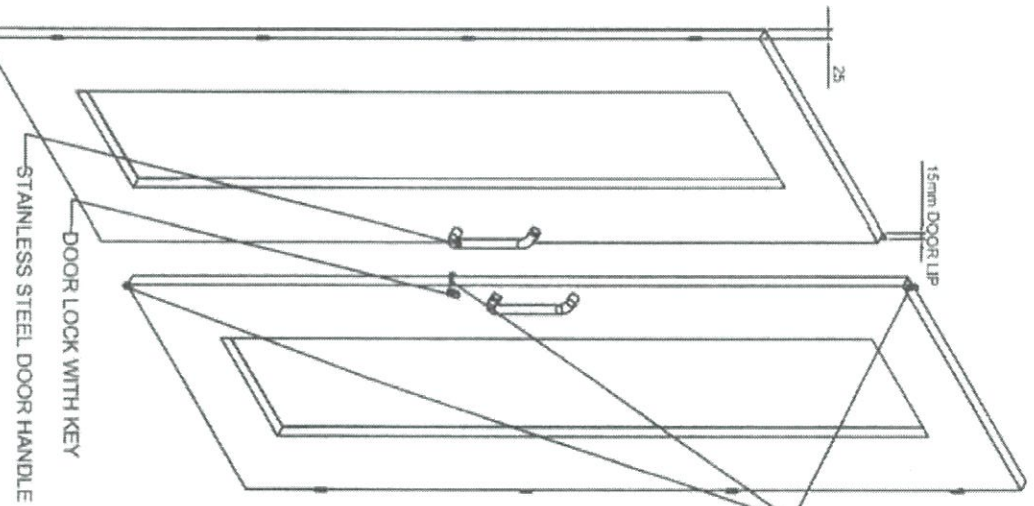
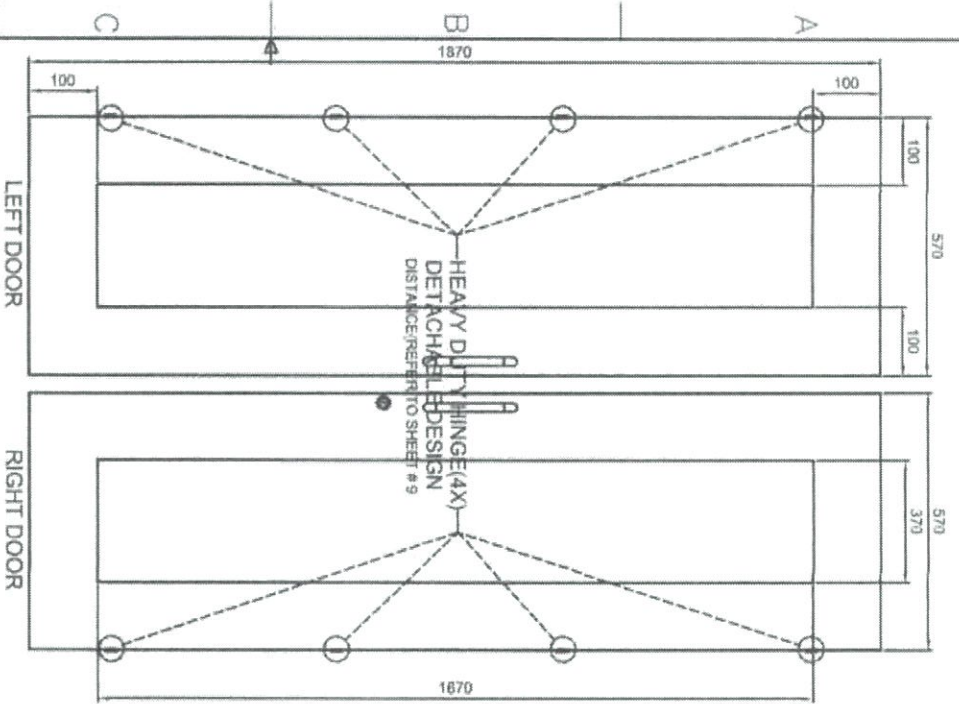
Approved by: R. C. La Rosa

Item Name: COLLAPSIBLE STEEL CABINET DETAILS

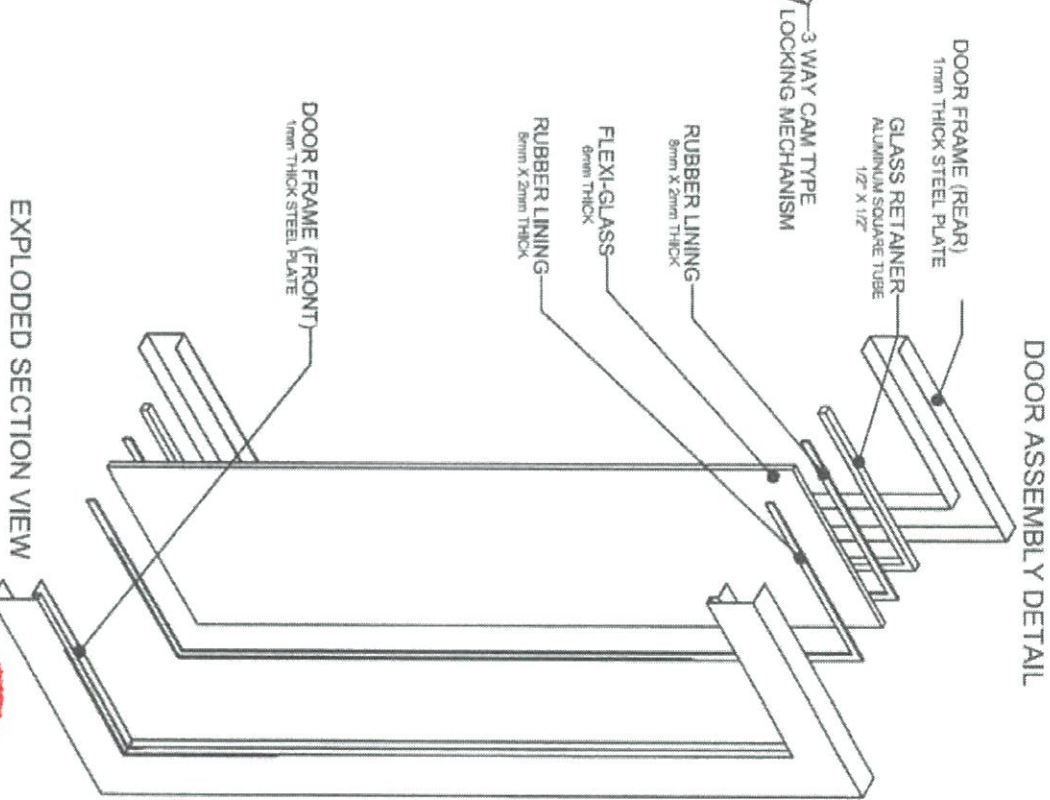
Material: 1mm THICK STAINLESS STEEL 304 SHEET

**DepED-BLR**

**GOVERNMENT PROPERTY**



ISOMETRIC VIEW



EXPLODED SECTION VIEW

- NOTES:**
1. All dimensions are in millimeter unless otherwise specified
  2. Remove burrs and sharp edges.

**TOLERANCES FOR LENGTH GAUGING**

Grade of Accuracy	Nominal Size	Over	Under	Over	Under
Maximum	0.5 to 3	+ 0.10	- 0.10	0.5 to 30	+ 0.20
	3 to 6	+ 0.15	- 0.15	30 to 120	+ 0.30
Minimum	0.5 to 3	- 0.10	+ 0.10	30 to 120	- 0.20
	3 to 6	- 0.15	+ 0.15	120 to 450	- 0.30

**TOLERANCES FOR RADIUS & CHAMFERS**

Grade of Accuracy	Nominal Size	Over	Under	Over	Under
Smooth	0.5 to 3	+ 0.20	- 0.20	3 to 6	+ 0.50
	3 to 6	+ 0.30	- 0.30	6 to 30	+ 1.00
Medium	0.5 to 3	+ 0.20	- 0.20	30 to 120	+ 0.50
	3 to 6	+ 0.30	- 0.30	120 to 450	+ 1.00

SYN

REVISION

DATE

BY

Date: JUNE 2017 Scale: (NTS)

Conceptualized by

Drawn by: B C Lisondra

Designed by: B C Lisondra

Checked by: R.H. Nerl

Recommended by: R.C. Zaragza/M.S. Macullas

Approved by: R.C. La Rosa

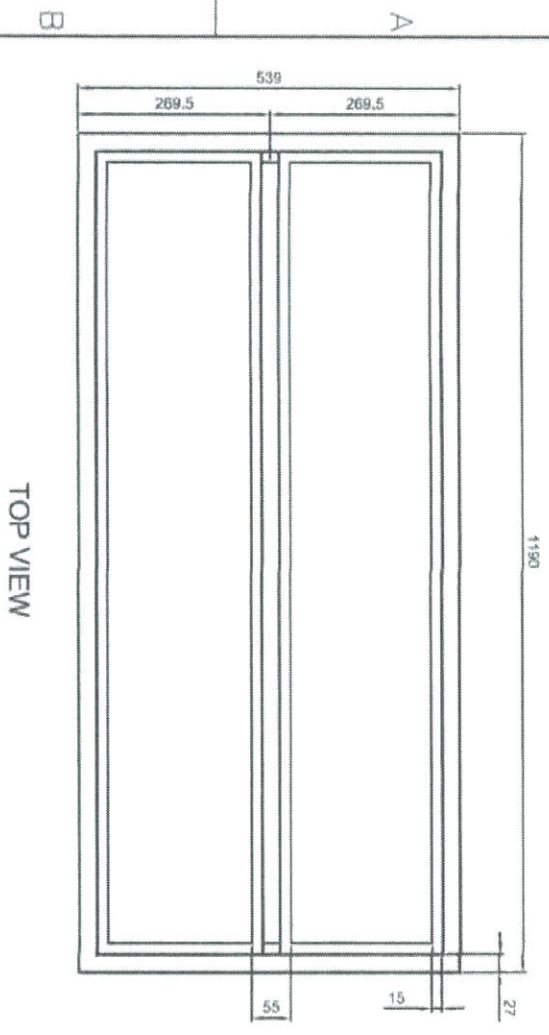
Item Name: DOOR DETAIL

Material: 1mm THICK STAINLESS STEEL 304 SHEET

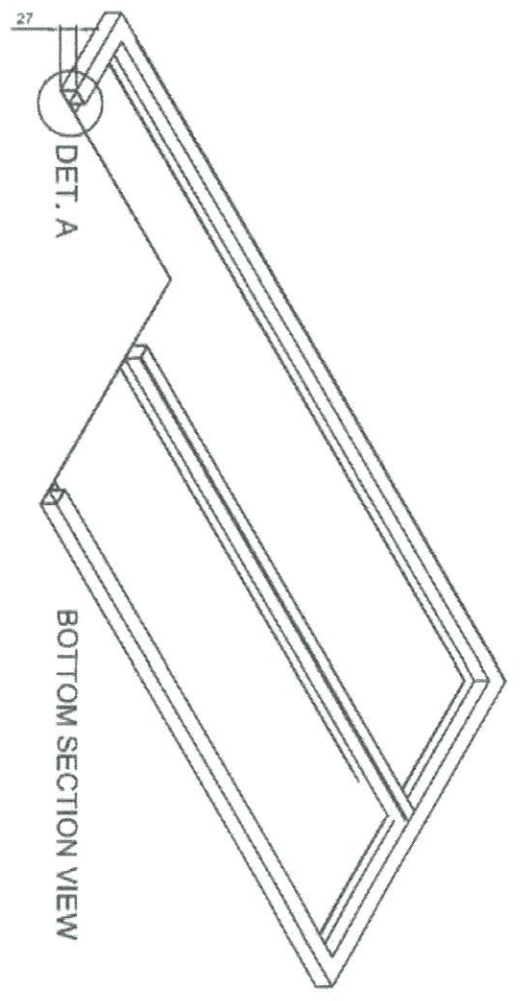
CABINET FOR...  
CABINET DESIGN # 2



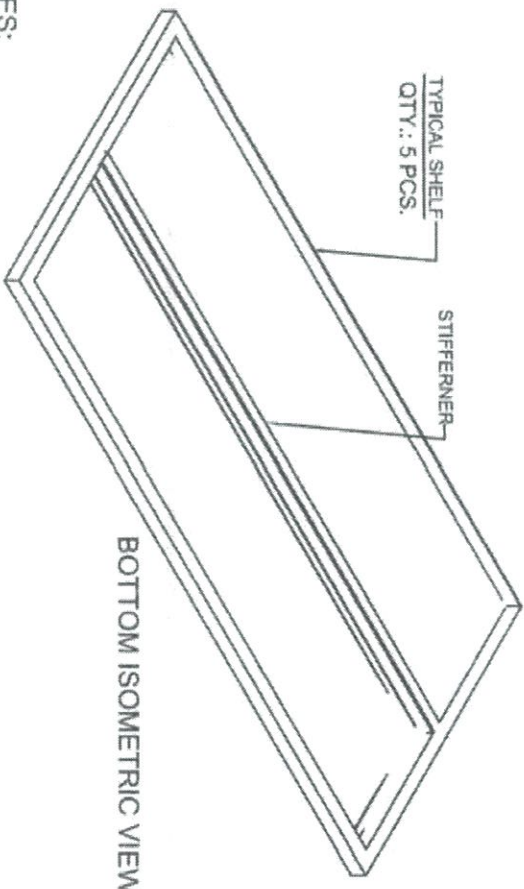
**DepED-BLR**



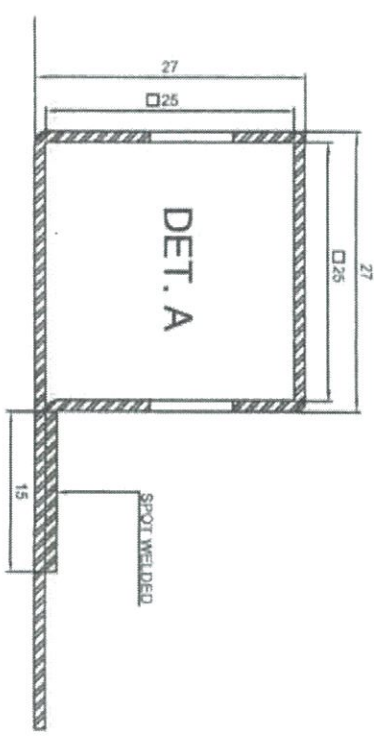
TOP VIEW



BOTTOM SECTION VIEW



BOTTOM ISOMETRIC VIEW



TYPICAL BENDING DETAIL

SECTION VIEW

- NOTES:**
1. All dimensions are in millimeter unless otherwise specified
  2. Remove burrs and sharp edges.

**TOLERANCES FOR LENGTH GAUGING**

Grade of Accuracy	Nominal Size	Over	Under	Over	Under
Metre	0.5 to 3	+0.10	-0.10	+0.30	-0.30
	3 to 6	+0.15	-0.15	+0.40	-0.40
Millimetre	0.5 to 3	+0.10	-0.10	+0.30	-0.30
	3 to 6	+0.15	-0.15	+0.40	-0.40

**TOLERANCES FOR RADIUS & CHAMFERS**

Grade of Accuracy	Nominal Size	Over	Under	Over	Under
Metre	0.5 to 3	+0.10	-0.10	+0.30	-0.30
	3 to 6	+0.15	-0.15	+0.40	-0.40
Millimetre	0.5 to 3	+0.10	-0.10	+0.30	-0.30
	3 to 6	+0.15	-0.15	+0.40	-0.40

SYN	REVISION	DATE	BY

Date	JUNE 2017	Scale	(NTS)
Conceptualized by			
Drawn by	B C Lisondra	Q.C. Checked by	
Designed by	B C Lisondra	R.H. Merl	
Recommended by	R. C. Zampozan, S. Macullias		
Approved by	R. C. La Rosa		

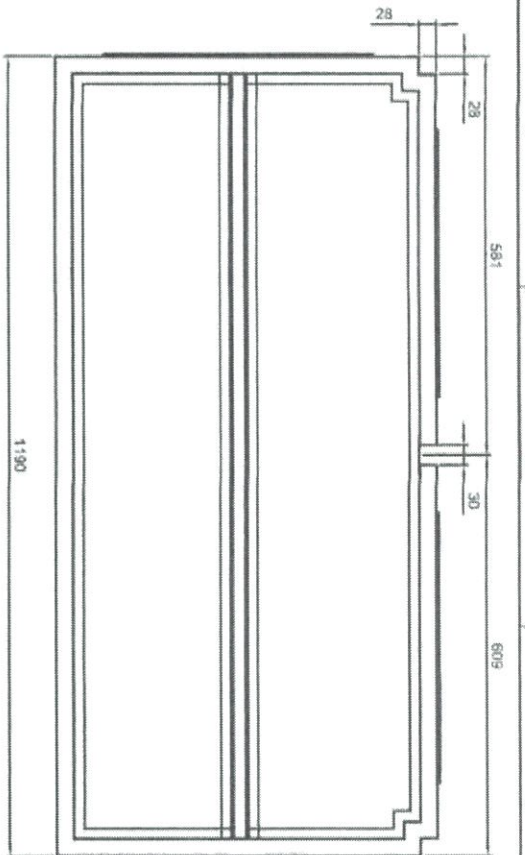
Item Name  
**TYPICAL SHELF DETAIL**

Material  
**1mm THICK STAINLESS STEEL 304 SHEET**

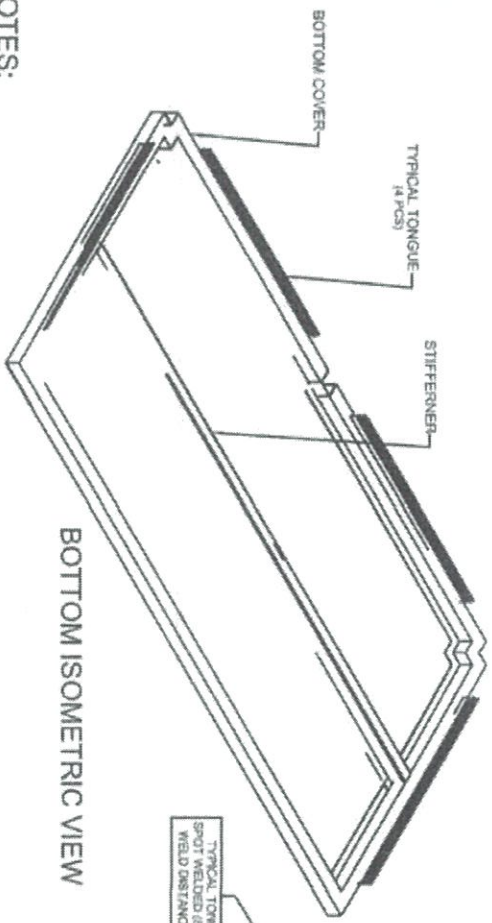
**GOVERNMENT PROPERTY**

**CABINET FOR STM**  
**CABINET DESIGN # 2**

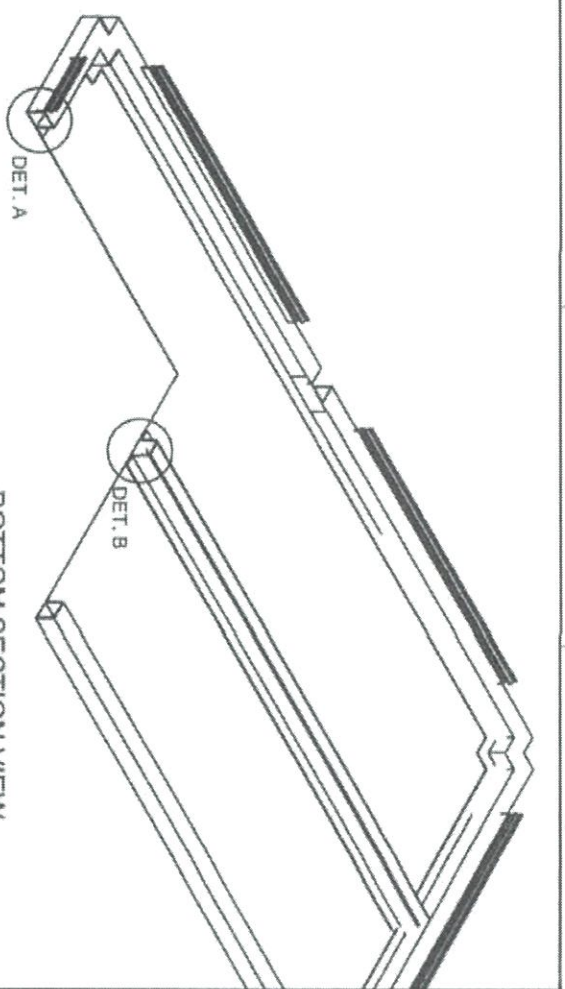
**DepED-BLR**



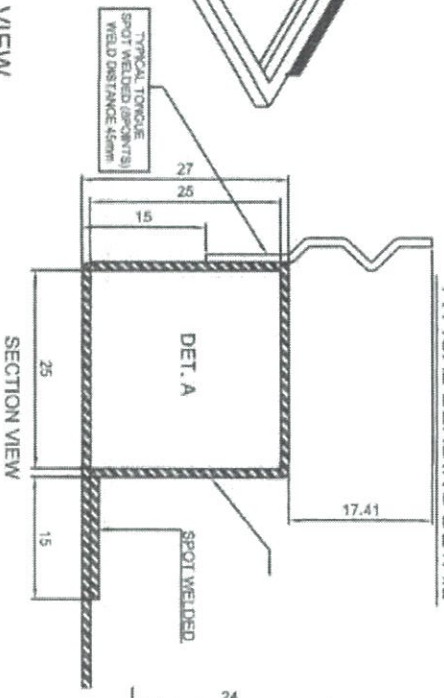
TOP VIEW



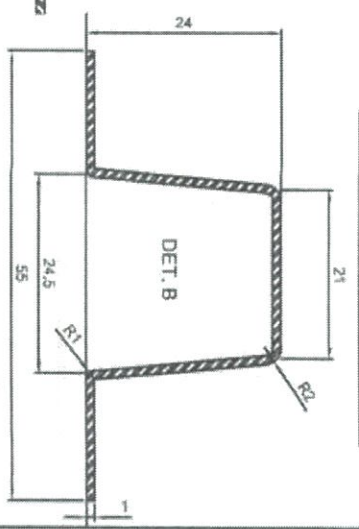
BOTTOM ISOMETRIC VIEW



BOTTOM SECTION VIEW



TYPICAL BENDING DETAIL



TYPICAL STIFFENER DETAIL

- NOTES:
1. All dimensions are in millimeter unless otherwise specified
  2. Remove burrs and sharp edges.

TOLERANCES FOR LENGTH GAUGING

Grade of Accuracy	Nominal Size	Over	Over	Over	Over
A	0.5 to 3	+0.10	+0.20	+0.30	+0.50
	3 to 6	+0.15	+0.30	+0.45	+0.75
B	0.5 to 3	+0.15	+0.30	+0.45	+0.75
	3 to 6	+0.20	+0.40	+0.60	+1.00
C	0.5 to 3	+0.20	+0.40	+0.60	+1.00
	3 to 6	+0.25	+0.50	+0.75	+1.25
D	0.5 to 3	+0.25	+0.50	+0.75	+1.25
	3 to 6	+0.30	+0.60	+0.90	+1.50

TOLERANCES FOR RADIUS & CHAMFERS

Grade of Accuracy	Nominal Size	Over	Over	Over	Over
A	0.5 to 3	+0.10	+0.20	+0.30	+0.50
	3 to 6	+0.15	+0.30	+0.45	+0.75
B	0.5 to 3	+0.15	+0.30	+0.45	+0.75
	3 to 6	+0.20	+0.40	+0.60	+1.00
C	0.5 to 3	+0.20	+0.40	+0.60	+1.00
	3 to 6	+0.25	+0.50	+0.75	+1.25
D	0.5 to 3	+0.25	+0.50	+0.75	+1.25
	3 to 6	+0.30	+0.60	+0.90	+1.50

Date	JUNE 2017	Scale	(NTS)
Conceptualized by			
Drawn by	B. C. Lisondra	Checked by	
Designed by		QC. Checked by	
Recommended by	R. H. Merl		
Approved by	R. C. La Rosa		

Item Name  
**BOTTOM COVER DETAIL**

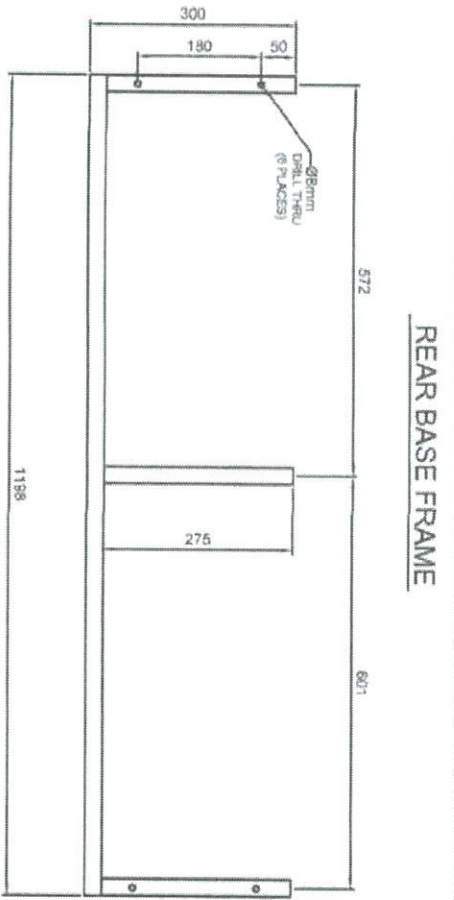
Material  
**11mm THICK STAINLESS STEEL 304 SHEET**

Shaker  
**07**

Shaper  
**07**


DepEd-Blr  
**DepED-BLR**

GOVERNMENT PROPERTY



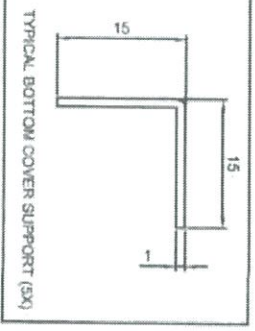
REAR BASE FRAME

FRONT VIEW

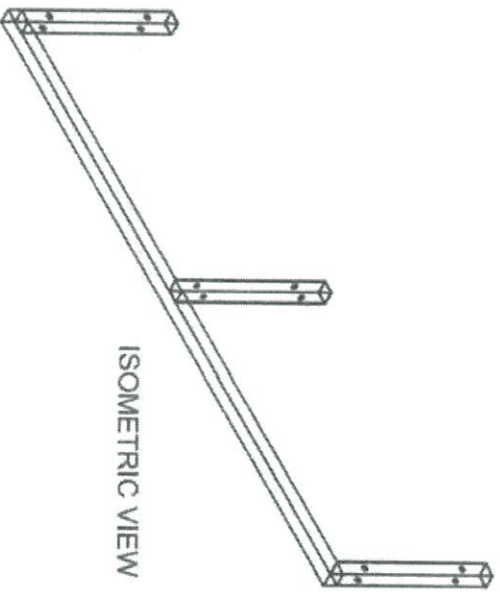


FRONT BASE FRAME

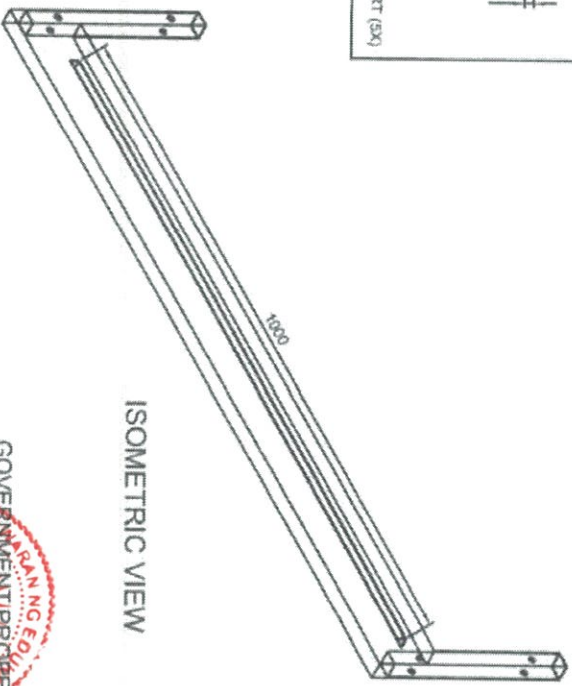
FRONT VIEW



TYPICAL BOTTOM COVER SUPPORT (3X)



ISOMETRIC VIEW



ISOMETRIC VIEW

- NOTES:**
1. All dimensions are in millimeter unless otherwise specified
  2. Remove burrs and sharp edges.

**TOLERANCES FOR LENGTH GAUGINGS**

Grade of Accuracy	Number of Size	Over	Under	Over	Under
Medium	0.5 to 3	+ 0.10	- 0.10	0.5 to 30	+ 0.20
	3 to 6	+ 0.10	- 0.10	30 to 120	+ 0.30
Fine	0.5 to 3	+ 0.07	- 0.07	0.5 to 30	+ 0.15
	3 to 6	+ 0.07	- 0.07	30 to 120	+ 0.20

**TOLERANCES FOR RADIUS & CHAMFERS**


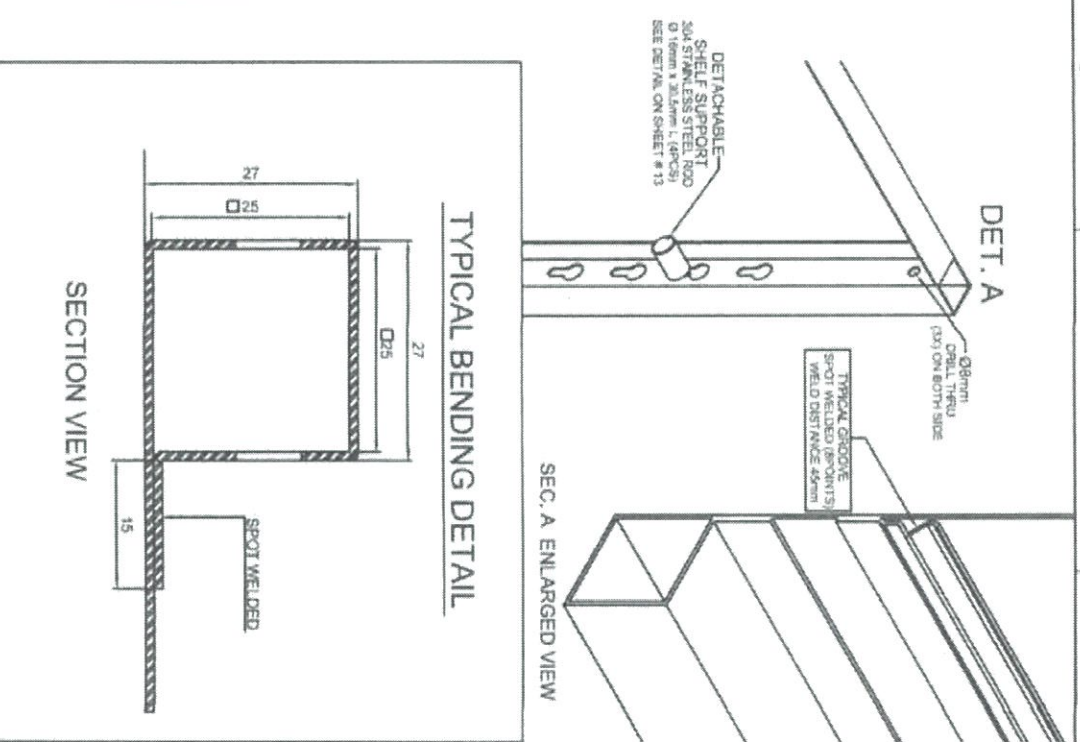
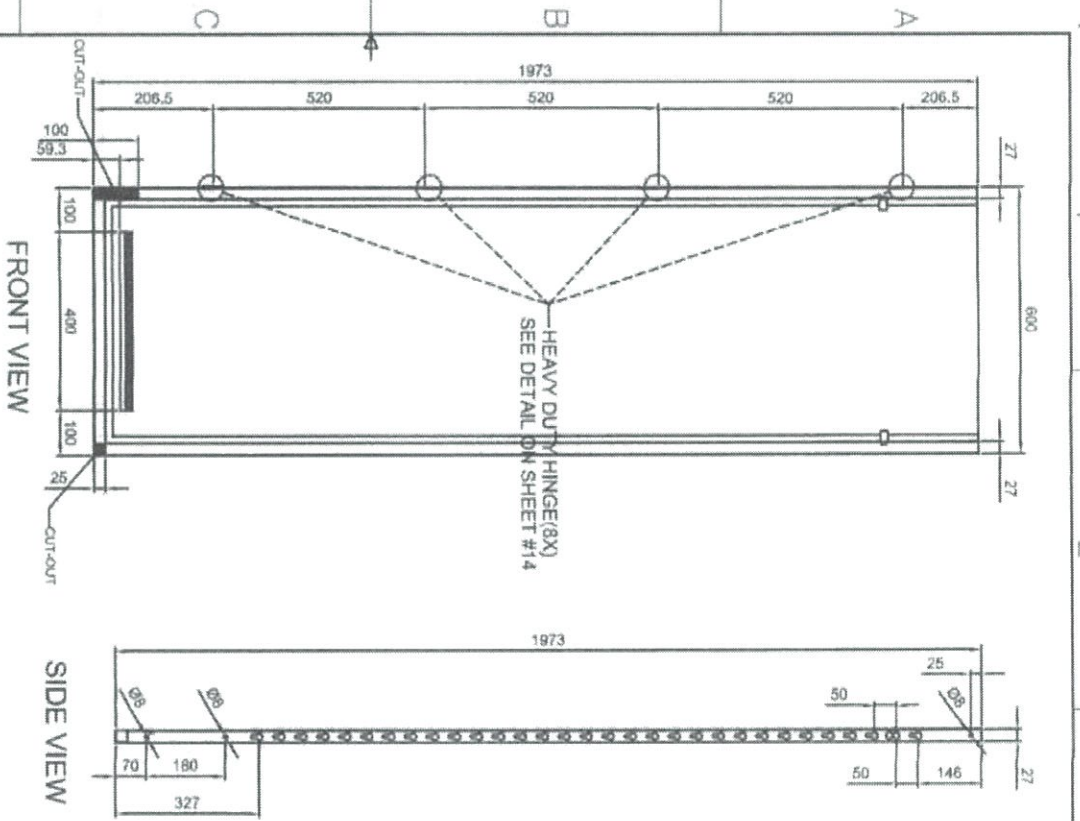
Grade of Accuracy	Number of Size	Over	Under	Over	Under
Medium	0.5 to 3	+ 0.20	- 0.20	3 to 6	+ 0.50
	3 to 6	+ 0.20	- 0.20	6 to 30	+ 1.00
Fine	0.5 to 3	+ 0.15	- 0.15	3 to 6	+ 0.40
	3 to 6	+ 0.15	- 0.15	6 to 30	+ 0.80

Date: JUNE 2017  
 Scale: (NTS)  
 Conspicitized by:  
 Drawn by: B C Lisondra  
 Designed by: B C Lisondra  
 Q.C. Checked by: R H Nerf  
 Recommended by: R. C. Zaragozam, S. Maquilas  
 Approved by: R. C. La Rosa

Item Name: BASE FRAMES DETAIL  
 Material: 1mm THICK STAINLESS STEEL 304 SHEET  
 CABINET FOR TV  
 CABINET DESIGN # 2  
 SHEET 08 OF 08  
 CABINET DESIGN 2



**DepED-BLR**



**NOTES:**  
 1. All dimensions are in millimeter unless otherwise specified  
 2. Remove burrs and sharp edges.

**TOLERANCES FOR LENGTH GAUGING**

Grade of Accuracy	Normal Size	Over 0.5 to 3	Over 3 to 6	Over 6 to 30	Over 30 to 120	Over 120 to 400
Medium		+ 0.10	+ 0.10	+ 0.20	+ 0.30	+ 0.50

**TOLERANCES FOR RADIUS & CHAMFERS**

Grade of Accuracy	Normal Size	Over 0.5 to 3	Over 3 to 6	Over 6 to 30	Over 30 to 120
Medium		+ 0.20	+ 0.30	+ 0.50	+ 1.00

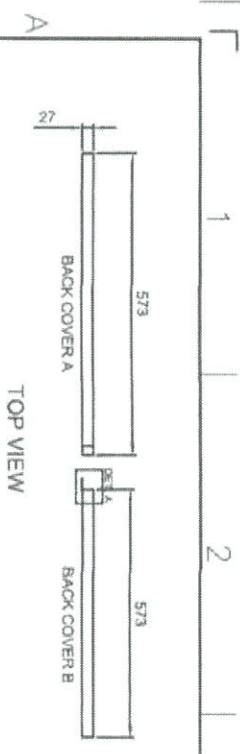
REVISION	DATE	BY

Date	JUNE 2017	Scale	(NTS)
Conceptualized by			
Drawn by	B C Lisondra		
Designed by	G.C. Chibed by		
Recommended by	R. C. Zaragozain, S. Macuillas		
Approved by	R. C. La Rosa		

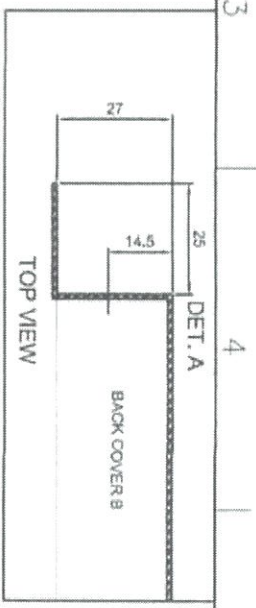
Item Name: TYPICAL SIDE COVER DETAIL  
 Material: 1mm THICK STAINLESS STEEL, 304 SHEET

**DepED-BLR**

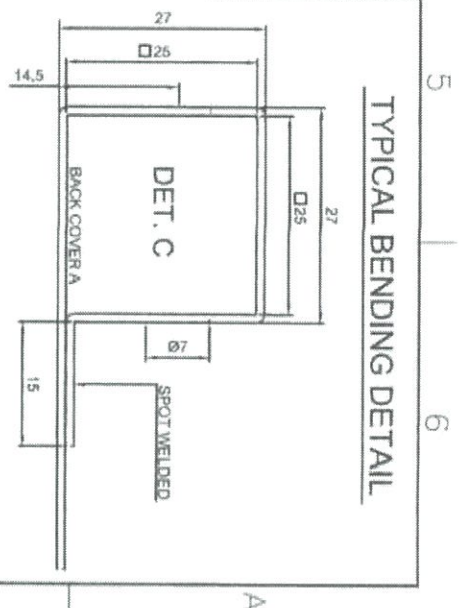
GOVERNMENT PROPERTY



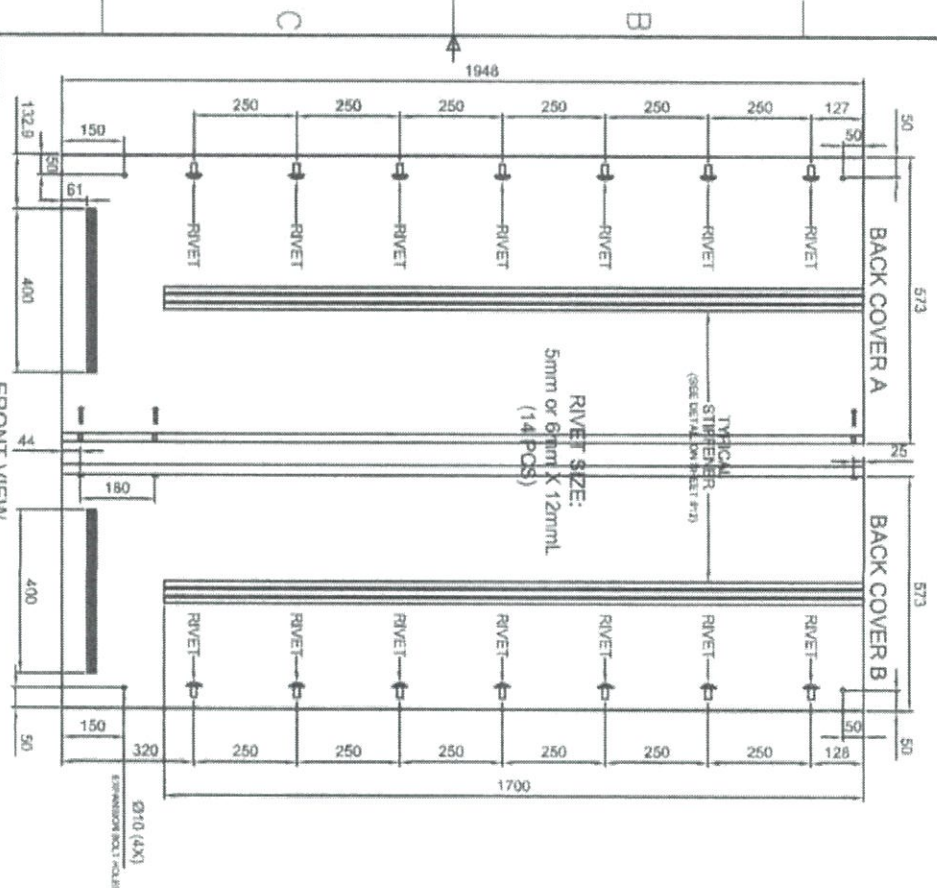
TOP VIEW



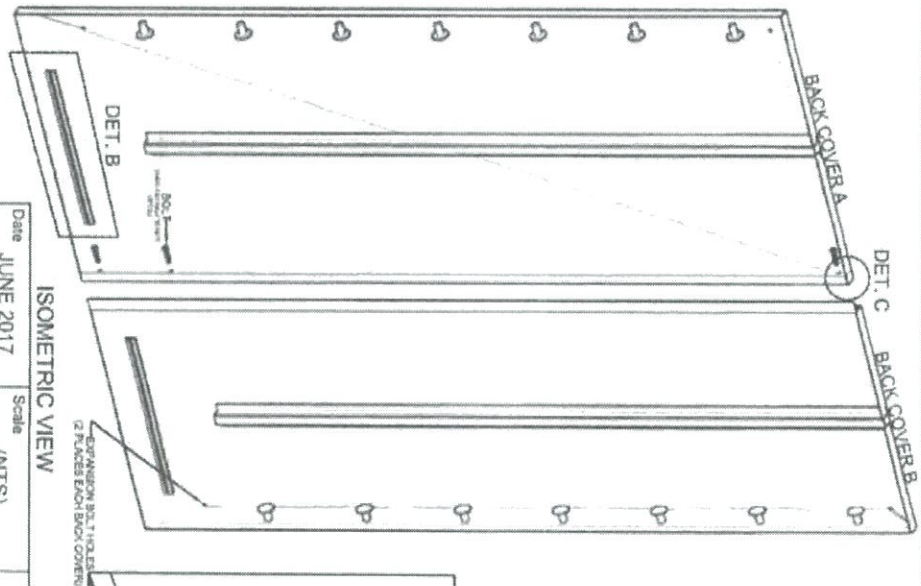
TOP VIEW



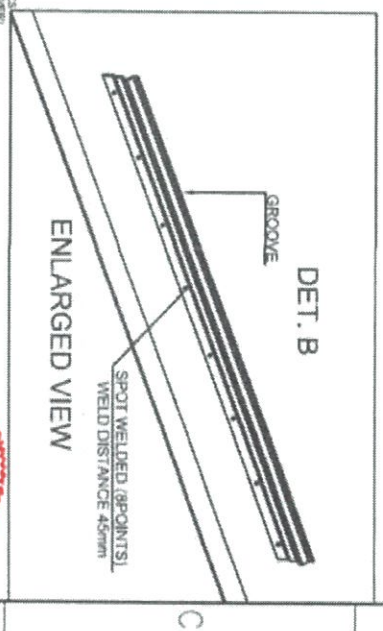
TOP VIEW



FRONT VIEW



ISOMETRIC VIEW



ENLARGED VIEW

NOTES:  
 1. All dimensions are in millimeter unless otherwise specified  
 2. Remove burrs and sharp edging.  
 TOLERANCES FOR LENGTH GAUGING

Grade of Accuracy	Normal Size	Over 0.5 to 3	Over 3 to 6	Over 6 to 30	Over 30 to 120	Over 120 to 400
Millimeter	± 0.10	± 0.10	± 0.20	± 0.30	± 0.50	± 0.50

TOLERANCES FOR RADIUS & CHAMFERS

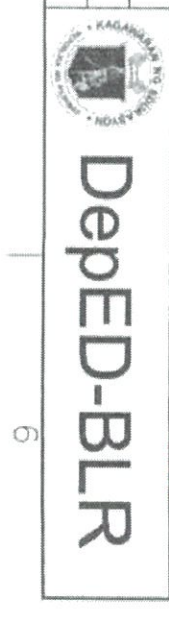
Grade of Accuracy	Normal Size	Over 0.5 to 3	Over 3 to 6	Over 6 to 30	Over 30 to 120
Millimeter	± 0.20	± 0.20	± 0.50	± 1.00	± 2.00

Grade of Accuracy	Normal Size	Over 0.5 to 3	Over 3 to 6	Over 6 to 30	Over 30 to 120
Millimeter	± 0.20	± 0.20	± 0.50	± 1.00	± 2.00

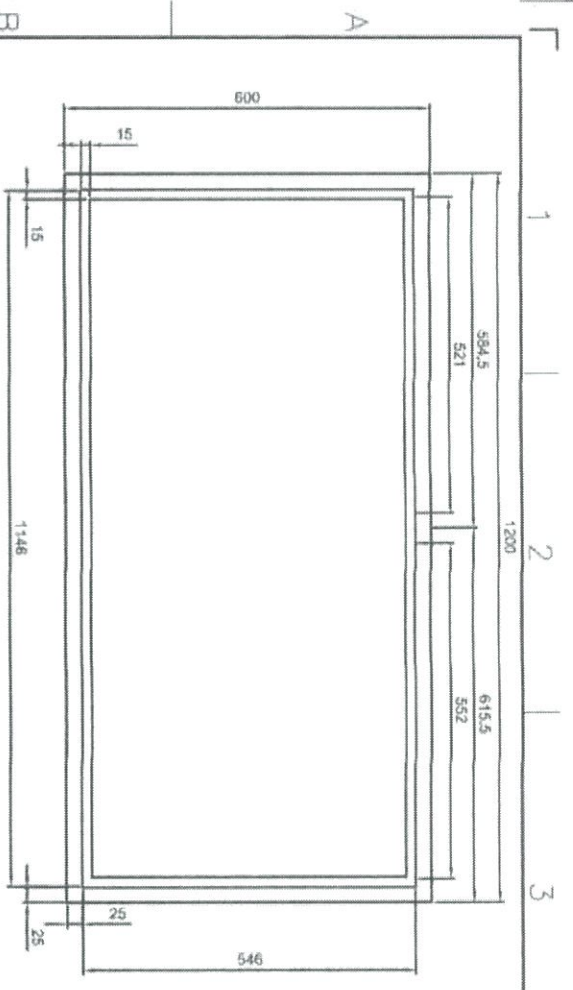
SYMBOL	REVISION	DATE	BY

Date: JUNE 2017  
 Scale: (NTS)  
 Drawn by: B C Lisondra  
 Checked by: R. C. La Rosa  
 Recommended by: R. C. Zaragoza, S. Macullias  
 Approved by: R. C. La Rosa

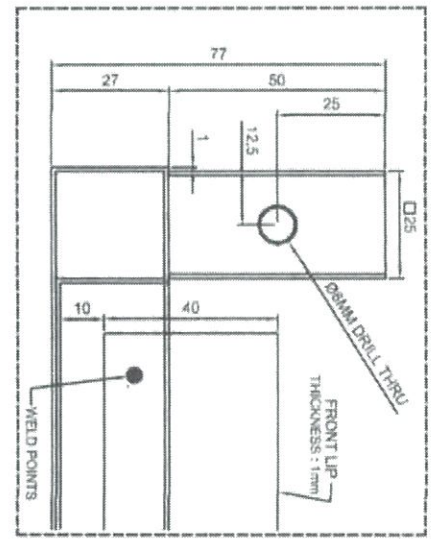
Item Name: BACK COVER A AND BACK COVER B DETAIL 10  
 Material: 1mm THICK STAINLESS STEEL 304 SHEET  
 CABINET FOR STAL  
 CABINET DESIGN # 2  
 CABINET DESIGN 2



DepED-BLR

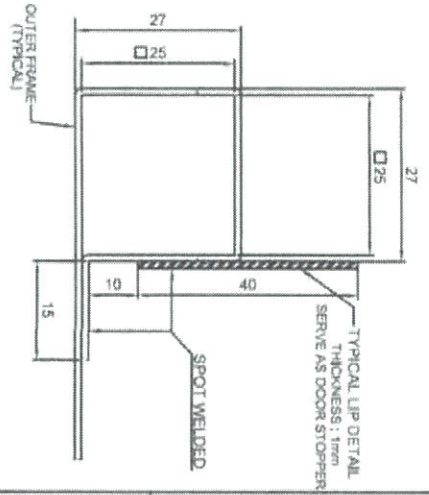


TOP VIEW

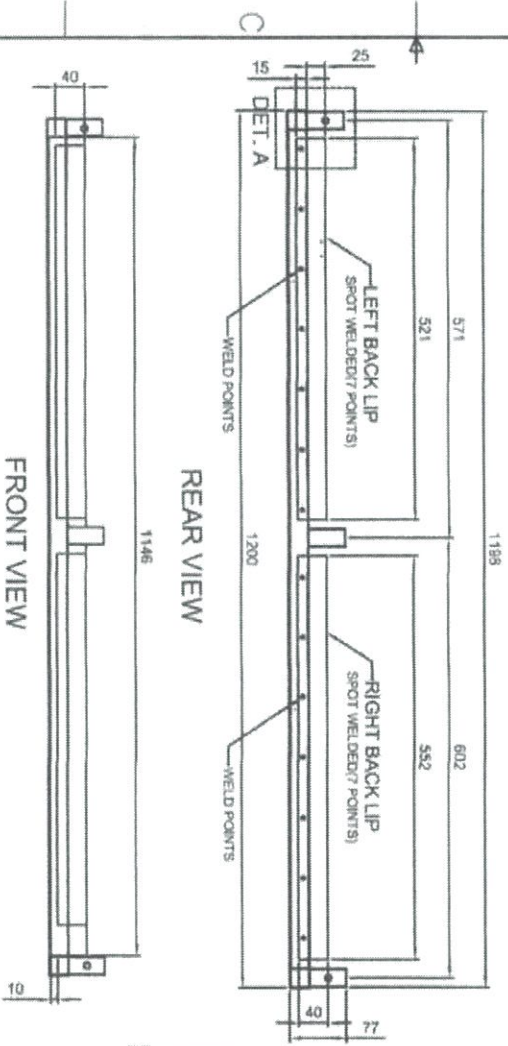


DET. A

TYPICAL BENDING DETAIL

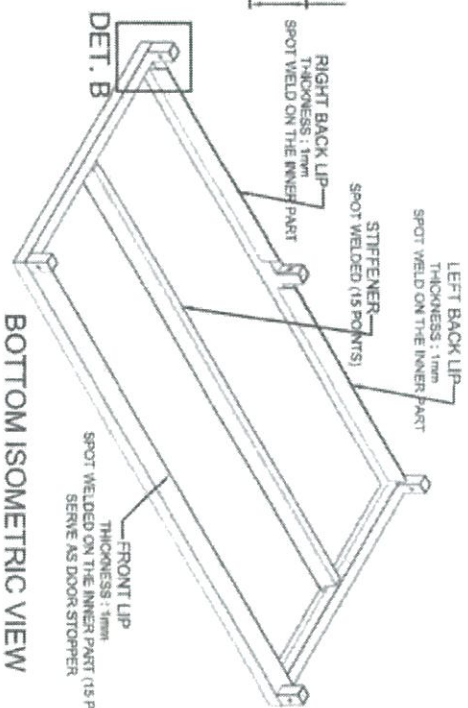


SECTION VIEW

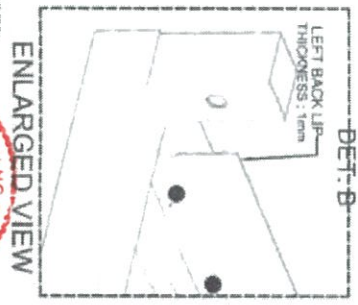


FRONT VIEW

REAR VIEW



BOTTOM ISOMETRIC VIEW



ENLARGED VIEW

- NOTES:
1. All dimensions are in millimeter unless otherwise specified
  2. Remove burrs and sharp edges.

TOLERANCES FOR LENGTH GAUGING

Grade of Accuracy	Max/min	Over	Over	Over	Over
Normal	0.5 to 3	± 0.10	± 0.10	± 0.20	± 0.30
High	3 to 6	± 0.05	± 0.05	± 0.10	± 0.15
Very High	6 to 30	± 0.02	± 0.02	± 0.05	± 0.07
Extreme	30 to 120	± 0.01	± 0.01	± 0.02	± 0.03
Super	120 to 400	± 0.005	± 0.005	± 0.01	± 0.015

TOLERANCES FOR RADIUS & CHAMFERS

Grade of Accuracy	Max/min	Over	Over	Over	Over
Normal	0.5 to 3	± 0.10	± 0.10	± 0.20	± 0.30
High	3 to 6	± 0.05	± 0.05	± 0.10	± 0.15
Very High	6 to 30	± 0.02	± 0.02	± 0.05	± 0.07
Extreme	30 to 120	± 0.01	± 0.01	± 0.02	± 0.03
Super	120 to 400	± 0.005	± 0.005	± 0.01	± 0.015

REVISION	DATE	BY

Date: JUNE 2017 Scale: (NTS)

Conceptualized by: [Signature]

Drawn by: B.C. Lisandra

Checked by: R.H. Men

Recommended by: R.C. Zaragoza/M.S. Macullas

Approved by: R.C. La Rosa

Item Name: TOP COVER DETAIL

Material: 1mm THICK STAINLESS STEEL 304 SHEET

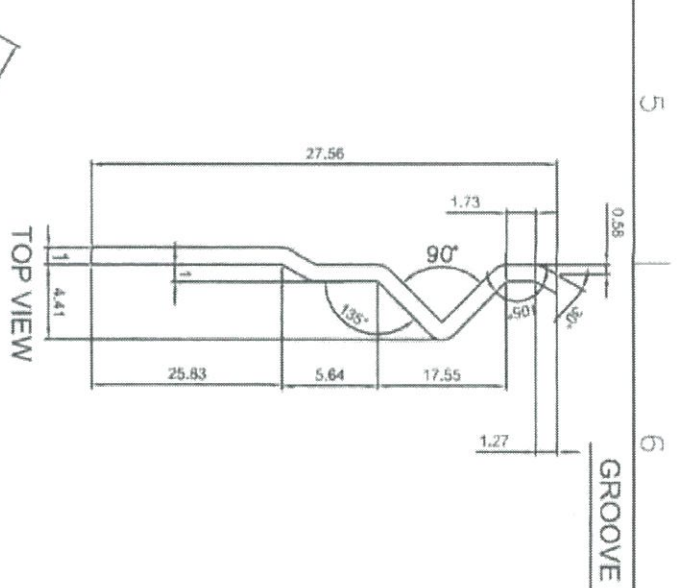
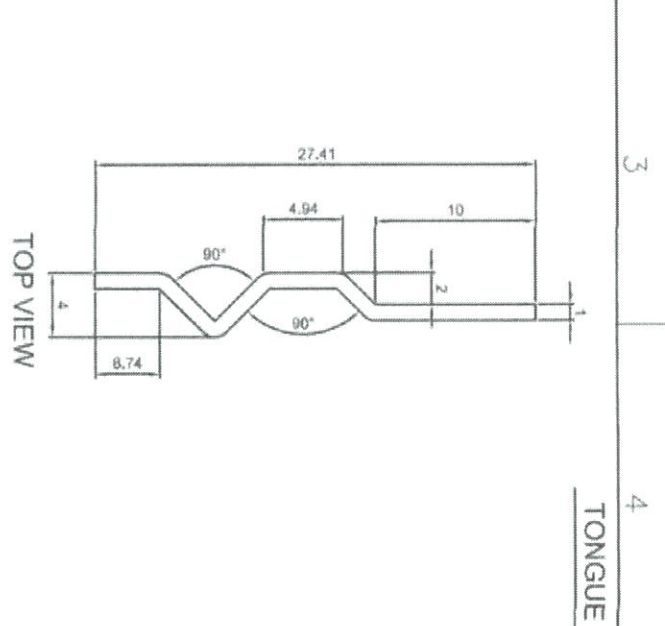
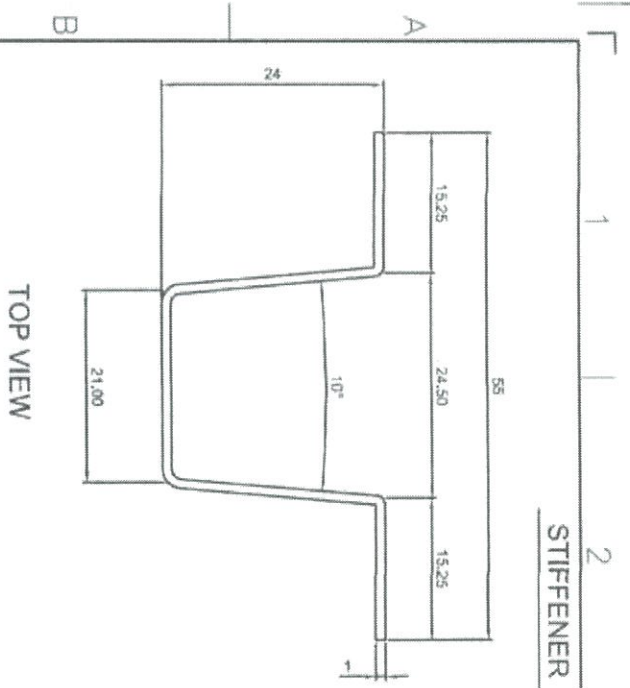
Sheet: 11

File name: CABINET DESIGN 2

GOVERNMENT PROPERTY

DepED-BLR





**NOTES:**  
 1. All dimensions are in millimeter unless otherwise specified  
 2. Remove burrs and sharp edges.

TOLERANCES FOR LENGTH GAUGING					
Grade of Accuracy	Maximum	Over 3 to 6	Over 6 to 30	Over 30 to 120	Over 120 to 400
Medium	+ 0.10	+ 0.10	+ 0.20	+ 0.30	+ 0.50

TOLERANCES FOR RADIUS & CHAMFERS					
Grade of Accuracy	Maximum	Over 3 to 6	Over 6 to 30	Over 30 to 120	Over 120 to 400
Medium	+ 0.10	+ 0.10	+ 0.20	+ 0.30	+ 0.50

SYN		REVISION		DATE		BY	

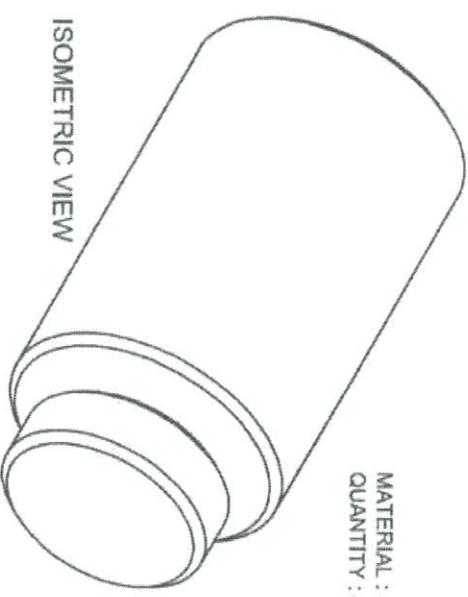
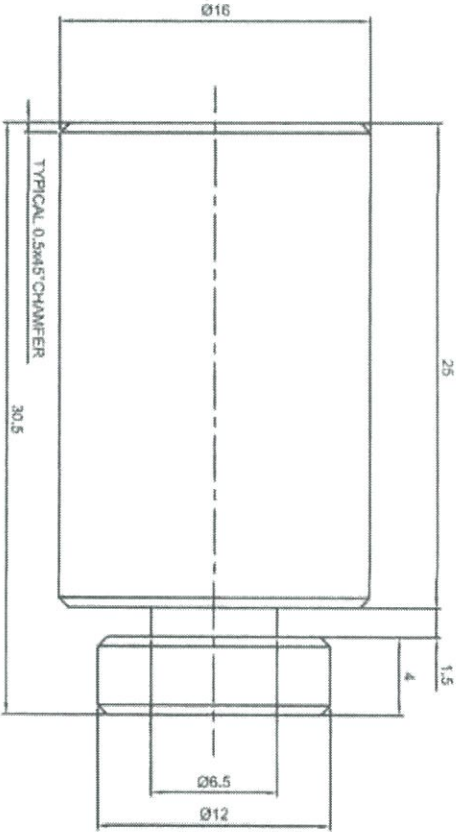
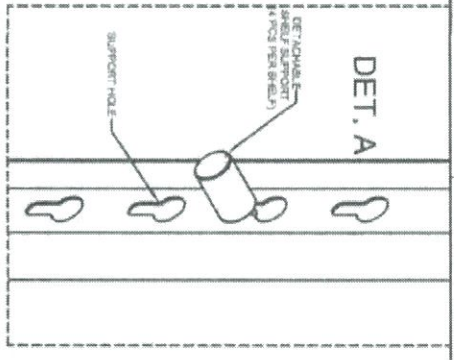
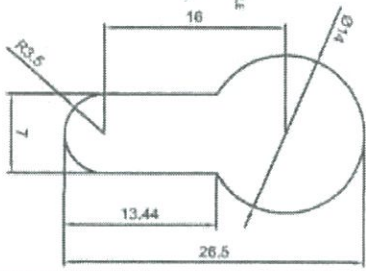
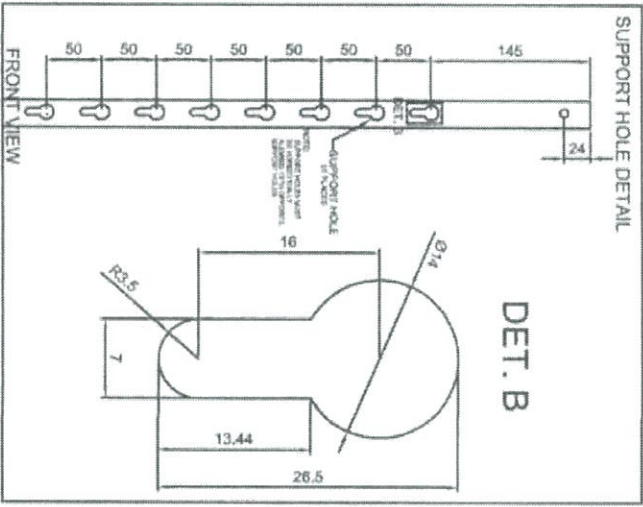
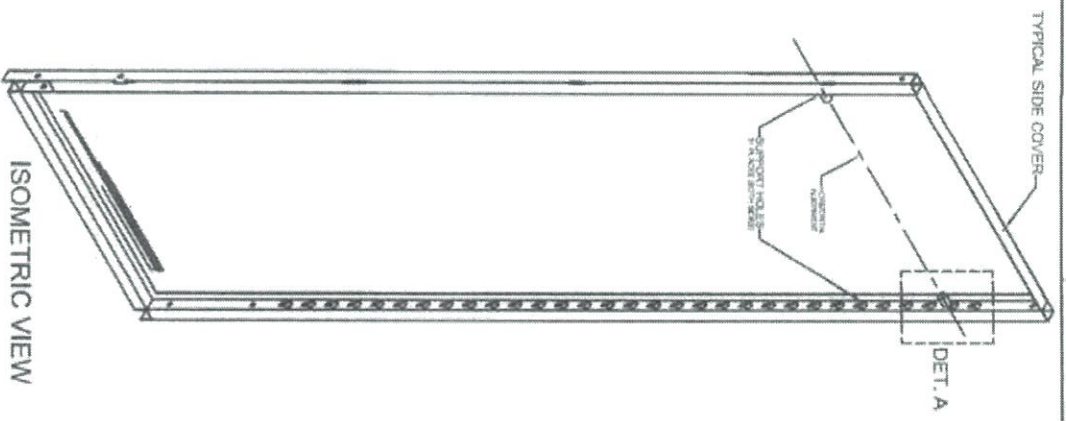
Date: JUNE 2017  
 Scale: (NTS)  
 Drawn by: B.C. Lisondra  
 Designed by: B.C. Lisondra  
 Recommended by: R.C. Zaragoza, S. Maguillas  
 Approved by: R.C. La Rosa

Client Name: National  
 Material: 1mm THICK STAINLESS STEEL 304 SHEET  
 Typical, Locking and Reinforcement Detail  
 Cabinet Design # 2  
 Sheet: 12  
 File name: CABINET DESIGN 2

CABINET FOR TV  
 CABINET DESIGN # 2



DepED-BLR



MATERIAL : STAINLESS STEEL 304  
 QUANTITY : 4 PCS. PER SHELF

- NOTES:**
- All dimensions are in millimeter unless otherwise specified
  - Remove burrs and sharp edges.

**TOLERANCES FOR LENGTH GAUGING**

Graphic Accuracy	Normal S/M	Over	Over	Over	Over
0.5 to 2	3 to 6	6 to 30	30 to 120	120 to 400	

**TOLERANCES FOR RADIUS & CHAMFERS**

Graphic Accuracy	Normal S/M	Over	Over	Over	Over
0.5 to 2	3 to 6	6 to 30	30 to 120	120 to 400	

SYN	REVISION	DATE	BY

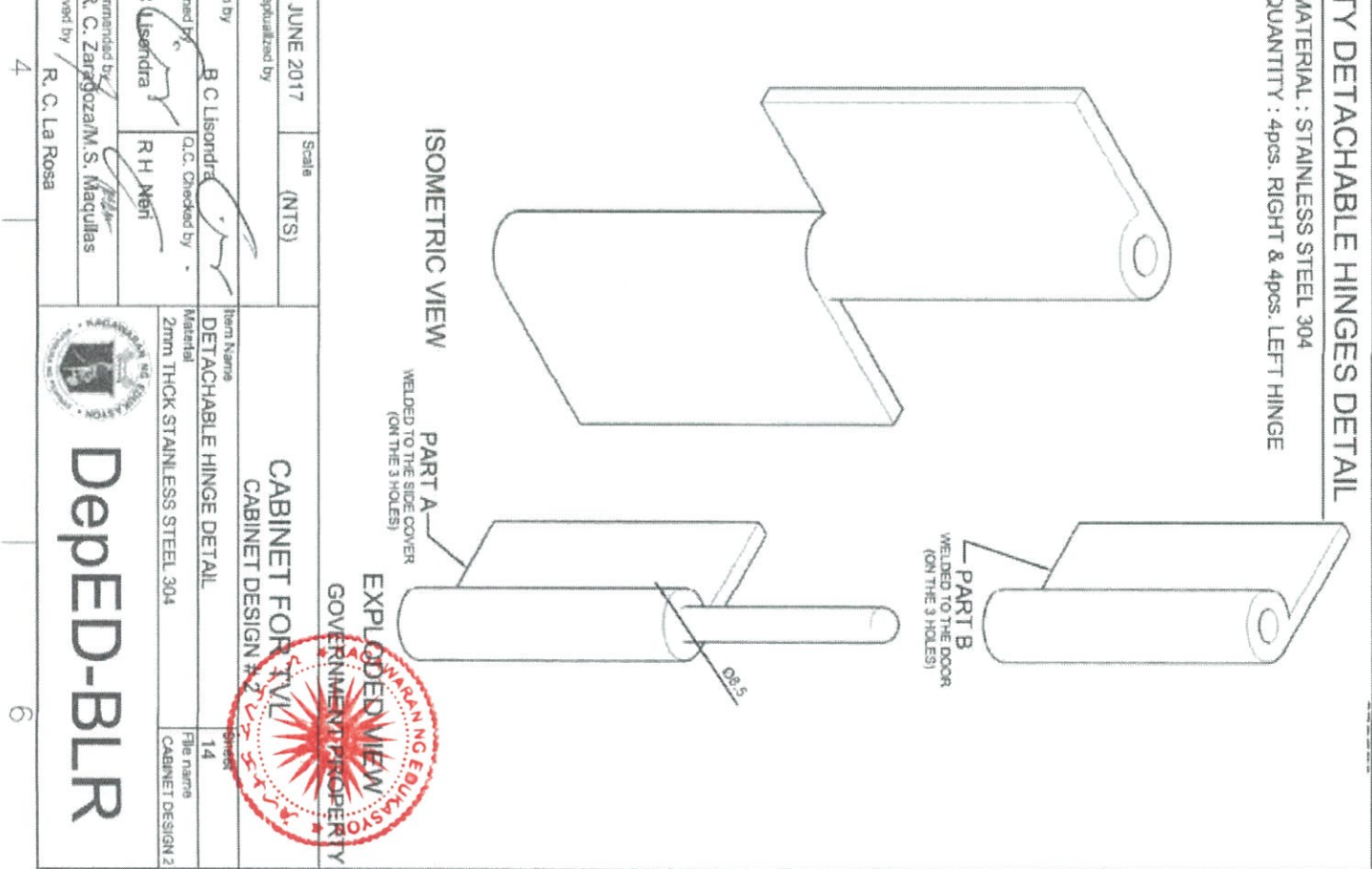
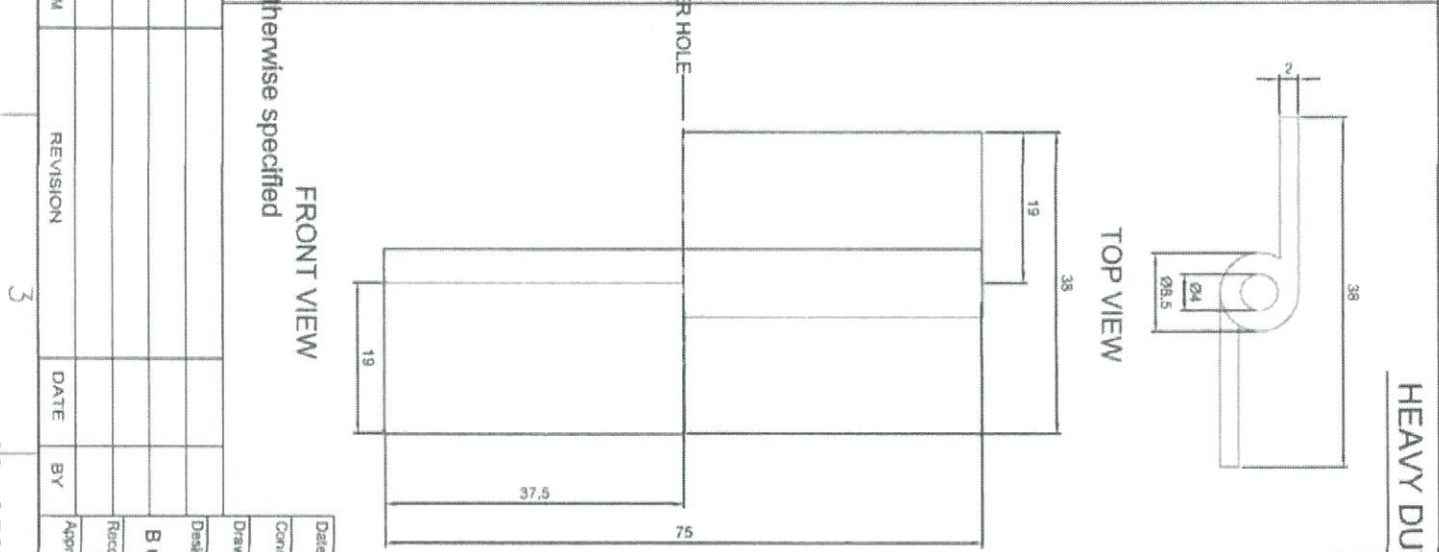
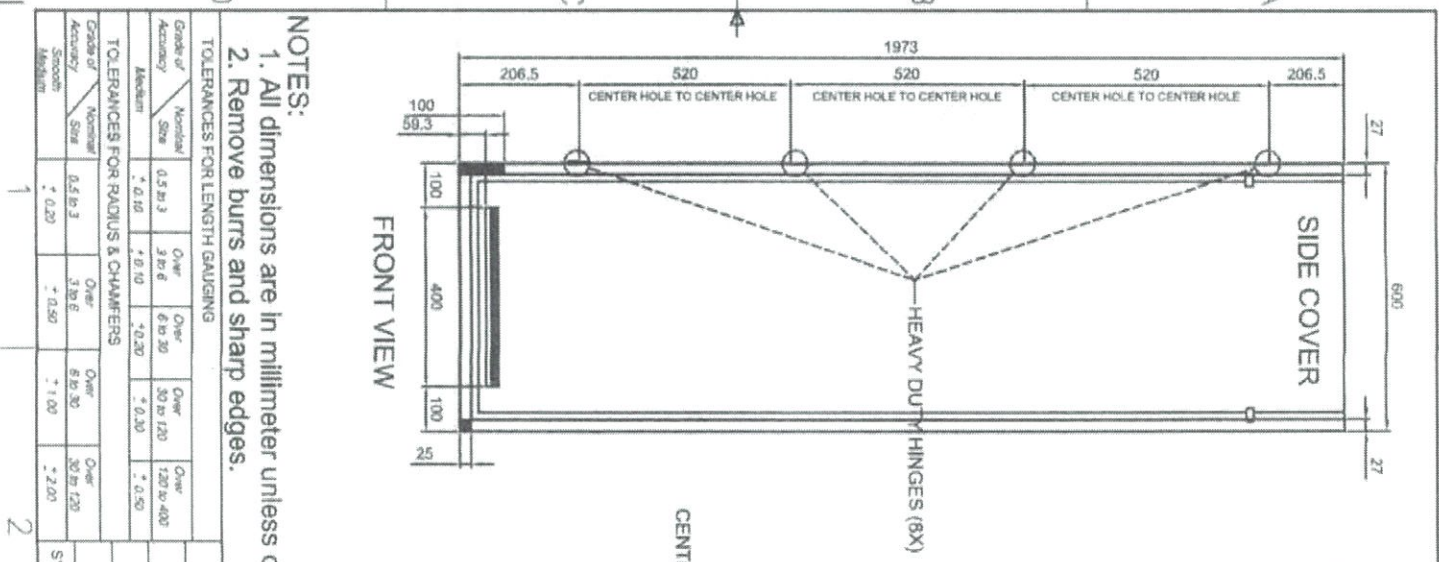
Date	JUNE 2017	Scale	(NTS)
Conceptualized by			
Drawn by	B C Lisondra	Checked by	A.C. Baccad by
Designed by	B C Lisondra	Reviewed by	R H Merl
Recommended by	R. C. Zaragoza/M.S. Maquillas	Approved by	R. C. La Rosa

Item Name	DETACHABLE SHELF SUPPORT PIN	File Name	13
Material	1mm THICK STAINLESS STEEL 304 SHEET	Project	CABINET DESIGN 2

CABINET FOR STYL  
 CABINET DESIGN # 2



DepED-BLR



**HEAVY DUTY DETACHABLE HINGES DETAIL**  
 MATERIAL : STAINLESS STEEL 304  
 QUANTITY : 4pcs. RIGHT & 4pcs. LEFT HINGE

**NOTES:**  
 1. All dimensions are in millimeter unless otherwise specified  
 2. Remove burrs and sharp edges.

**TOLERANCES FOR LENGTH GAUGING**

Grade of Accuracy	Normal Size	Over 3 to 6	Over 6 to 30	Over 30 to 120	Over 120 to 400
Medium	± 0.10	± 0.10	± 0.20	± 0.30	± 0.50

**TOLERANCES FOR RADIUS & CHAMFERS**

Grade of Accuracy	Normal Size	Over 3 to 6	Over 6 to 30	Over 30 to 120
Medium	± 0.20	± 0.50	± 1.00	± 2.00

**REVISION**

SYN	REVISION	DATE	BY

**Design Information**

Date	JUNE 2017	Scale	(NTS)
Designed by	B C Lisandra	Checked by	R H Men
Recommended by	R. C. Zaragoza/M. S. Macullas	Approved by	R. C. La Rosa

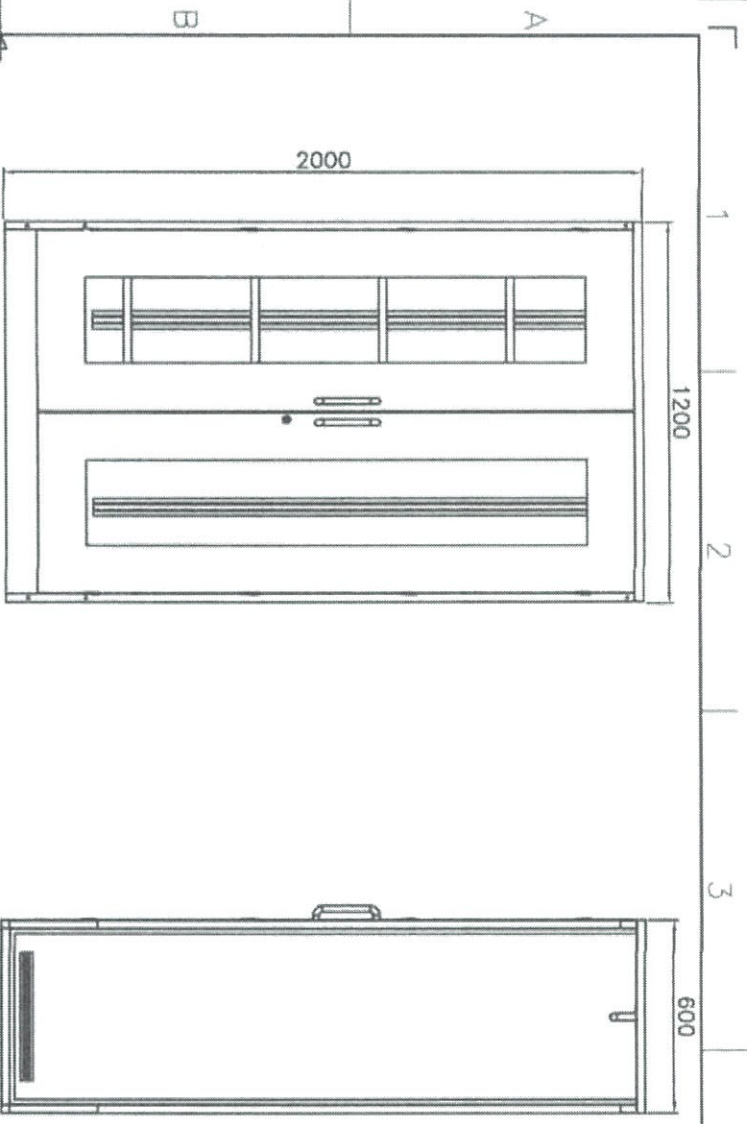
**Item Name**  
 DETACHABLE HINGE DETAIL

**Material**  
 ZIRN THICK STAINLESS STEEL 304

**File Name**  
 CABINET DESIGN 2

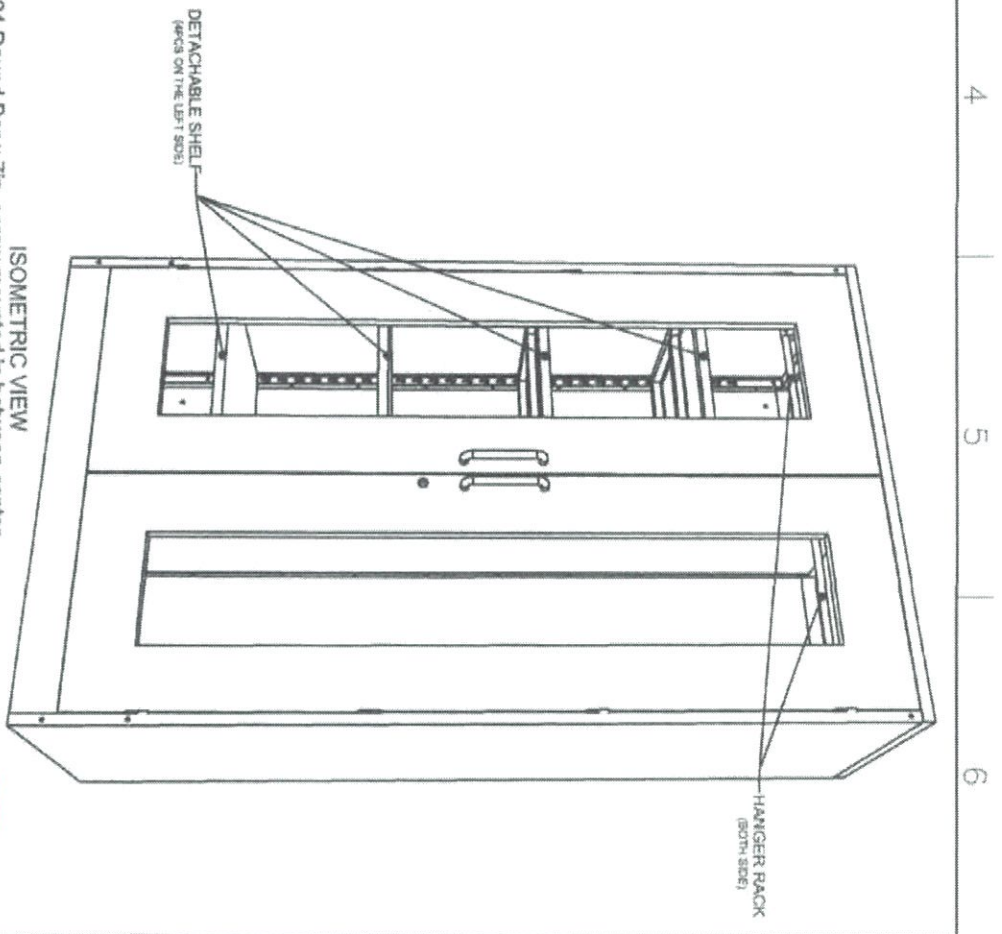
**DepED-BLR**

**GOVERNMENT PROPERTY**



FRONT VIEW

SIDE VIEW



ISOMETRIC VIEW

**Description :** Cyan Blue: C, M, Y, K  
**Color :**  
**Material :** 1.70mm<sup>3</sup> Thick Cold-rolled Steel Sheet, 6mm thick Flexi-Glass Door  
**Size :** 2.0 meters x 1.20 meters x 0.6 meters  
**Feature :** Durable and Fashionable

**About Cabinet :**  
 1. 1,00mm thickness sheet then powder coat. (Welded surface must be hidden).  
 2. The cabinet body's material is cold-rolled steel.  
 3. 2 Swinging flexi-glass doors with 2pcs stainless steel 304 handle bars (10mm diameter Stainless Steel 304 Round Bar x 7in. screw mounted in between center.  
 4. Adjustable and detachable half shelves on the left side with support set and a hanger rack on both sides.  
 5. Locking system will make the assembly sturdy even without the rivets.  
 6. Cabinet must be mounted on the WALL or FLOOR using 4pcs. M8 x 2 Inches EXPANSION BOLT with washer.  
 7. Locking system will make the assembly sturdy even without the rivets.  
 8. Locking system of the collapsible cabinet is subject to approval during sample evaluation.

**NOTES:**  
 1. All dimensions are in millimeter unless otherwise specified.  
 2. Remove burrs and sharp edges.

**TOLERANCES FOR LENGTH GAUGING**

Grade of Accuracy	Nominal Size	Over	Under	Over	Under
Medium	0.5 to 3	± 0.10	± 0.10	± 0.10	± 0.10
	3 to 6	± 0.10	± 0.10	± 0.10	± 0.10
Fine	6 to 30	± 0.05	± 0.05	± 0.05	± 0.05
	30 to 120	± 0.05	± 0.05	± 0.05	± 0.05
Extra Fine	120 to 400	± 0.05	± 0.05	± 0.05	± 0.05
	400 to 1000	± 0.05	± 0.05	± 0.05	± 0.05

**TOLERANCES FOR RADIIUS & CHAMFERS**

Grade of Accuracy	Nominal Size	Over	Under	Over	Under
Medium	0.5 to 1	± 0.20	± 0.20	± 0.20	± 0.20
	1 to 6	± 0.20	± 0.20	± 0.20	± 0.20
Fine	6 to 30	± 0.20	± 0.20	± 0.20	± 0.20
	30 to 150	± 0.20	± 0.20	± 0.20	± 0.20

Grade of Accuracy	Nominal Size	Over	Under	Over	Under
Medium	0.5 to 1	± 0.20	± 0.20	± 0.20	± 0.20
	1 to 6	± 0.20	± 0.20	± 0.20	± 0.20
Fine	6 to 30	± 0.20	± 0.20	± 0.20	± 0.20
	30 to 150	± 0.20	± 0.20	± 0.20	± 0.20

SYN	REVISION	DATE	BY

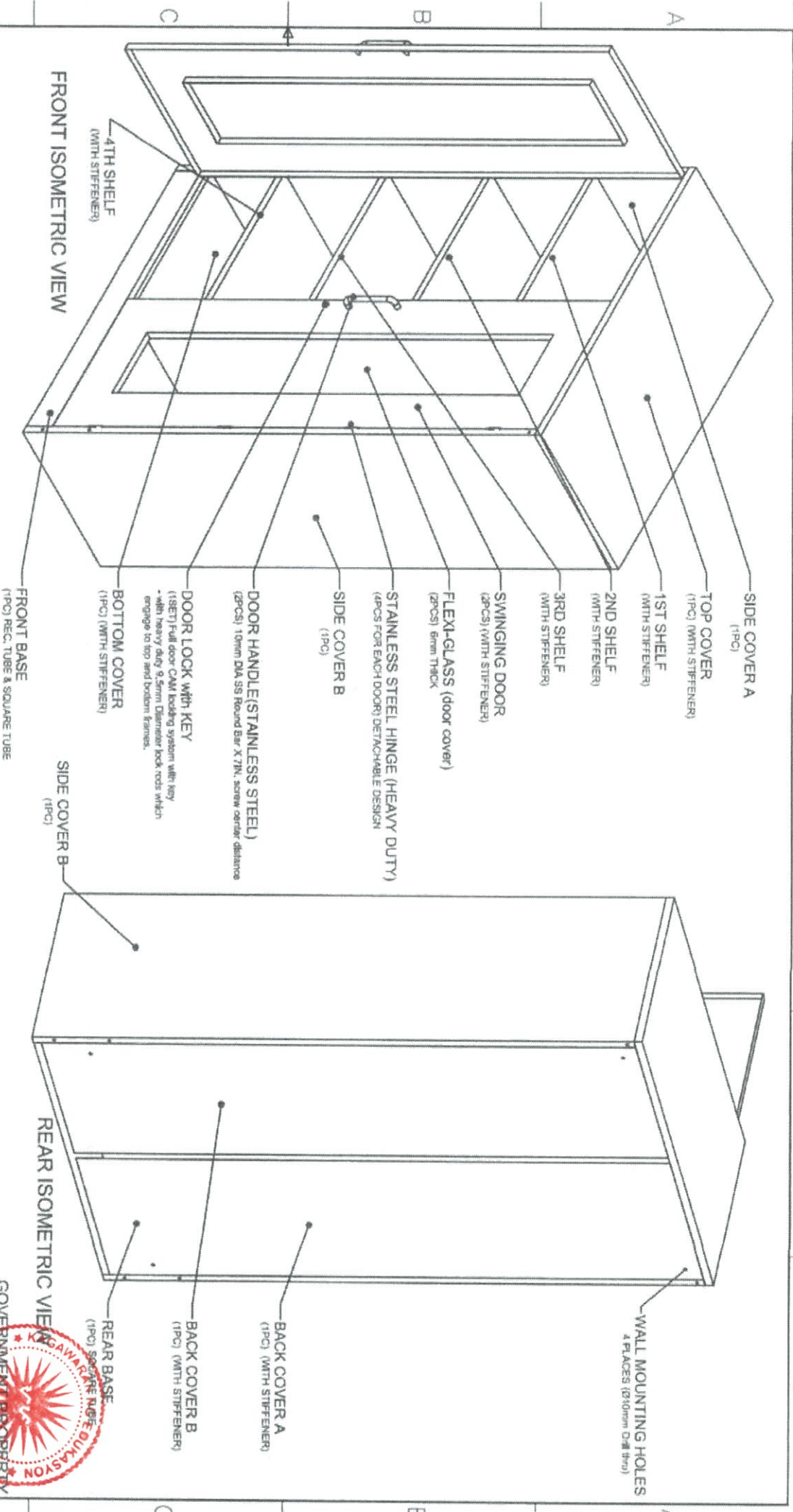
Date	JUNE 2017	Scale	(NTS)
Designed by	B. C. Lisondra	Checked by	R. H. Meri
Drawn by	B. C. Lisondra	Recommended by	R. C. Zarragoza/M. S. Macullias
Conceptualized by		Approved by	R. C. La Rosa

Item Name	COLLAPSIBLE STEEL CABINET ASSEMBLY		
Material	1mm THICK COLD-ROLLED STEEL SHEET		
Sheet	01		
File name	CABINET DESIGN 3		

CABINET FOR  
CABINET DESIGN # 3



**DepED-BLR**



**NOTES:**  
 1. All dimensions are in millimeter unless otherwise specified  
 2. Remove burrs and sharp edges.

**TOLERANCES FOR LENGTH GAUGING**

Grade of Accuracy	Number of Shells	Over	Over	Over	Over
0.5 to 3	3 to 6	0 to 30	30 to 120	120 to 400	
0.15	6 to 10	0 to 20	0 to 30	0 to 60	

**TOLERANCES FOR RADIUS & CHAMFERS**

Grade of Accuracy	Number of Shells	Over	Over	Over	Over
0.5 to 3	3 to 6	0 to 30	0 to 30	0 to 120	
0.20	6 to 10	0 to 10	0 to 10	0 to 200	

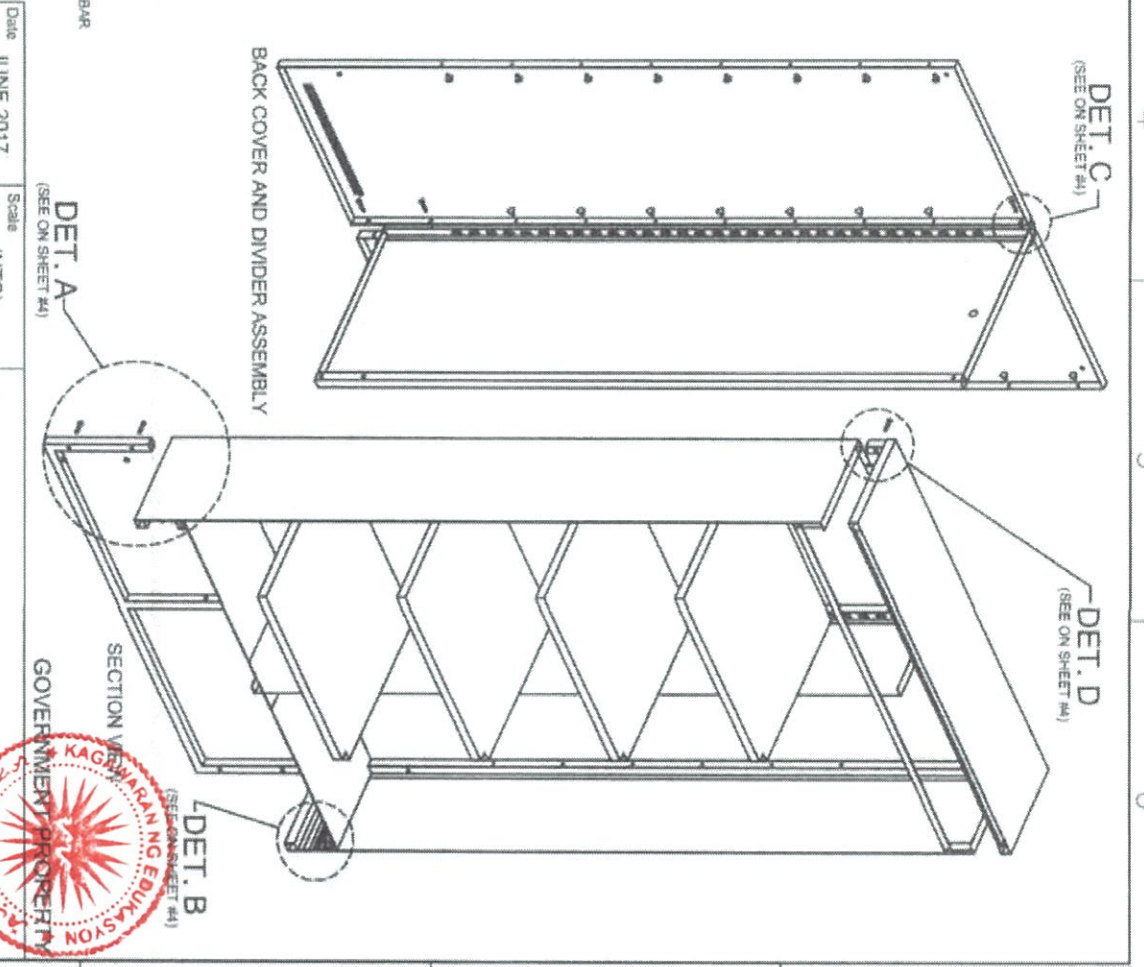
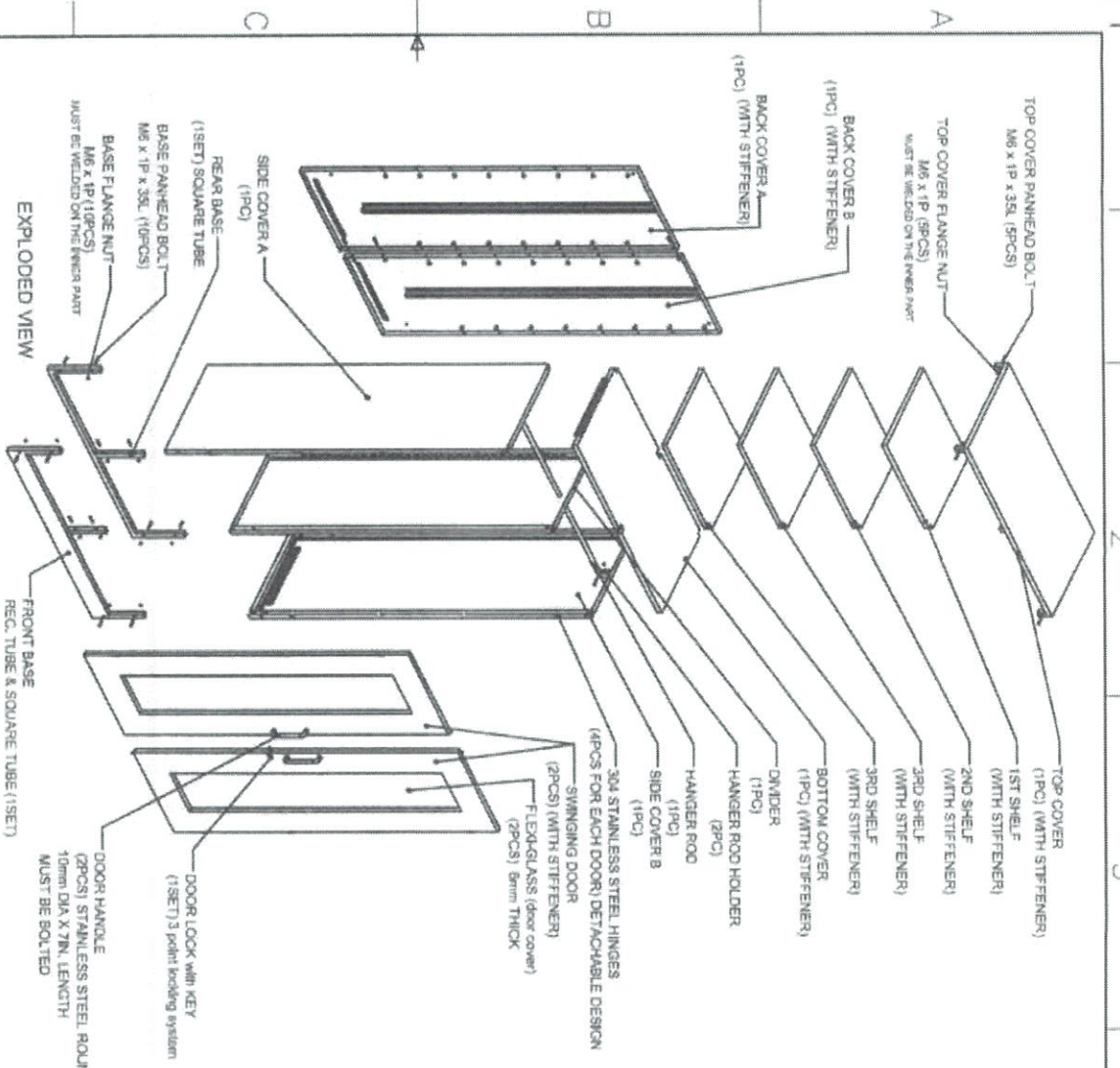
Grade of Accuracy	Number of Shells	Over	Over	Over	Over
0.5 to 3	3 to 6	0 to 30	0 to 30	0 to 120	
0.20	6 to 10	0 to 10	0 to 10	0 to 200	

Date	JUNE 2017	Scale	(NTS)
Conceptualized by			
Drawn by	B C Lisondra	Checked by	A.C. Chedera
Designed by	B C Lisondra	Checked by	R.H. Neri
Recommended by	R.C. Zaragozain	Checked by	M.S. Maquilas
Approved by	R.C. La Rosa		
Item Name	COLLAPSIBLE STEEL CABINET ASSEMBLY		
Material	1mm THICK COLD-ROLLED STEEL SHEET		
Sheet	02	File name	CABINET DESIGN 3



**CABINET FOR TV**  
**CABINET DESIGN # 3**

**DepED-BLR**



**NOTES:**  
 1. All dimensions are in millimeter unless otherwise specified  
 2. Remove burrs and sharp edges.

**TOLERANCES FOR LENGTH GAUGING**

Grade of Accuracy	Nominal Size	Over	Under
Medium	0.5 to 3	+0.10	-0.10
	3 to 6	+0.15	-0.15
Fine	6 to 30	+0.10	-0.10
	30 to 120	+0.10	-0.10
Precision	120 to 400	+0.05	-0.05
	400 to 1200	+0.05	-0.05

**TOLERANCES FOR RADII & CHAMFERS**

Grade of Accuracy	Nominal Size	Over	Under
Medium	0.5 to 3	+0.10	-0.10
	3 to 6	+0.15	-0.15
Fine	6 to 30	+0.10	-0.10
	30 to 120	+0.10	-0.10
Precision	120 to 400	+0.05	-0.05
	400 to 1200	+0.05	-0.05

REVISION	DATE	BY

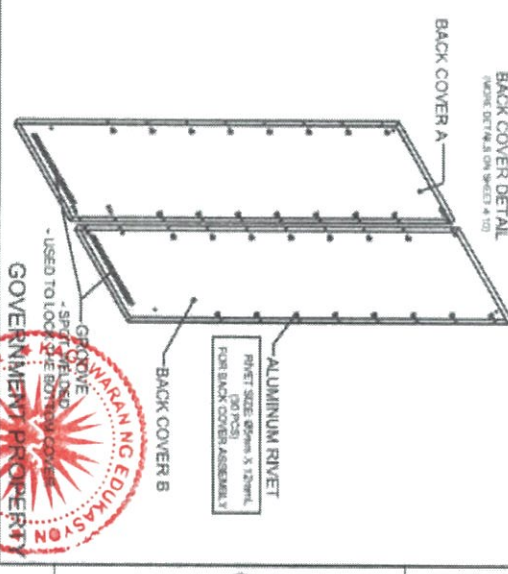
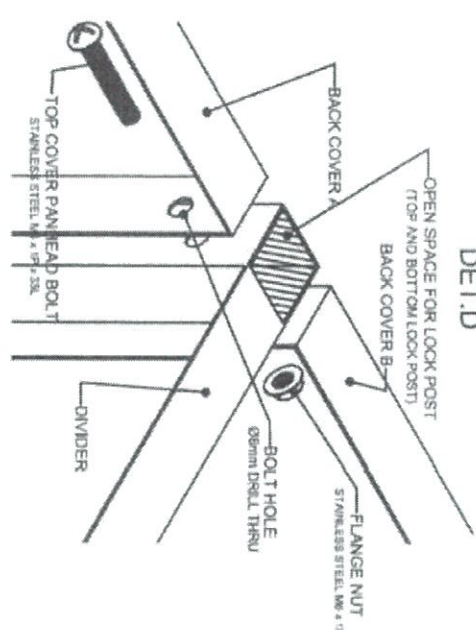
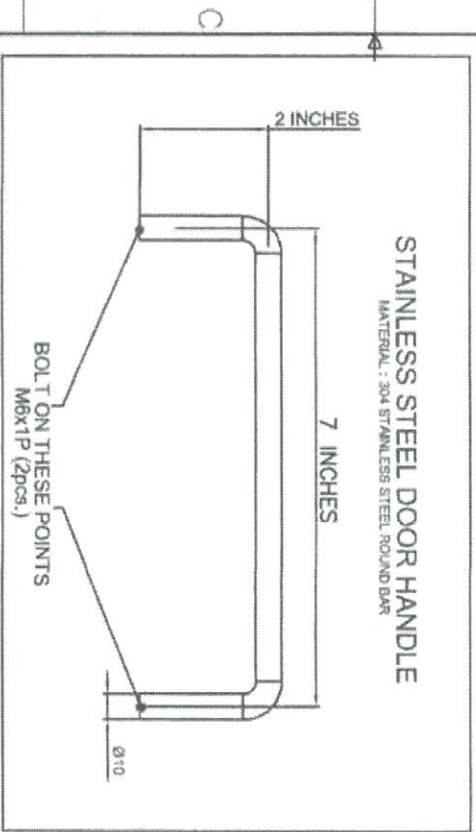
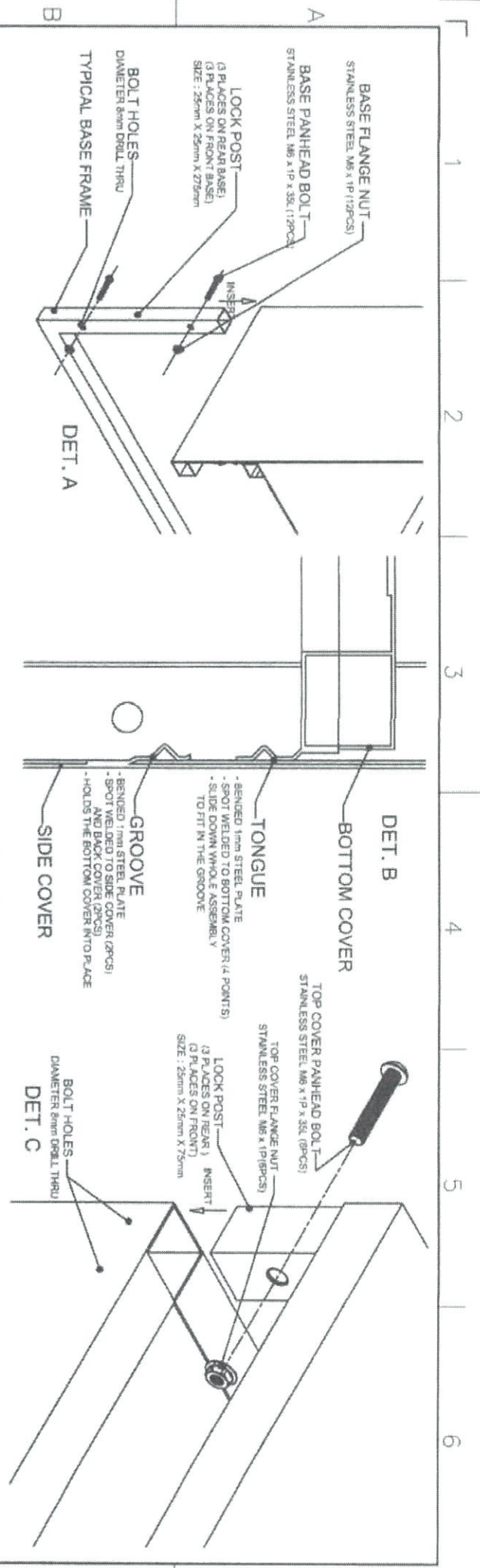
Date	JUNE 2017	Scale	(NTS)
Designed by	B.C. Lisondra	Checked by	R.H. Men
Drawn by	B.C. Lisondra	Approved by	R.C. La Rosa
Recommended by	R.C. Zaragoza/M.S. Madulas		

Item Name	COLLAPSIBLE STEEL CABINET ASSEMBLY	Sheet	03
Material	1mm THICK COLD-ROLLED STEEL SHEET	File name	CABINET DESIGN 3

**DepED-BLR**

**CABINET FOR TV**  
 CABINET DESIGN # 3





**NOTES:**

1. All dimensions are in millimeter unless otherwise specified
2. Remove burrs and sharp edges.

**TOLERANCES FOR LENGTH GAUGING**

Grade of Accuracy	Nominal Size	Over	Under
Medium	0.5 to 3	+0.10	-0.10
	3 to 6	+0.10	-0.10
Over	6 to 30	+0.20	-0.20
	30 to 120	+0.30	-0.30
Over	120 to 400	+0.50	-0.50

**TOLERANCES FOR RADII & CHAMFERS**

Grade of Accuracy	Nominal Size	Over	Under
Medium	0.5 to 3	+0.20	-0.20
	3 to 6	+0.30	-0.30
Over	6 to 30	+0.50	-0.50
	30 to 120	+1.00	-1.00
Over	120 to 400	+2.00	-2.00

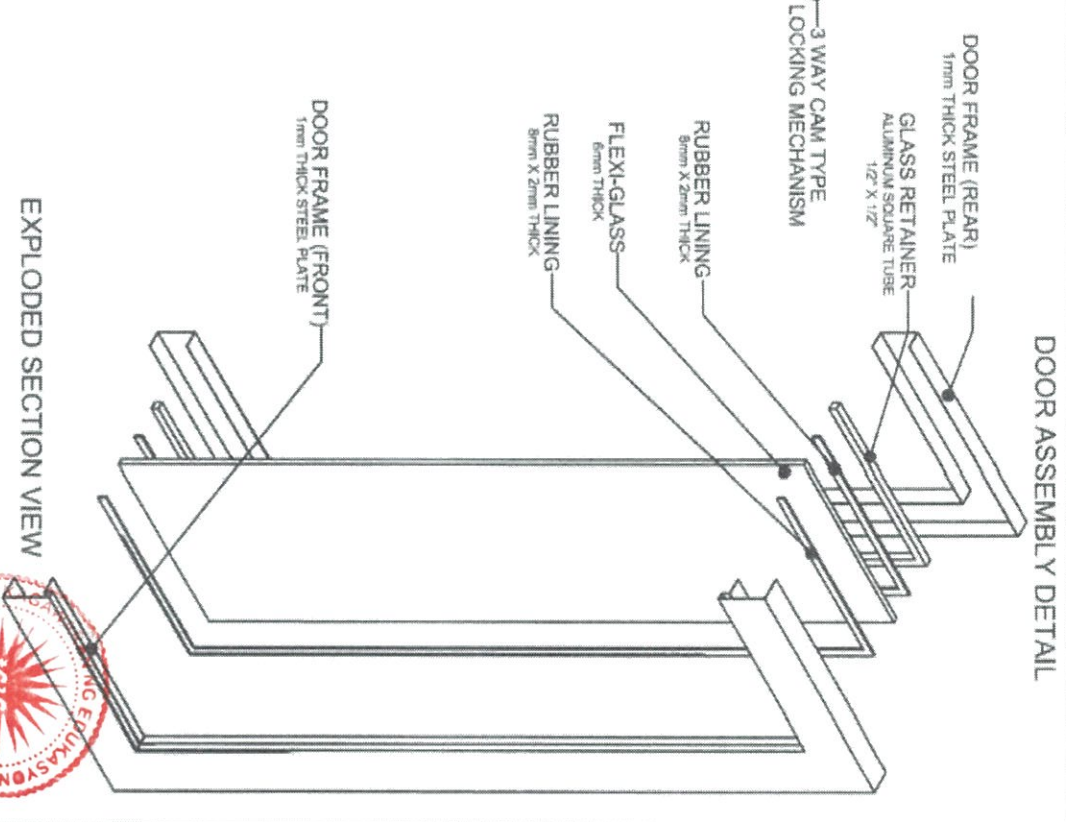
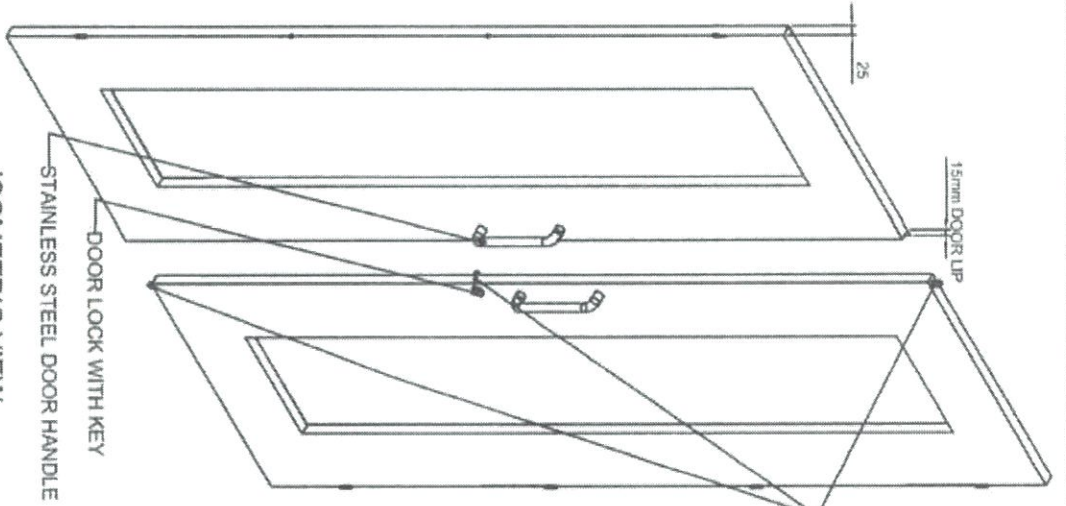
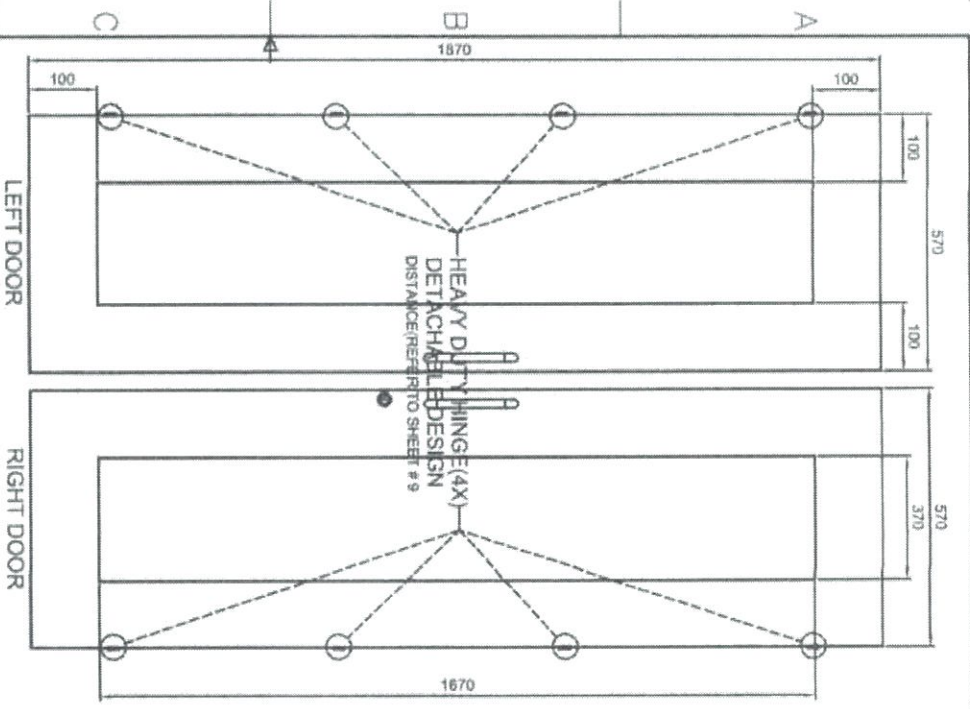
Date	JUNE 2017	Scale	(NTS)
Conceptualized by			
Drawn by	B.C. Lisondra	Checked by	A.C. Chandel
Designed by	B.C. Lisondra	Reviewed by	R.H. Nerf
Recommended by	R.C. Zeligozam, S. Maculias		
Approved by	R.C. La Rosa		

Item Name	COLLAPSIBLE STEEL CABINET DETAILS	Sheet	04
Material	1mm THICK COLD-ROLLED STEEL SHEET	File name	CABINET DESIGN 3

**CABINET FOR TV**  
**CABINET DESIGN # 3**



**DepED-BLR**



NOTES:  
1. All dimensions are in millimeter unless otherwise specified  
2. Remove burrs and sharp edges.

TOLERANCES FOR LENGTH GAUGING

Grade of Accuracy	Nominal Size	Over	Under	Over	Under
Medium	0.5 to 3	+0.10	-0.10	+0.20	-0.20
	3 to 6	+0.10	-0.10	+0.20	-0.20
Fine	0.5 to 3	+0.05	-0.05	+0.10	-0.10
	3 to 6	+0.05	-0.05	+0.10	-0.10

TOLERANCES FOR RADIUS & CHAMFERS

Grade of Accuracy	Nominal Size	Over	Under	Over	Under
Medium	0.5 to 3	+0.20	-0.20	+0.30	-0.30
	3 to 6	+0.20	-0.20	+0.30	-0.30
Fine	0.5 to 3	+0.10	-0.10	+0.15	-0.15
	3 to 6	+0.10	-0.10	+0.15	-0.15

DATE	BY	REVISION	SYN

Date	JUNE 2017	Scale	(NTS)
Designed by	B.C. Lisondra	Checked by	R.H. Men
Recommended by	R.C. Zaragoza / S. Macullas	Approved by	R.C. La Rosa

Item Name: DOOR DETAIL

Material: 1mm THICK COLD-ROLLED STEEL SHEET

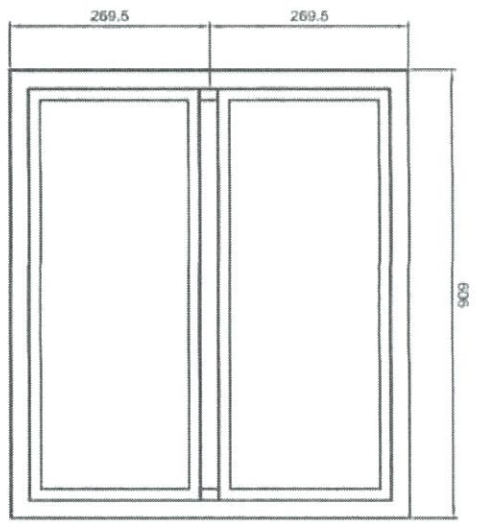
File name: CABINET DESIGN 3

Sheet: 05

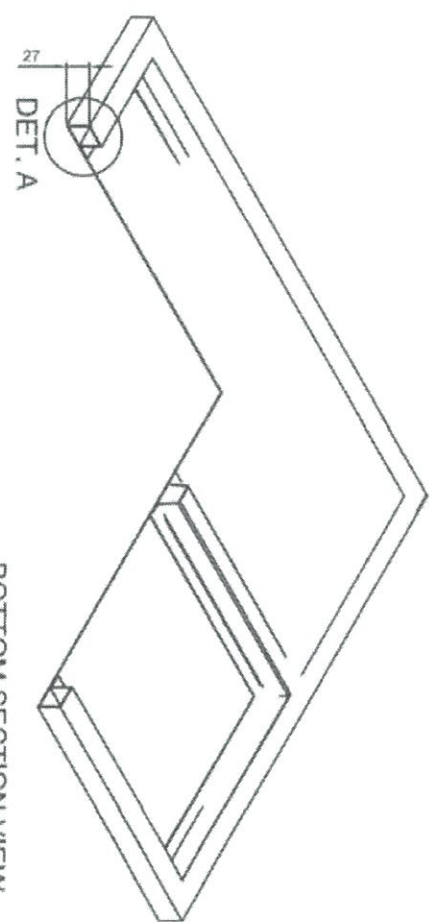
GOVERNMENT PROPERTY

DepED-BLR

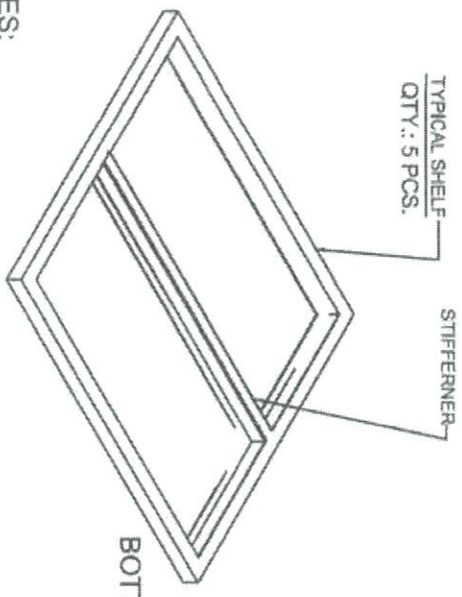




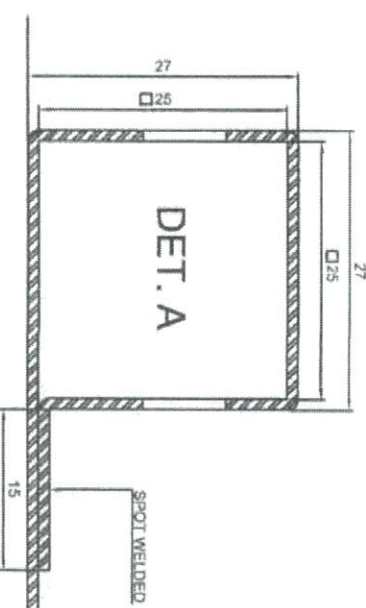
TOP VIEW



BOTTOM SECTION VIEW



BOTTOM ISOMETRIC VIEW



TYPICAL BENDING DETAIL

- NOTES:**
1. All dimensions are in millimeter unless otherwise specified
  2. Remove burrs and sharp edges.

**TOLERANCES FOR LENGTH GAUGING**

Grade of Accuracy	Normal Size	Over 0.5 to 3	Over 3 to 6	Over 6 to 30	Over 30 to 120	Over 120 to 400
Millium		+ 0.10	+ 0.10	+ 0.20	+ 0.30	+ 0.50

**TOLERANCES FOR RADIUS & CHAMFERS**

Grade of Accuracy	Normal Size	Over 0.5 to 3	Over 3 to 6	Over 6 to 30	Over 30 to 120	Over 120 to 400
Millium		+ 0.20	+ 0.50	+ 1.00	+ 2.00	+ 2.00

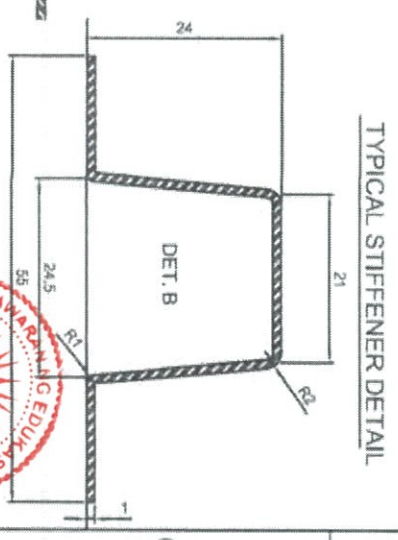
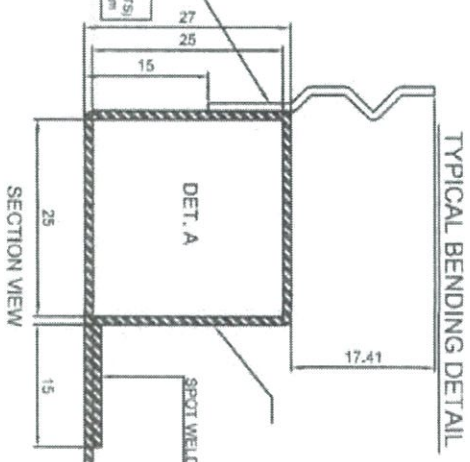
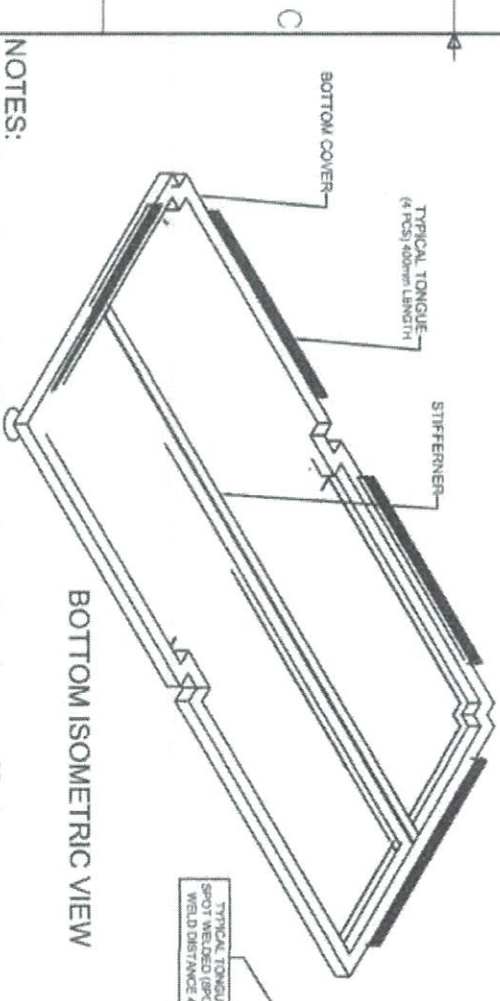
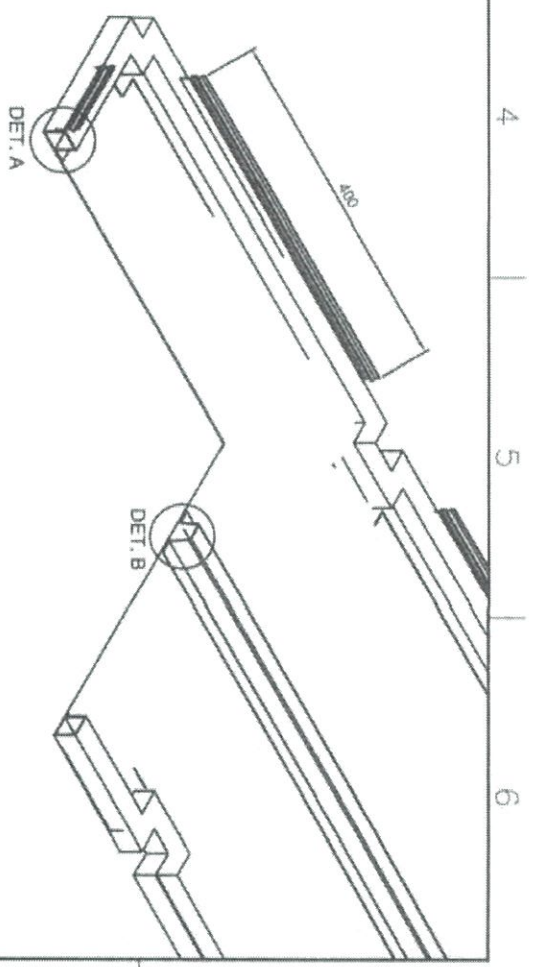
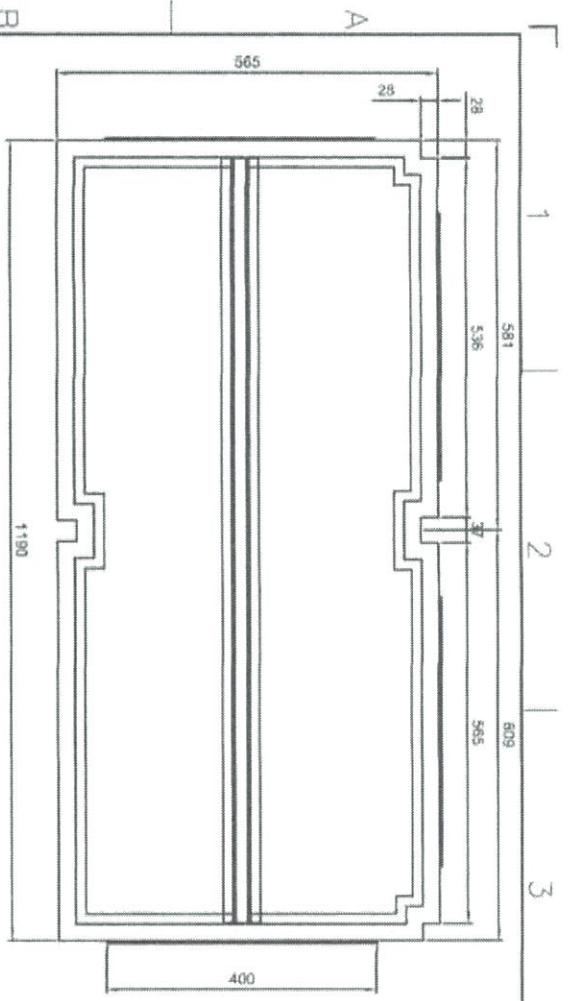
SYM	REVISION	DATE	BY

Date	JUNE 2017	Scale	(NTS)
Conceptualized by			
Drawn by	B. C. Lisondra	Checked by	R. H. Merit
Designed by	B. C. Lisondra	QC/Checked by	R. H. Merit
Recommended by	R. C. Zaragoza/M. S. Macdules	Approved by	R. C. La Rosa

Item Name: TYPICAL SHELF DETAIL  
 Material: 1mm THICK COLD-ROLLED STEEL SHEET  
 Sheet: 06  
 File name: CABINET DESIGN 3

**GOVERNMENT PROPERTY**  
 KAGAWAN NG EDUKASYON  
 DEPED-EDUCATION DIVISION

**DepED-BLR**



NOTES:  
 1. All dimensions are in millimeter unless otherwise specified  
 2. Remove burrs and sharp edges.

TOLERANCES FOR LENGTH GAUGING

Grade of Accuracy	Number of Size	Over	Over	Over	Over
Medium	0.5 to 3	± 0.10	± 0.10	± 0.20	± 0.30
Medium	3 to 6	± 0.15	± 0.15	± 0.30	± 0.40
Medium	6 to 30	± 0.20	± 0.20	± 0.40	± 0.50
Medium	30 to 120	± 0.30	± 0.30	± 0.50	± 0.60
Medium	120 to 400	± 0.40	± 0.40	± 0.60	± 0.70

TOLERANCES FOR RADIUS & CHAMFERS

Grade of Accuracy	Number of Size	Over	Over	Over	Over
Smooth	0.5 to 3	± 0.20	± 0.20	± 0.40	± 0.50
Smooth	3 to 6	± 0.30	± 0.30	± 0.50	± 0.60
Smooth	6 to 30	± 0.40	± 0.40	± 0.60	± 0.70
Smooth	30 to 120	± 0.50	± 0.50	± 0.70	± 0.80
Smooth	120 to 400	± 0.60	± 0.60	± 0.80	± 0.90

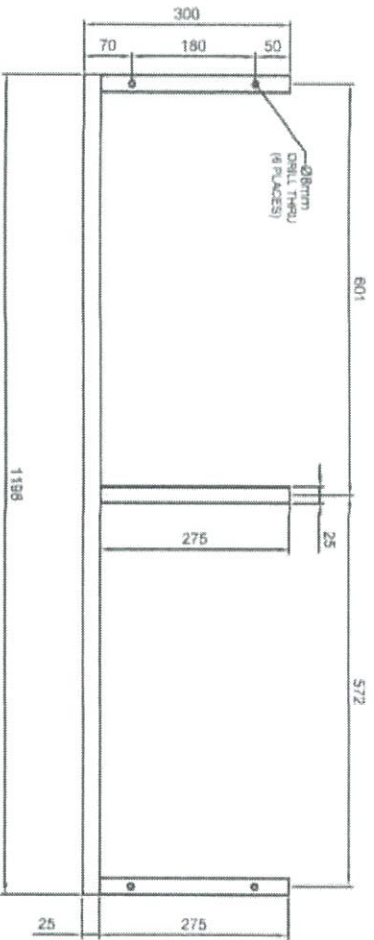
DATE	BY	REVISION	SYM
JUNE 2017	B. C. Lisondra		

Date: JUNE 2017  
 Scale: (NTS)  
 Computerized by:  
 Drawn by: B. C. Lisondra  
 Designed by: B. C. Lisondra  
 Q.C. Checked by: R. H. Nieto  
 Recommended by: R. C. Zarate, M. S. Maquillas  
 Approved by: R. C. La Rosa

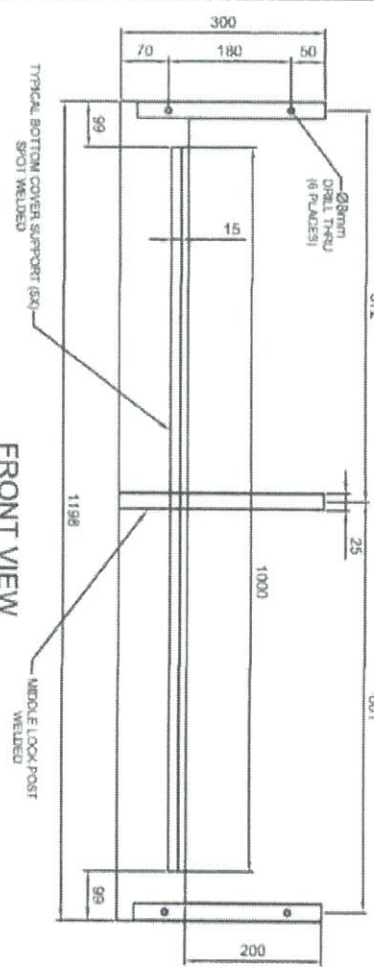
Item Name: BOTTOM COVER DETAIL  
 Material: 1mm THICK COLD-ROLLED STEEL SHEET  
 Scale: 07  
 File name: CABINET DESIGN 3

**DepED-BLR**

SECTION MEIN  
 GOVERNMENT PROPERTY



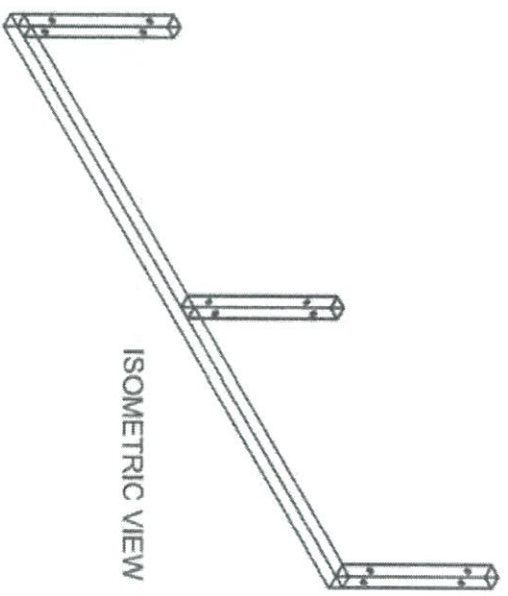
REAR BASE FRAME



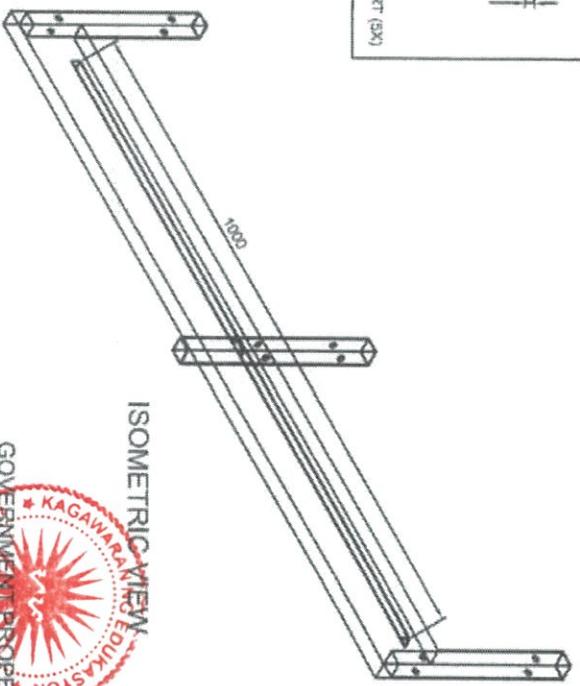
FRONT BASE FRAME

FRONT VIEW

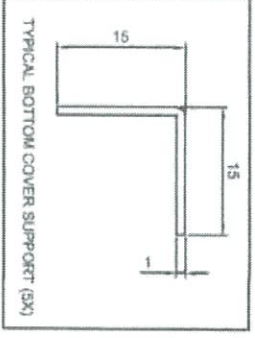
FRONT VIEW



ISOMETRIC VIEW



ISOMETRIC VIEW



TYPICAL BOTTOM COVER SUPPORT (SX)

NOTES:

1. All dimensions are in millimeter unless otherwise specified
2. Remove burrs and sharp edges.

TOLERANCES FOR LENGTH GAUGING

Grade of Accuracy	Nominal Size	Over	Over	Over	Over
Medium	0.5 to 3	+0.10	+0.10	+0.20	+0.30
	3 to 6	+0.10	+0.10	+0.20	+0.30
Fine	0.5 to 3	+0.05	+0.05	+0.10	+0.15
	3 to 6	+0.05	+0.05	+0.10	+0.15

TOLERANCES FOR RADIUS & CHAMFERS

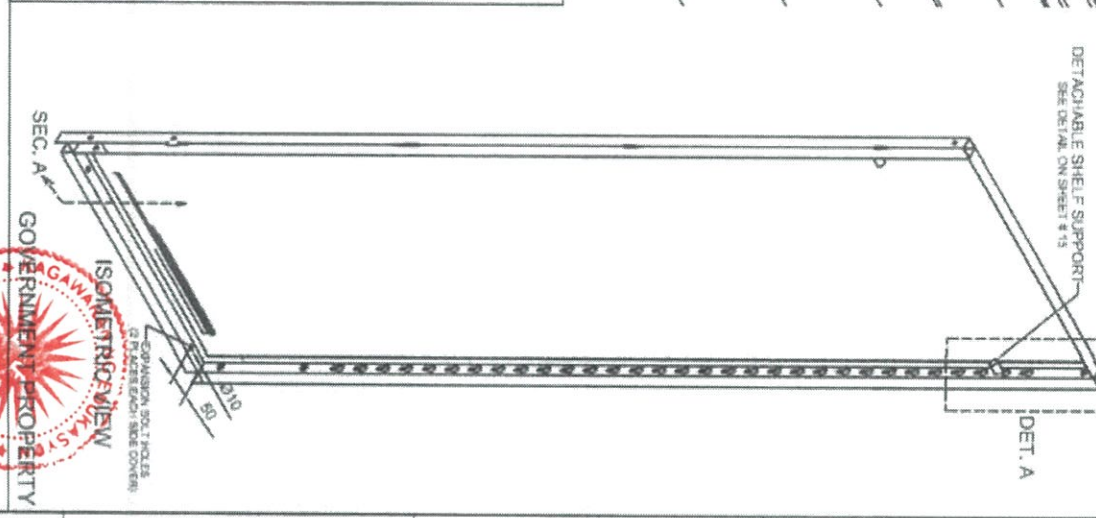
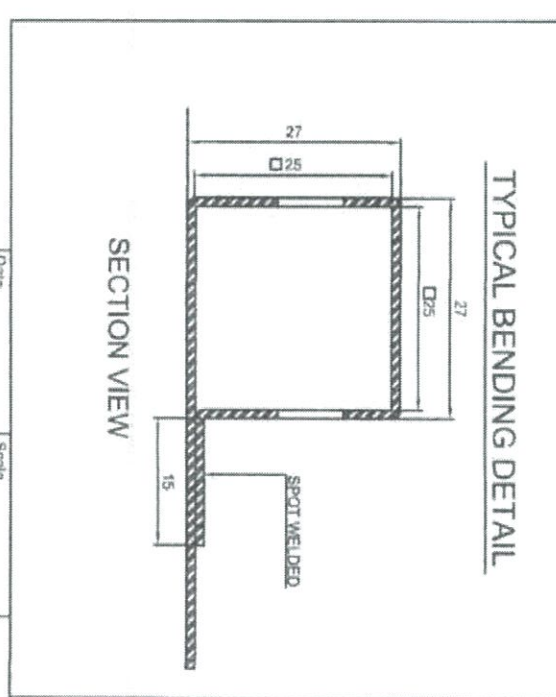
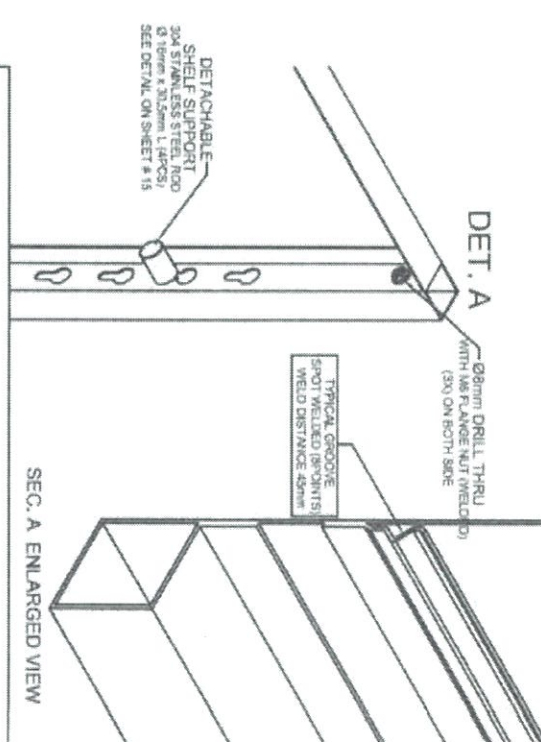
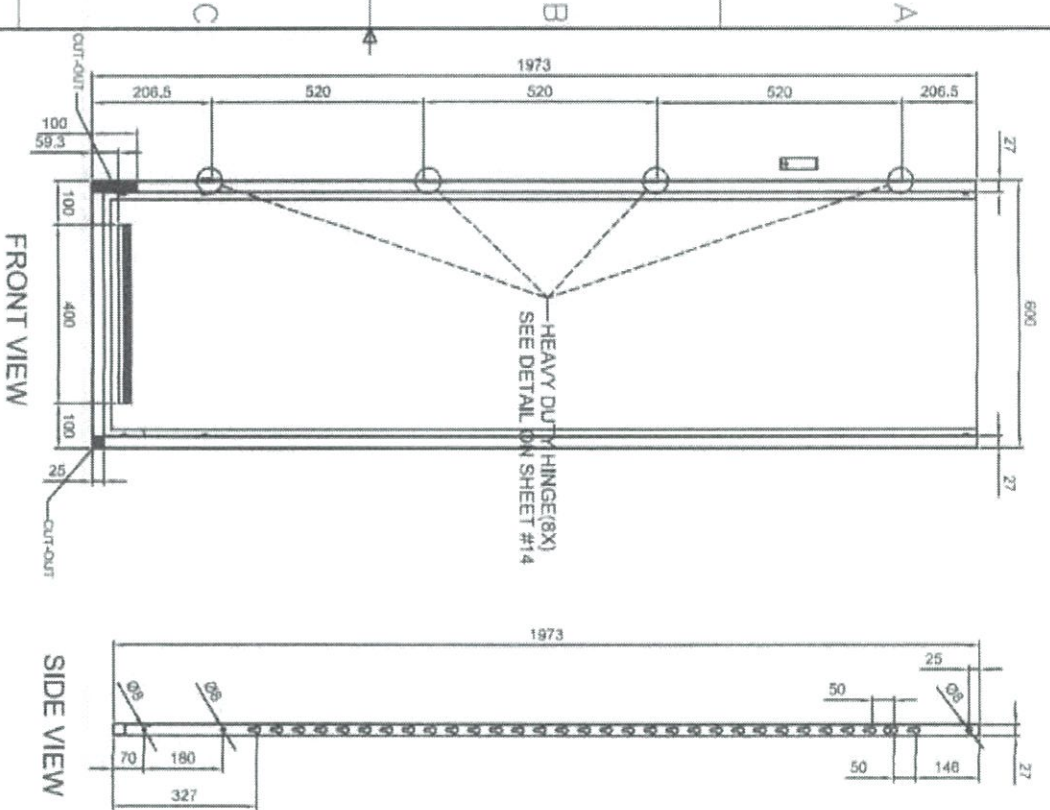
Grade of Accuracy	Nominal Size	Over	Over	Over	Over
Medium	0.5 to 3	+0.20	+0.20	+0.40	+0.50
	3 to 6	+0.20	+0.20	+0.40	+0.50
Fine	0.5 to 3	+0.10	+0.10	+0.20	+0.25
	3 to 6	+0.10	+0.10	+0.20	+0.25

Date	JUNE 2017	Scale	(NTS)
Designed by	B. C. Lisandra	Checked by	R. H. Meri
Drawn by	B. C. Lisandra	Q.C. Checked by	R. C. La Rosa
Recommended by	R. C. Zaragozam, S. Macullas	Approved by	R. C. La Rosa

Item Name	BASE FRAMES DETAIL	Sheet	08
Material	1mm THICK COLD-ROLLED STEEL SHEET	File name	CABINET DESIGN 3
CABINET FOR TYPE 3		CABINET DESIGN 3	



DepED-BLR



**NOTES:**  
 1. All dimensions are in millimeter unless otherwise specified  
 2. Remove burrs and sharp edges.

**TOLERANCES FOR LENGTH GAUGING**

Grade of Accuracy	Nominal Size	Over	Under
Maximum	0.5 to 3	+0.10	-0.20
	3 to 6	+0.15	-0.30
Over	6 to 30	+0.20	-0.40
	30 to 120	+0.30	-0.60
Over	120 to 400	+0.50	-1.00
	400 to 1200	+0.75	-1.50

**TOLERANCES FOR RADIUS & CHAMFERS**

Grade of Accuracy	Nominal Size	Over	Under
Smooth	0.5 to 3	+0.20	-0.40
	3 to 6	+0.30	-0.60
Medium	6 to 30	+0.40	-0.80
	30 to 120	+0.60	-1.20

REVISION	DATE	BY

Date	JUNE 2017	Scale	(NTS)
Conceptualized by			
Drawn by	B C Lisondra		
Designed by	R H Melf		
Checked by			
Recommended by	R. C. Zaragoza/M. S. Magallanes		
Approved by	R. C. La Rosa		

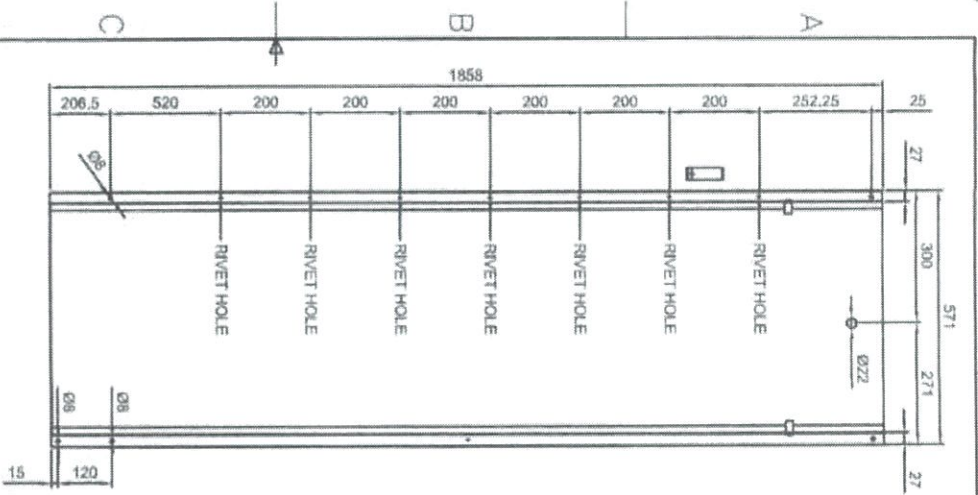
  

Item Name	SIDE COVER A	Item No.	09
Material	1mm THICK COLD-ROLLED STEEL SHEET	File name	CABINET DESIGN 3

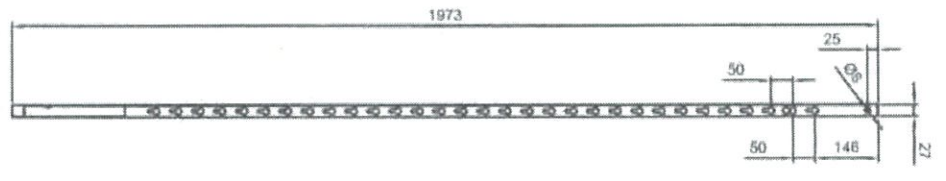
**DepED-BLR**

**CABINET FOR TVL**  
 CABINET DESIGN #3

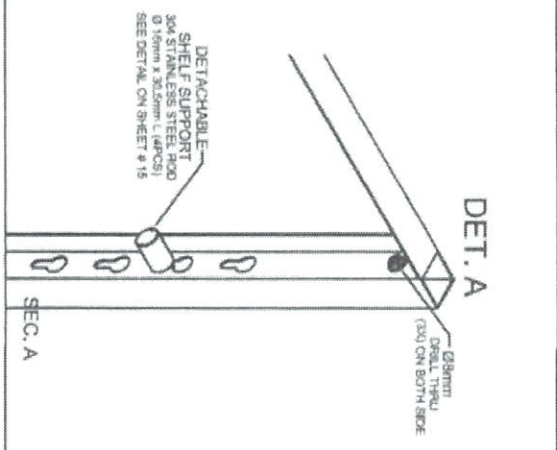




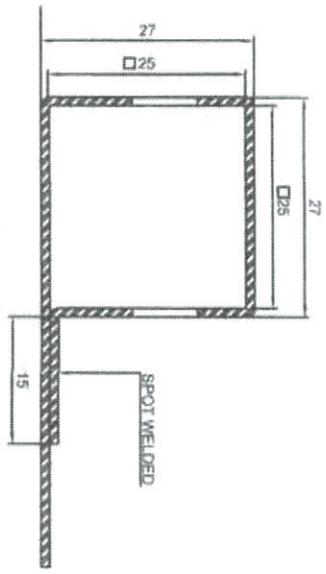
FRONT VIEW



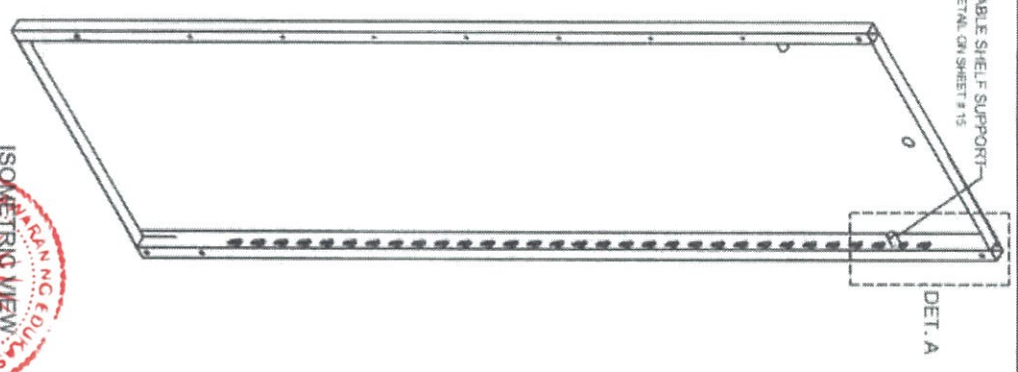
SIDE VIEW



TYPICAL BENDING DETAIL



SECTION VIEW



ISOMETRIC VIEW  
GOVERNMENT PROPERTY  
KORANG & DUKUN SYON

- NOTES:  
 1. All dimensions are in millimeter unless otherwise specified  
 2. Remove burrs and sharp edges.

TOOLERANCES FOR LENGTH GAUGING

Grade of Accuracy	Normal Size	Over	Under	Over	Under
Medium	0.5 to 3	+0.10	-0.10	+0.20	-0.20
	3 to 6	+0.15	-0.15	+0.30	-0.30
Fine	6 to 30	+0.10	-0.10	+0.20	-0.20
	30 to 120	+0.15	-0.15	+0.30	-0.30
Extra Fine	120 to 400	+0.10	-0.10	+0.20	-0.20
	400 to 1200	+0.15	-0.15	+0.30	-0.30

TOOLERANCES FOR RADIUS & CHAMFERS

Grade of Accuracy	Normal Size	Over	Under	Over	Under
Medium	0.5 to 3	+0.10	-0.10	+0.20	-0.20
	3 to 6	+0.15	-0.15	+0.30	-0.30
Fine	6 to 30	+0.10	-0.10	+0.20	-0.20
	30 to 120	+0.15	-0.15	+0.30	-0.30
Extra Fine	120 to 400	+0.10	-0.10	+0.20	-0.20
	400 to 1200	+0.15	-0.15	+0.30	-0.30

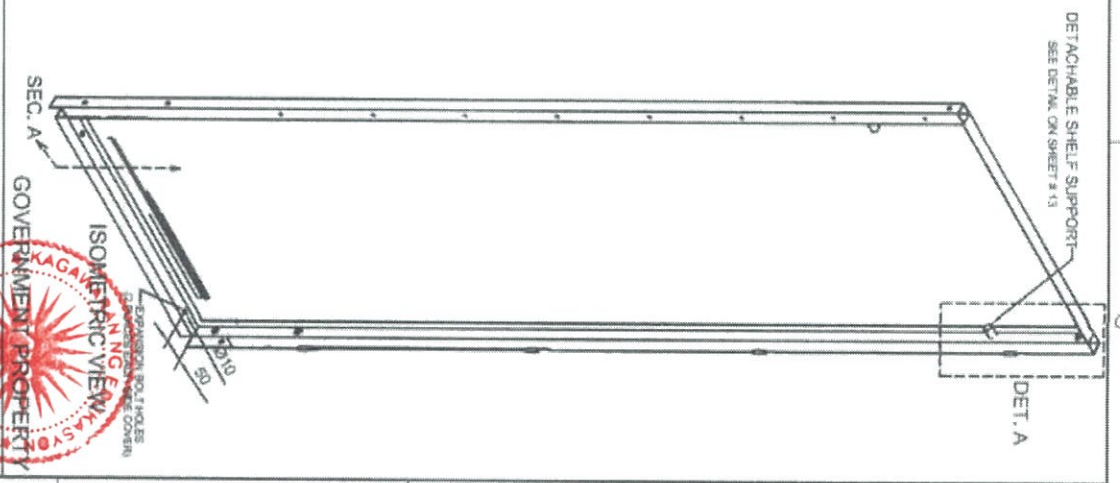
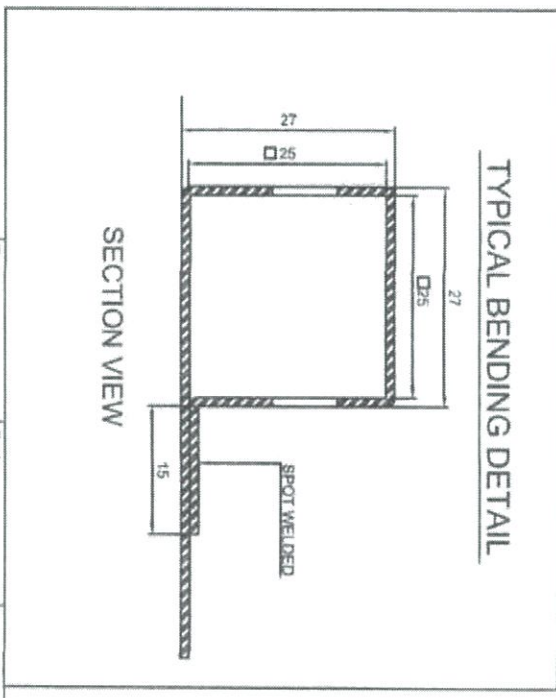
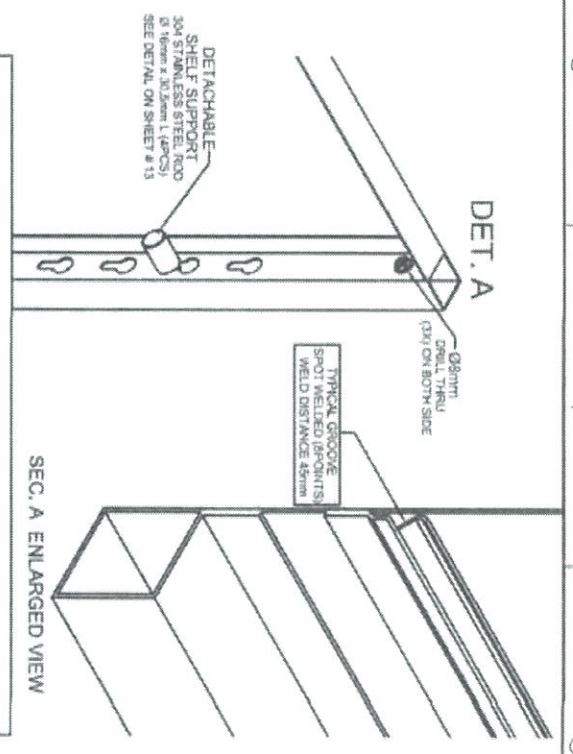
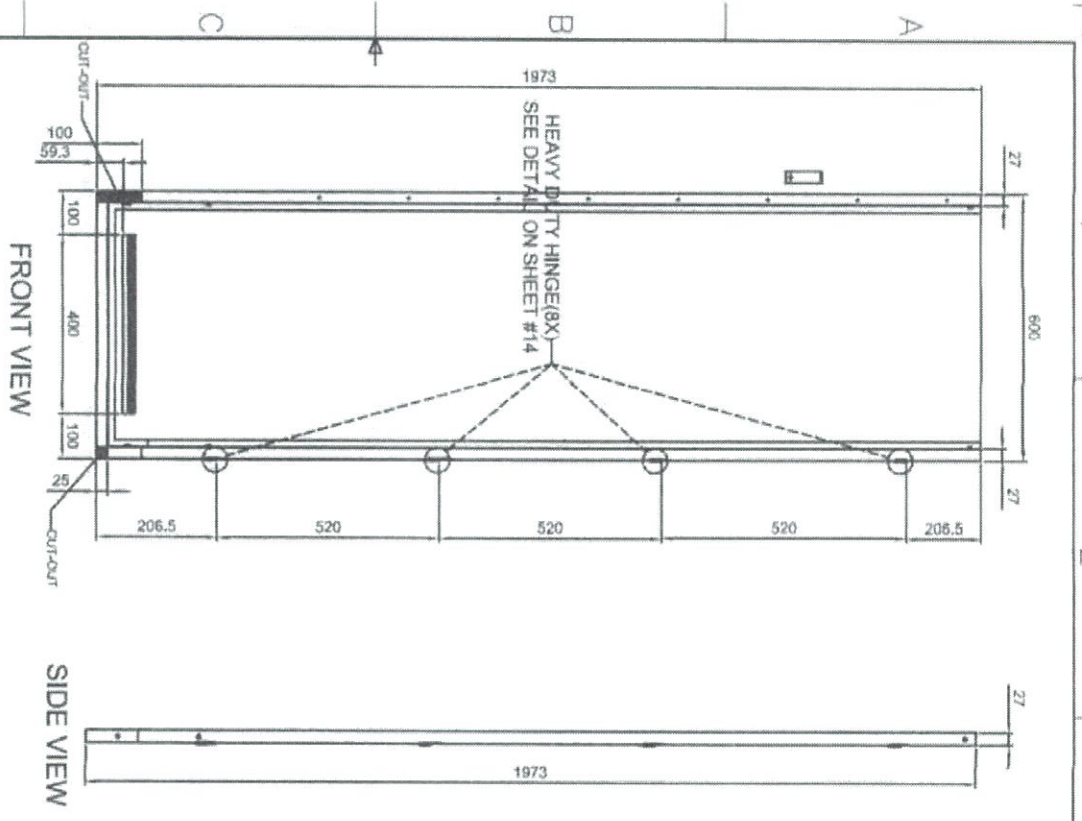
Grade of Accuracy	Normal Size	Over	Under	Over	Under
Medium	0.5 to 3	+0.10	-0.10	+0.20	-0.20
	3 to 6	+0.15	-0.15	+0.30	-0.30
Fine	6 to 30	+0.10	-0.10	+0.20	-0.20
	30 to 120	+0.15	-0.15	+0.30	-0.30
Extra Fine	120 to 400	+0.10	-0.10	+0.20	-0.20
	400 to 1200	+0.15	-0.15	+0.30	-0.30

SYMBOL	REVISION	DATE	BY

Date	JUNE 2017	Scale	(NTS)
Conceptualized by			
Drawn by	B.C. Usordia		
Designed by	A.C. Ojha		
Recommended by	B.C. Usordia		
Approved by	R.C. La Rosa		

Item Name	DIVIDER		
Material	3mm THICK COLD-ROLLED STEEL SHEET		
Sheet	10		
File name	CABINET DESIGN 3		

**DepED-BLR**



**NOTES:**  
 1. All dimensions are in millimeter unless otherwise specified  
 2. Remove burrs and sharp edges.

**TOLERANCES FOR LENGTH GAUGING**

Grade of Accuracy	Nominal Size	Over	Under	Over	Under	Over	Under
Medium	0.5 to 3	+0.10	-0.10	+0.20	-0.20	+0.50	-0.50
				30 to 120	120 to 400		
Close of Accuracy	0.5 to 3	+0.05	-0.05	+0.10	-0.10	+0.20	-0.20
				30 to 120	120 to 400		

**TOLERANCES FOR RADIUS & CHAMFERS**

Grade of Accuracy	Nominal Size	Over	Under
Smooth Finish	0.5 to 3	+0.20	-0.20
Close of Accuracy	0.5 to 3	+0.10	-0.10

Date: JUNE 2017 Scale: (NTS)

Designed by: B C Lisondra Checked by: R H Men

Recommended by: R. C. Zepigoza/M. S. Macuilas

Approved by: R. C. La Rosa

Item Name: SIDE COVER B

Material: 1mm THICK COLD-ROLLED STEEL SHEET

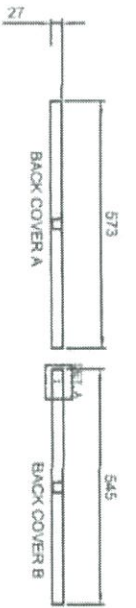
File Name: CABINET DESIGN 3

Sheet: 11

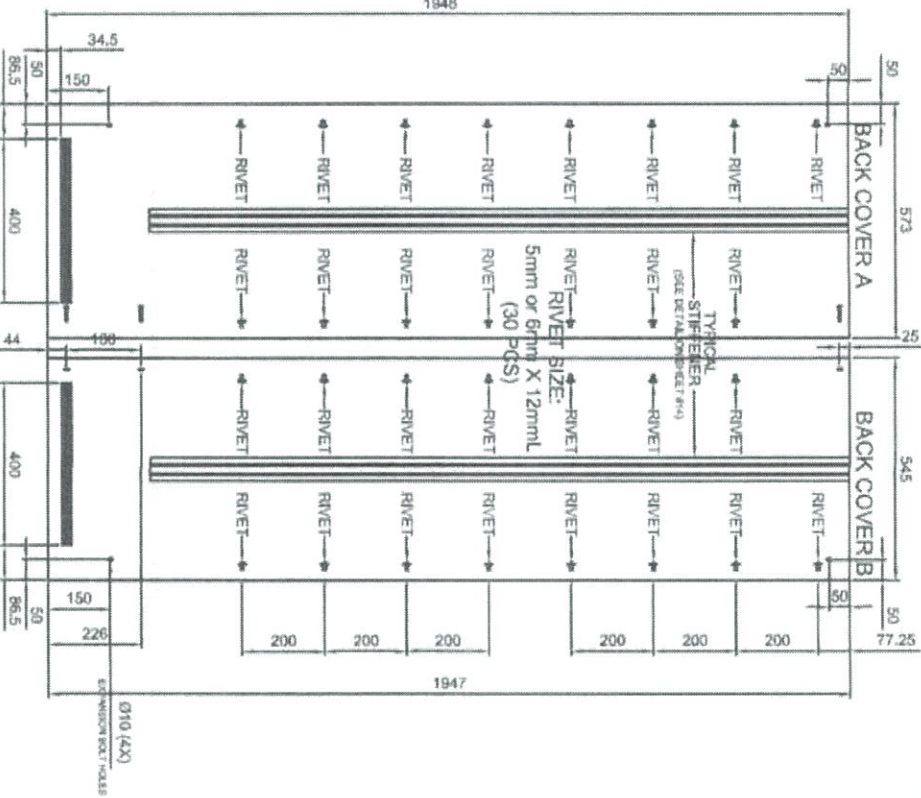
**CABINET FOR TML**  
**CABINET DESIGN # 3**



**DepED-BLR**



TOP VIEW



FRONT VIEW


- NOTES:  
 1. All dimensions are in millimeter unless otherwise specified  
 2. Remove burrs and sharp edges.

TOLERANCES FOR LENGTH GAUGING

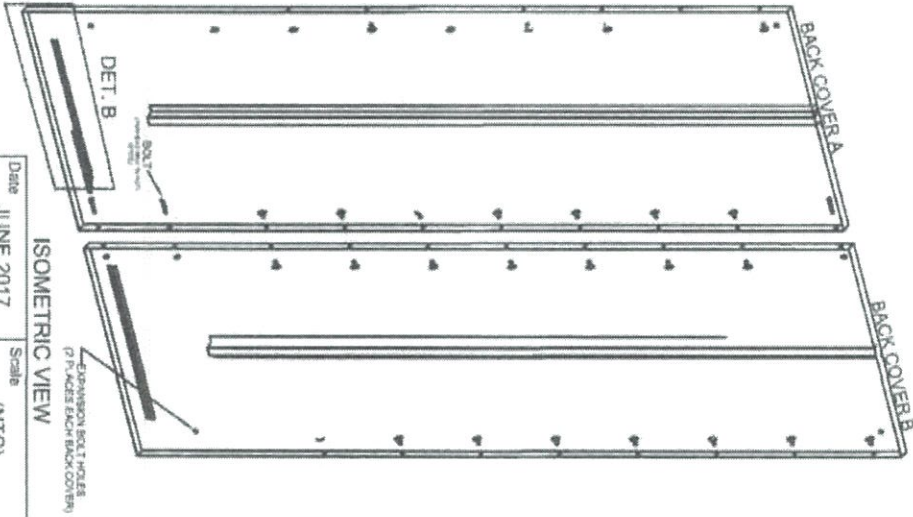
Grade of Accuracy	Nominal Size	Over	Under
Medium	0.5 to 3	+0.10	-0.10
	3 to 6	+0.20	-0.20
Fine	6 to 30	+0.30	-0.30
	30 to 120	+0.50	-0.50
Extra Fine	120 to 400	+0.75	-0.75
	400 to 1000	+1.00	-1.00

TOLERANCES FOR RADIUS & CHAMFERS

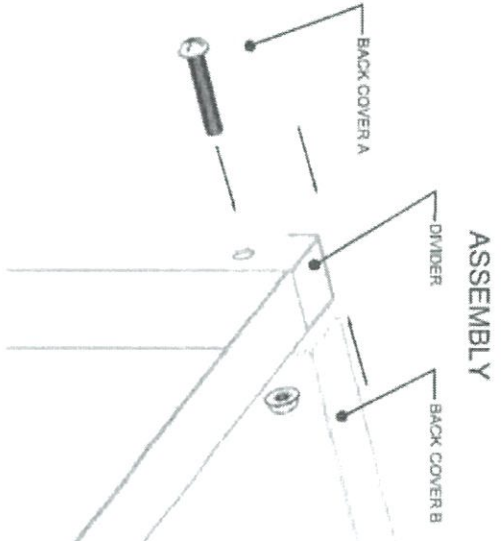
Grade of Accuracy	Nominal Size	Over	Under
Smooth	0.5 to 2	+0.25	-0.25
	2 to 30	+0.50	-0.50
Medium	30 to 120	+1.00	-1.00
	120 to 200	+1.50	-1.50




DET. A



ISOMETRIC VIEW



ASSEMBLY



DET. B

ENLARGED VIEW

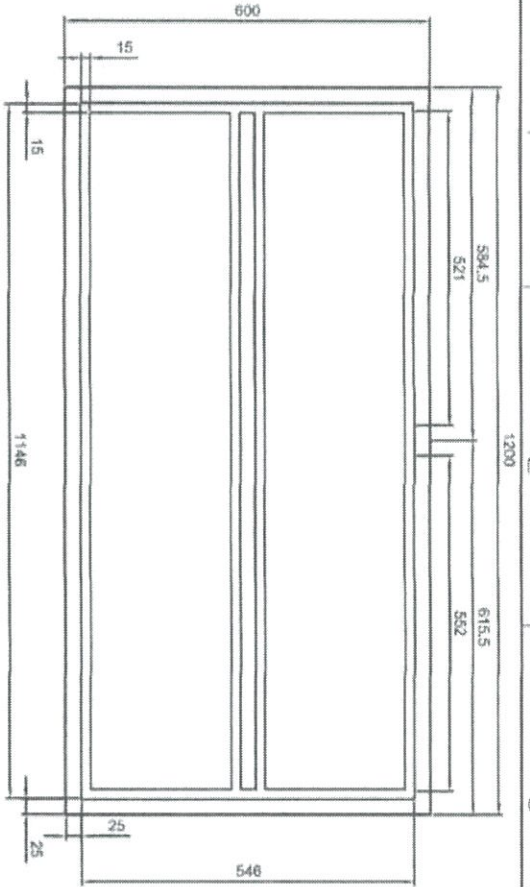
GOVERNMENT PROPERTY

CABINET FOR TV  
 CABINET DESIGN # 3

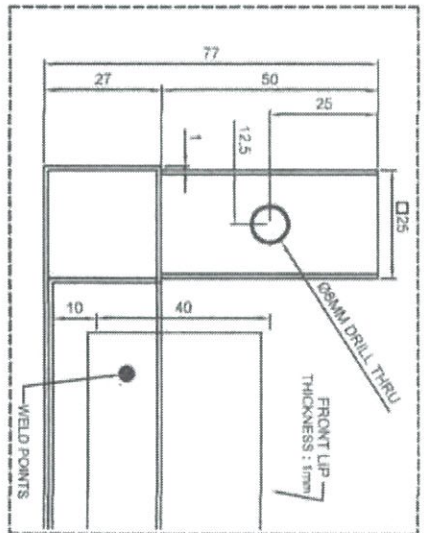
Date: JUNE 2017  
 Scale: (NTS)  
 Conceptualized by:  
 Drawn by: B. C. Lisondra  
 Designed by: G. C. Onibek by  
 B. C. Lisondra  
 R. H. Neri  
 Recommended by:  
 R. C. Zarigozani, S. Maquilas  
 Approved by:  
 R. C. La Rosa

Item Name: BACK COVER A AND BACK COVER B DETAIL  
 Material: 1mm THICK COLD-ROLLED STEEL SHEET  
 Sheet: 12  
 File Name: CABINET DESIGN 3

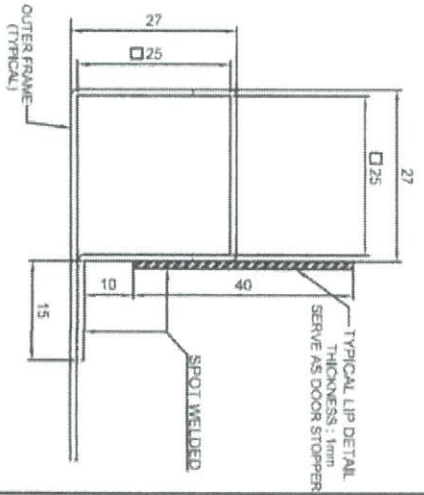
**DepED-BLR**



TOP VIEW

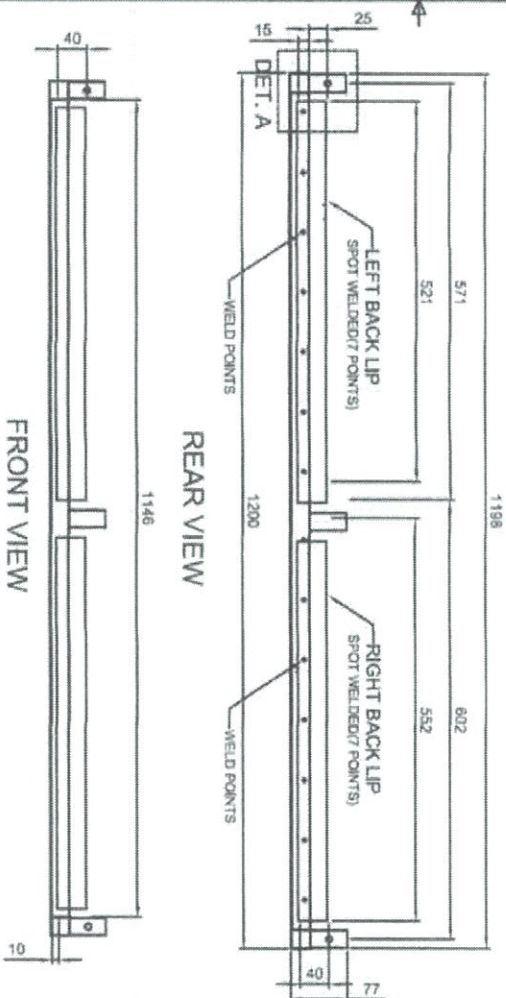


DET. A



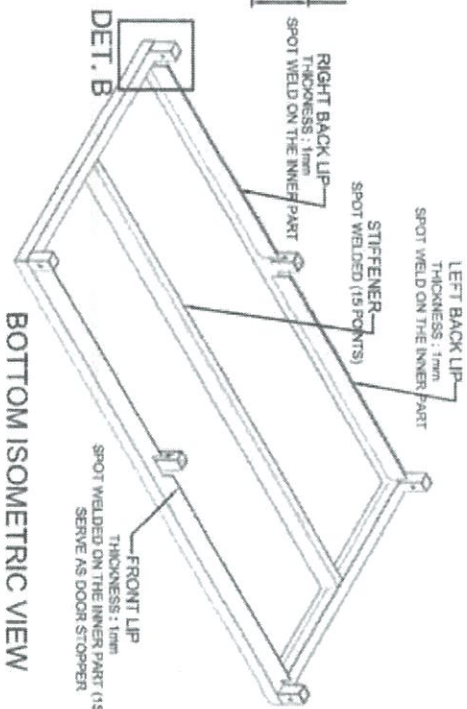
TYPICAL BENDING DETAIL

SECTION VIEW

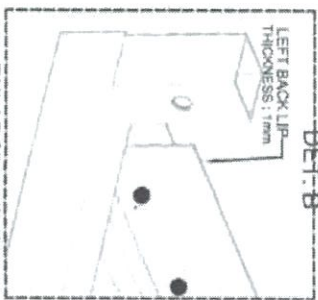


REAR VIEW

FRONT VIEW



BOTTOM ISOMETRIC VIEW



ENLARGED VIEW


- NOTES:**
1. All dimensions are in millimeter unless otherwise specified
  2. Remove burrs and sharp edges.

**TOLERANCES FOR LENGTH GAUGING**

Grade of Accuracy	Normal Size	Over 3 to 6	Over 6 to 30	Over 30 to 120	Over 120 to 400
Medium	+ 0.10	+ 0.10	+ 0.20	+ 0.30	+ 0.50

**TOLERANCES FOR RADIIUS & CHAMFERS**

Grade of Accuracy	Normal Size	Over 3 to 6	Over 6 to 30	Over 30 to 120	Over 120 to 400
Medium	+ 0.20	+ 0.50	+ 1.00	+ 2.00	+ 2.00

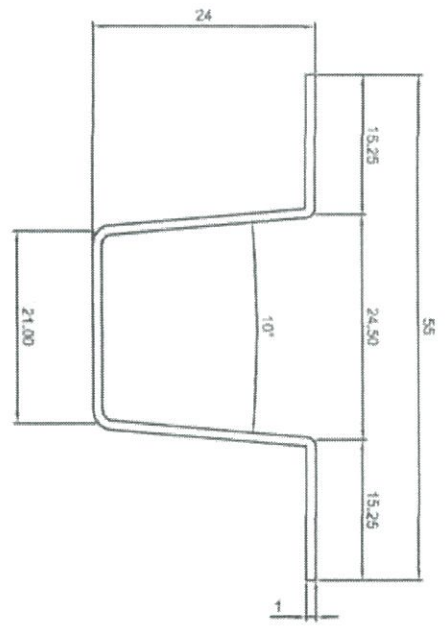
Date: JUNE 2017	Scale: (NTS)	Item Name: TOP COVER DETAIL	Sheet: 13
Conceptualized by:	Drawn by: B C Lisondra	Material: 1mm THICK COLD-ROLLED STEEL SHEET	File name: CABINET DESIGN 3
Designed by: B C Lisondra	Q.C. Checked by: R H Neri	RECOMMENDED BY: R. C. ZARAGOZA/M. S. MAQUILLAS	
Approved by: R. C. LA ROSA	DATE: BY:	 <b>DepED-BLR</b>	

CABINET FOR THE  
CABINET DESIGN # 3

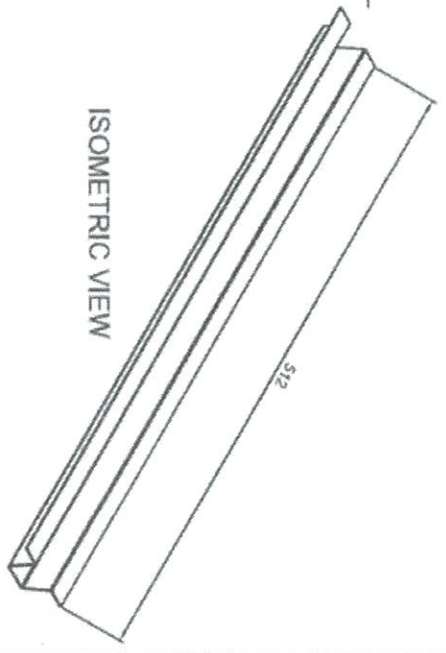




**STIFFENER**

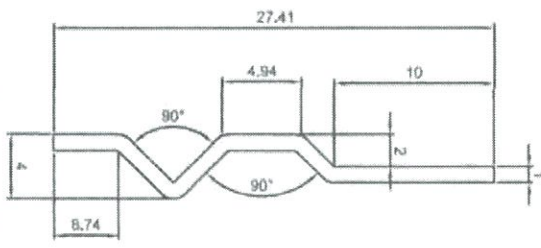


TOP VIEW

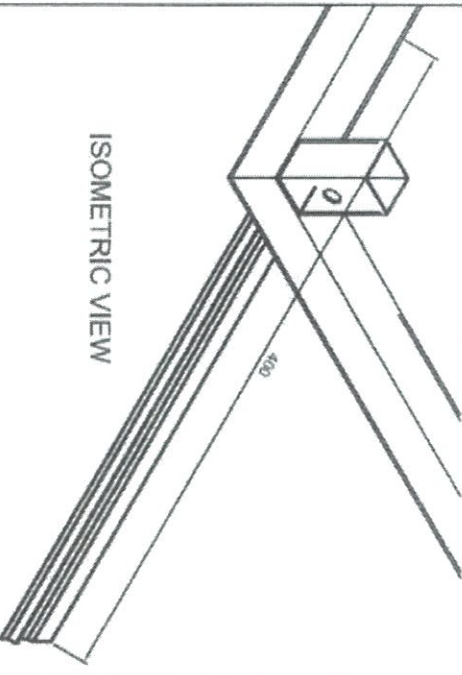


ISOMETRIC VIEW

**TONGUE**

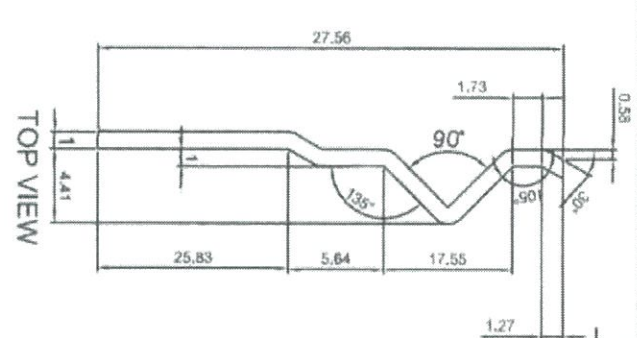


TOP VIEW




ISOMETRIC VIEW

**GROOVE**



TOP VIEW



ISOMETRIC VIEW

**NOTES:**  
 1. All dimensions are in millimeter unless otherwise specified  
 2. Remove burrs and sharp edges.

**TOLERANCES FOR LENGTH GAUGING**

Grade of Accuracy	Nominal Size	Over	Over	Over	Over
Medium	0.5 to 3	+ 0.10	+ 0.20	+ 0.30	+ 0.50
	3 to 6	+ 0.10	+ 0.20	+ 0.30	+ 0.50
	6 to 30	+ 0.10	+ 0.20	+ 0.30	+ 0.50
	30 to 120	+ 0.10	+ 0.20	+ 0.30	+ 0.50
	120 to 400	+ 0.10	+ 0.20	+ 0.30	+ 0.50

**TOLERANCES FOR RADIUS & CHAMFERS**

Grade of Accuracy	Nominal Size	Over	Over	Over	Over
Medium	0.5 to 3	+ 0.20	+ 0.50	+ 1.00	+ 2.00
	3 to 6	+ 0.20	+ 0.50	+ 1.00	+ 2.00
	6 to 30	+ 0.20	+ 0.50	+ 1.00	+ 2.00
	30 to 120	+ 0.20	+ 0.50	+ 1.00	+ 2.00
	120 to 400	+ 0.20	+ 0.50	+ 1.00	+ 2.00

**REVISION**

NO.	DATE	BY	REVISION

Date: JUNE 2017  
 Scale: (NTS)  
 Drawn by: B C Lisandra  
 Designed by: B C Lisandra  
 Checked by: R H Merf  
 Recommended by: R. C. Zarate/Coza/M.S. Maquillas  
 Approved by: R. C. La Rosa

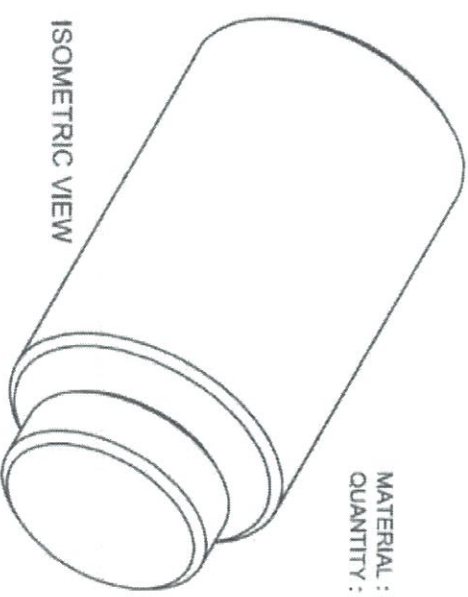
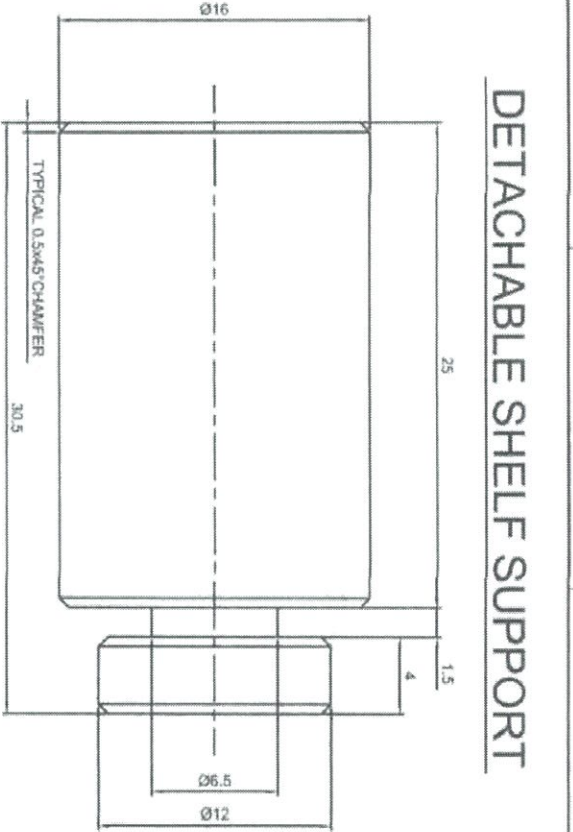
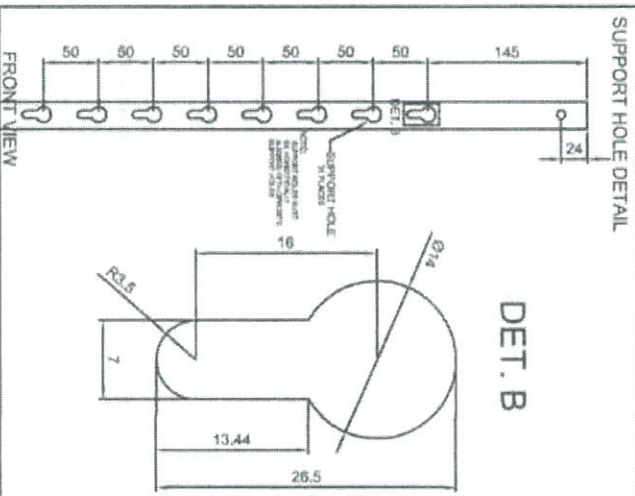
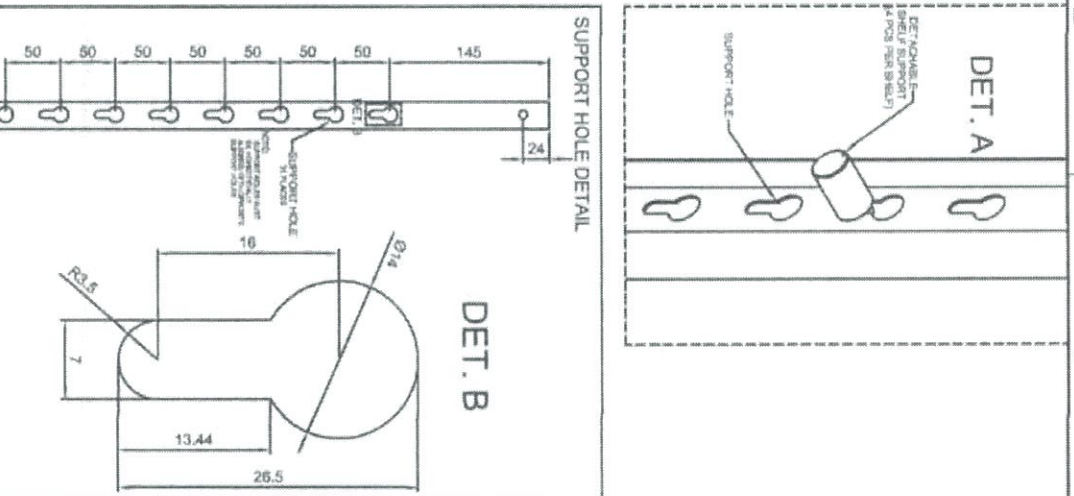

Item Name: TYPICAL LOCKING AND REINFORCEMENT DETAIL  
 Material: 1mm THICK COLD-ROLLED STEEL SHEET  
 Sheet: 14  
 File Name: CABINET DESIGN 3

**DepED-BLR**

**GOVERNMENT PROPERTY**

**KAGAWARAN**

**UKASAYON**



MATERIAL : STAINLESS STEEL 304  
 QUANTITY : 4 PCS. PER SHELF

- NOTES:**
1. All dimensions are in millimeter unless otherwise specified
  2. Remove burrs and sharp edges.

**TOLERANCES FOR LENGTH GAUGING**

Grade of Accuracy	Nominal Size	Over	Over	Over	Over
Medium	0.5 to 3	± 0.10	± 0.10	± 0.20	± 0.30
		± 0.10	± 0.10	± 0.20	± 0.30
Fine	3 to 6	± 0.05	± 0.05	± 0.10	± 0.15
		± 0.05	± 0.05	± 0.10	± 0.15
Precision	6 to 30	± 0.02	± 0.02	± 0.04	± 0.06
		± 0.02	± 0.02	± 0.04	± 0.06
High Precision	30 to 120	± 0.01	± 0.01	± 0.02	± 0.03
		± 0.01	± 0.01	± 0.02	± 0.03
Extreme Precision	120 to 400	± 0.005	± 0.005	± 0.01	± 0.015
		± 0.005	± 0.005	± 0.01	± 0.015

**TOLERANCES FOR RADIUS & CHAMFERS**

Grade of Accuracy	Nominal Size	Over	Over	Over	Over
Medium	0.5 to 3	± 0.20	± 0.20	± 0.40	± 0.60
		± 0.20	± 0.20	± 0.40	± 0.60
Fine	3 to 6	± 0.10	± 0.10	± 0.20	± 0.30
		± 0.10	± 0.10	± 0.20	± 0.30
Precision	6 to 30	± 0.05	± 0.05	± 0.10	± 0.15
		± 0.05	± 0.05	± 0.10	± 0.15
High Precision	30 to 120	± 0.02	± 0.02	± 0.04	± 0.06
		± 0.02	± 0.02	± 0.04	± 0.06
Extreme Precision	120 to 400	± 0.005	± 0.005	± 0.01	± 0.015
		± 0.005	± 0.005	± 0.01	± 0.015

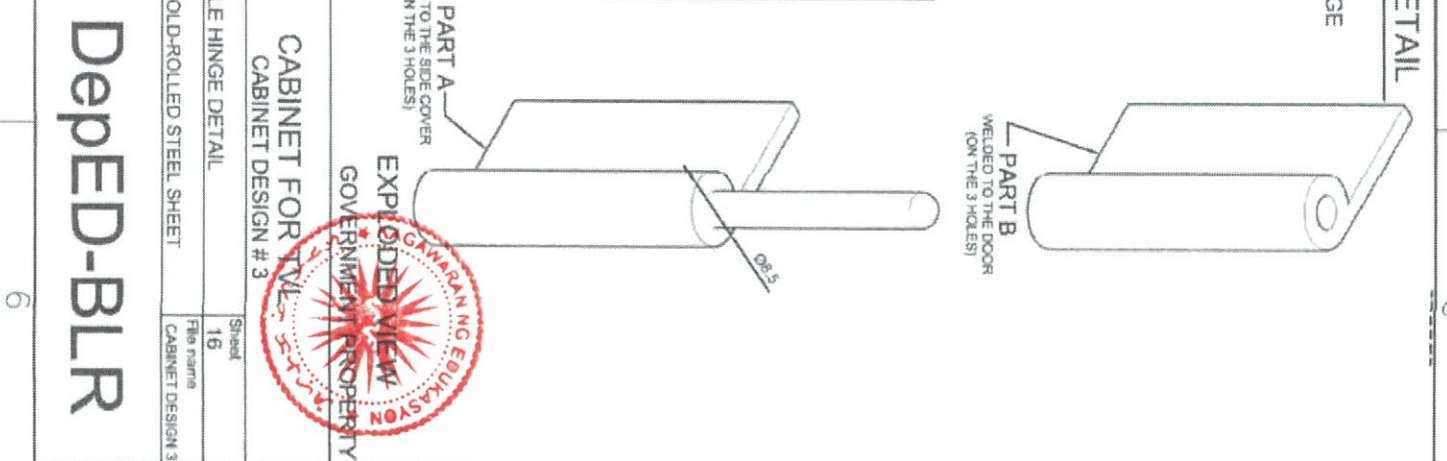
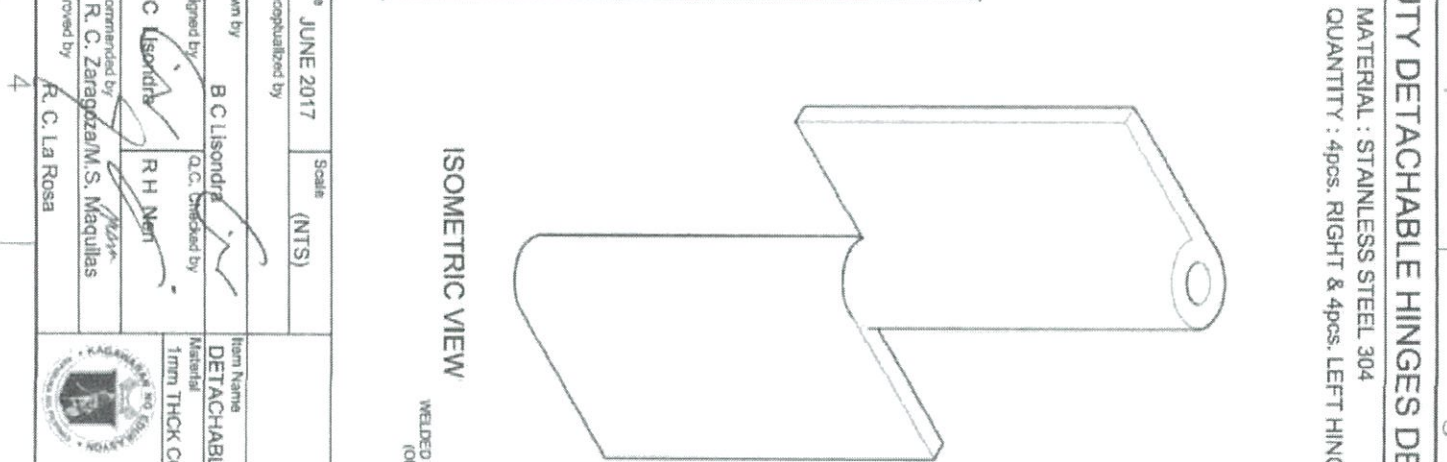
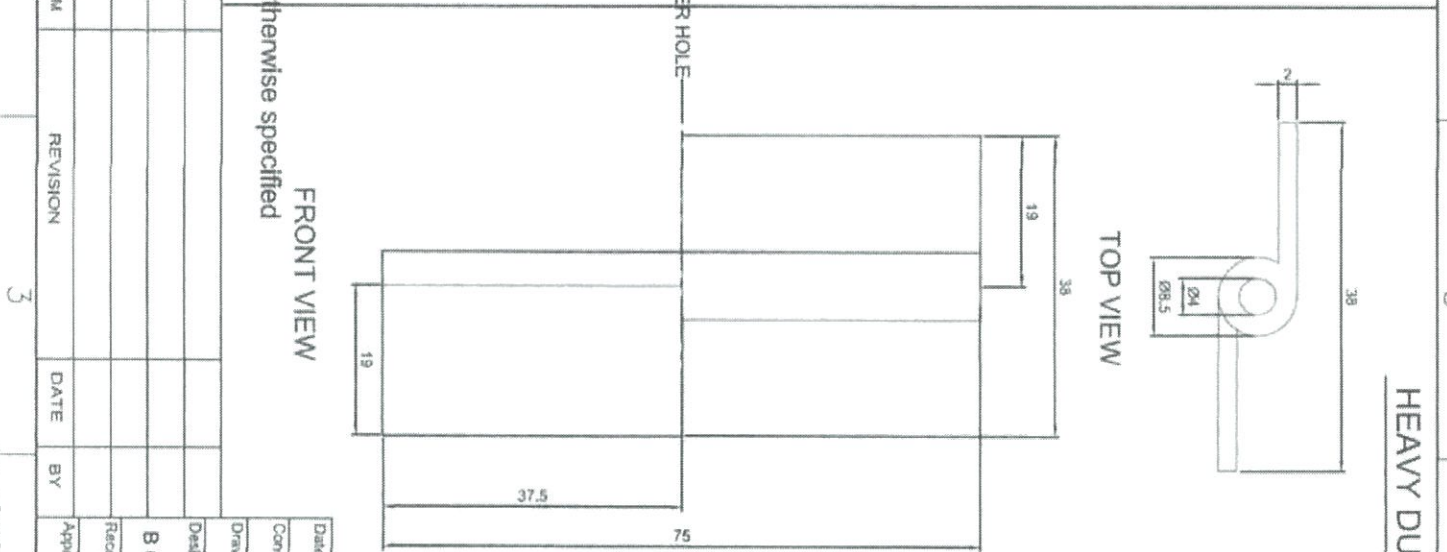
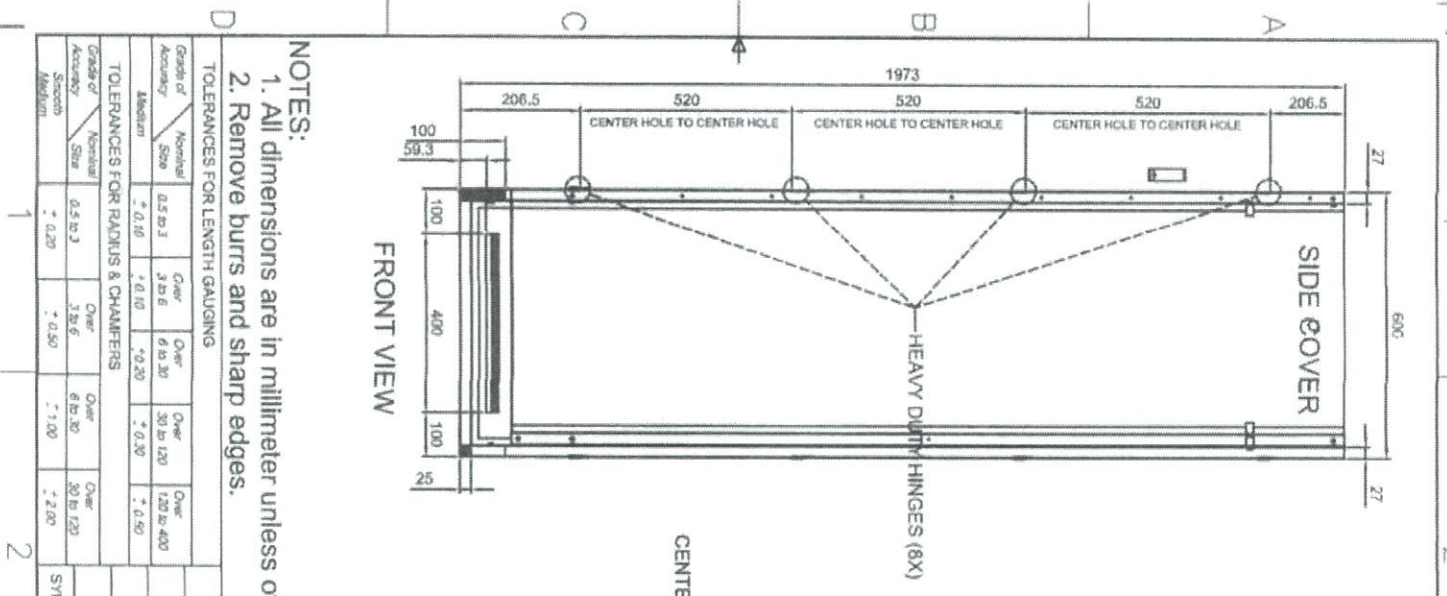
Date	JUNE 2017	Scale	(NTS)
Conceptualized by			
Drawn by	B. C. Lisondra	Checked by	R. H. Men
Designed by	B. C. Lisondra	Approved by	R. C. La Rosa
Recommended by	R. C. Zaragzain/S. Macullas		

Item Name	DETACHABLE SHELF SUPPORT PIN	Sheet	15
Material	THICK COLD-ROLLED STEEL SHEET	File name	CABINET DESIGN 3

CABINET FOR TALKING  
 CABINET DESIGN # 3



**DepED-BLR**



**HEAVY DUTY DETACHABLE HINGES DETAIL**

MATERIAL : STAINLESS STEEL 304  
 QUANTITY : 4pcs, RIGHT & 4pcs, LEFT HINGE

- NOTES:**
1. All dimensions are in millimeter unless otherwise specified
  2. Remove burrs and sharp edges.

**TOLERANCES FOR LENGTH GAUGING**

Grade of Accuracy	Max/min	Over	Over	Over	Over
3 to 6	± 0.10	± 0.10	± 0.20	± 0.30	± 0.50
6 to 30	± 0.10	± 0.10	± 0.20	± 0.30	± 0.50
30 to 120	± 0.10	± 0.10	± 0.20	± 0.30	± 0.50
120 to 400	± 0.10	± 0.10	± 0.20	± 0.30	± 0.50

**TOLERANCES FOR RADII & CHAMFERS**

Grade of Accuracy	Max/min	Over	Over	Over	Over
3 to 6	± 0.10	± 0.10	± 0.20	± 0.30	± 0.50
6 to 30	± 0.10	± 0.10	± 0.20	± 0.30	± 0.50
30 to 120	± 0.10	± 0.10	± 0.20	± 0.30	± 0.50
120 to 400	± 0.10	± 0.10	± 0.20	± 0.30	± 0.50

**TOLERANCES FOR LENGTH GAUGING**

Grade of Accuracy	Max/min	Over	Over	Over	Over
3 to 6	± 0.10	± 0.10	± 0.20	± 0.30	± 0.50
6 to 30	± 0.10	± 0.10	± 0.20	± 0.30	± 0.50
30 to 120	± 0.10	± 0.10	± 0.20	± 0.30	± 0.50
120 to 400	± 0.10	± 0.10	± 0.20	± 0.30	± 0.50

REVISION	DATE	BY

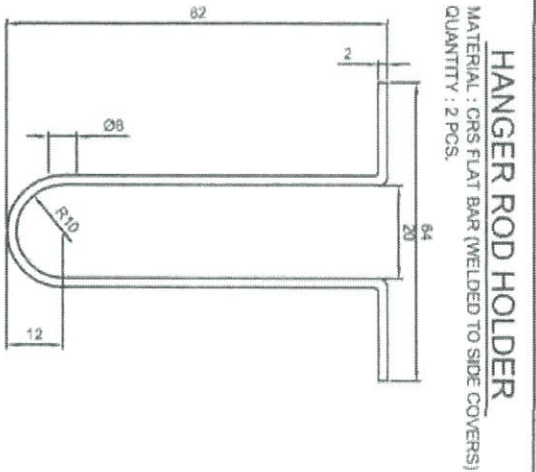
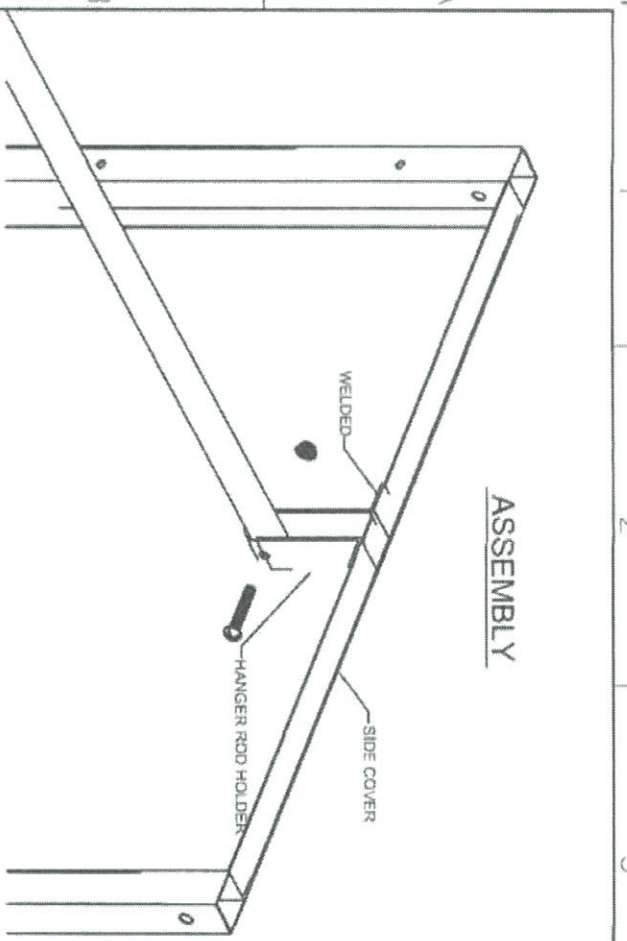
Date	JUNE 2017	Scale	(NTS)
Conceptualized by			
Drawn by	B C Lisondra		
Designed by	G.C. Checked by		
	R. C. Zaragzana/M. S. Maguillas		
Recommended by			
Approved by	R. C. La Rosa		

Item Name	DETACHABLE HINGE DETAIL	Sheet	16
Material	1mm THICK COLD-ROLLED STEEL SHEET	File name	CABINET DESIGN 3

**CABINET FOR TV**  
**CABINET DESIGN # 3**

**DepED-BLR**





- NOTES:**
1. All dimensions are in millimeter unless otherwise specified
  2. Remove burrs and sharp edges.

**TOLERANCES FOR LENGTH GAUGING**

Grade of Accuracy	Number of Size	Over	Over	Over	Over
Medium	0.5 to 3	0 to 0.10	0 to 0.10	0 to 0.10	0 to 0.10
	3 to 6	0 to 0.15	0 to 0.15	0 to 0.15	0 to 0.15
Fine	6 to 30	0 to 0.20	0 to 0.20	0 to 0.20	0 to 0.20
	30 to 120	0 to 0.30	0 to 0.30	0 to 0.30	0 to 0.30
Extra Fine	120 to 400	0 to 0.50	0 to 0.50	0 to 0.50	0 to 0.50
	400 to 1200	0 to 0.75	0 to 0.75	0 to 0.75	0 to 0.75

**TOLERANCES FOR RADII & CHAMFERS**

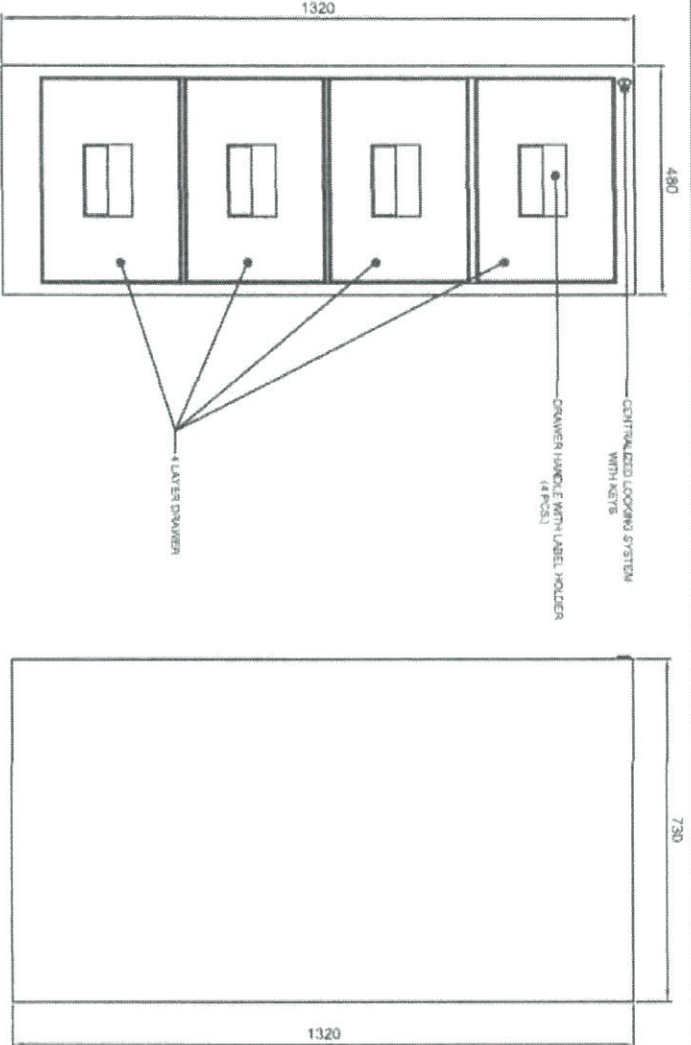
Grade of Accuracy	Nominal Size	Over	Over	Over	Over
Smooth	0.5 to 3	0 to 0.25	0 to 0.25	0 to 0.25	0 to 0.25
	3 to 6	0 to 0.30	0 to 0.30	0 to 0.30	0 to 0.30
Semi-Finish	6 to 30	0 to 0.40	0 to 0.40	0 to 0.40	0 to 0.40
	30 to 120	0 to 0.50	0 to 0.50	0 to 0.50	0 to 0.50
Machined	120 to 400	0 to 0.75	0 to 0.75	0 to 0.75	0 to 0.75
	400 to 1200	0 to 1.00	0 to 1.00	0 to 1.00	0 to 1.00

SYN	REVISION	DATE	BY

Date	JUNE 2017	Scale	(NTS)
Conceptualized by			
Drawn by	B C Lisondra	Q.C. Checked by	R H Merit
Designed by	B C Lisondra	Recommended by	R. C. Zaragoza/M.S. Macullias
Approved by	R. C. La Rosa		
Item Name	CABINET FOR TVL CABINET DESIGN # 3		
Material	1mm THICK COLD-ROLLED STEEL SHEET		
Sheet	17	File name	CABINET DESIGN 3




**DepED-BLR**



FRONT VIEW

SIDE VIEW



ISOMETRIC VIEW

**Description :**

- Color :** Cyan Blue: C, M, Y, K
- Material :** 1.00mm<sup>53</sup> Thick Cold-rolled Steel Sheet.
- Size :** 1320mm x 480mm x 730mm
- Feature :** Durable and Fashionable

**About Cabinet :**

1. 1.00mm thickness sheet then powder coat. (Welded surface must be hidden).
2. The cabinet body's material is cold-rolled steel.
3. 4-layered drawer with label holder on each drawer handle.
4. Drawer rails must have roller bearing on each side for easy opening.
5. 1 set centralized locking system with keys.
6. Assembled type cabinet.

**NOTES:**

1. All dimensions are in millimeter unless otherwise specified
2. Remove burrs and sharp edges.
3. See details on succeeding sheets.

**TOLERANCES FOR LENGTH GAUGING**

Grade of Accuracy	Number Size	Over	Under	Over	Under
Medium	0.5 to 3	+0.10	+0.20	+0.10	+0.20
	3 to 6	+0.10	+0.20	+0.10	+0.20
Fine	0.5 to 3	+0.05	+0.10	+0.05	+0.10
	3 to 6	+0.05	+0.10	+0.05	+0.10

**TOLERANCES FOR RADIUS & CHAMFERS**

Grade of Accuracy	Number Size	Over	Under	Over	Under
Medium	0.5 to 3	+0.20	+0.50	+0.20	+0.50
	3 to 6	+0.20	+0.50	+0.20	+0.50
Fine	0.5 to 3	+0.10	+0.20	+0.10	+0.20
	3 to 6	+0.10	+0.20	+0.10	+0.20

SYN	REVISION	DATE	BY

Date: JUNE 2017  
 Scale: (NTS)  
 Computerized by: *[Signature]*

Drawn by: B C Lisondra  
 Checked by: R H Nerf

Designed by: B C Lisondra  
 Recommended by: R. C. Zetagoza, M.S. Macullias

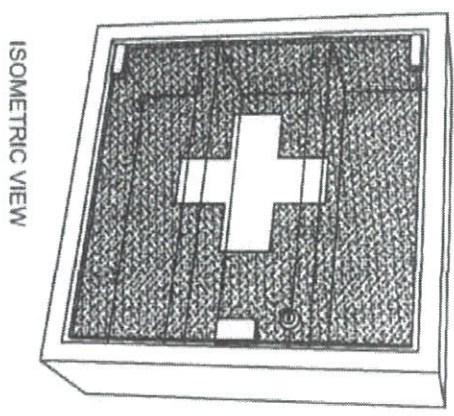
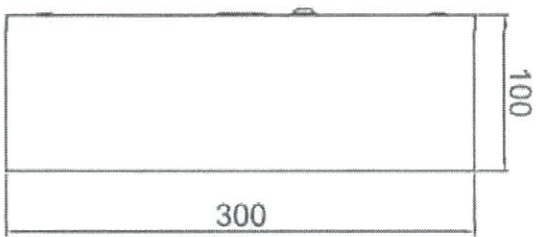
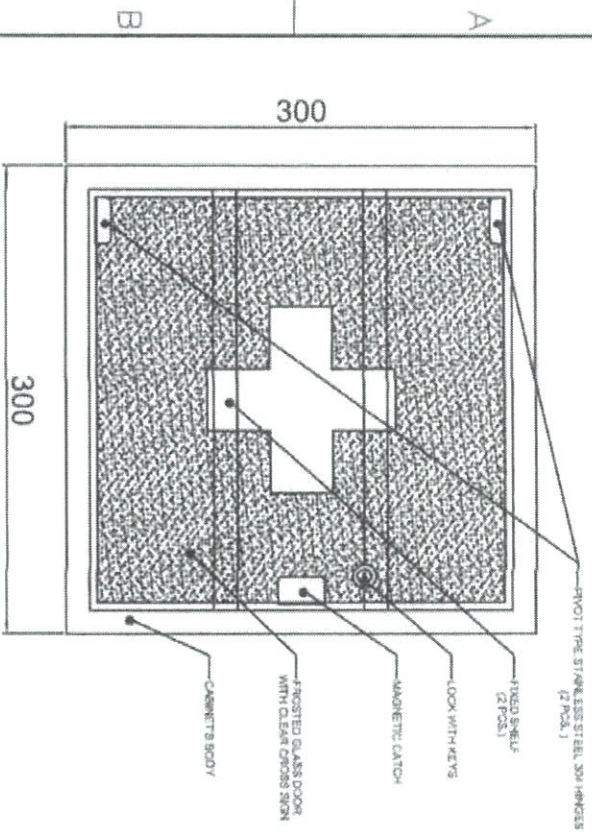
Approved by: R. C. La Rosa

Item Name: NON-COLLAPSIBLE STEEL FILING CABINET ASSEMBLY  
 Material: 1mm THICK COLD-ROLLED STEEL SHEET  
 Sheet: 01  
 File name: CABINET DESIGN 4

**CABINET FOR TVL**  
**CABINET DESIGN # 4**



**DepED-BLR**



FRONT VIEW

SIDE VIEW

ISOMETRIC VIEW

**Description :**  
**Finish :** Polished  
**Material :** 1.00mm Thick Stainless Steel 304 Sheet  
**Size :** 300mm x 300mm x 100mm  
**Feature :** Durable and Fashionable

**About Cabinet :**

1. 1.00mm thickness stainless steel 304 sheet then polished.
2. The cabinet body's material is stainless steel 304.
3. 2 fixed shelves.
4. 1 set lock with keys.
5. Wall mounted (includes screws for mounting).
6. Hinged type with magnetic catch.
7. 6mm thick frosted glass door with clear cross sign at the center.
8. Assembled type cabinet.

**NOTES:**

1. All dimensions are in millimeter unless otherwise specified
2. Remove burrs and sharp edges.
3. See details on succeeding sheets.

**TOLERANCES FOR LENGTH GAUGING**

Grade of Accuracy	Normal Size	Over 0.5 to 3	Over 3 to 6	Over 6 to 30	Over 30 to 120	Over 120 to 400
Medium		+ 0.10	+ 0.10	+ 0.20	+ 0.30	+ 0.50

**TOLERANCES FOR RADIUS & CHAMFERS**

Grade of Accuracy	Normal Size	Over 0.5 to 3	Over 3 to 6	Over 6 to 30	Over 30 to 120
Medium		+ 0.20	+ 0.50	+ 1.00	+ 2.00

SYMBOL	REVISION	DATE	BY

Date	JUNE 2017	Scale	(NTS)
Designed by	B.C. Lisondra	Checked by	R.H. Merit
Recommended by	R.C. Lazaguardia, S. Macullias	Approved by	R.C. La Rosa

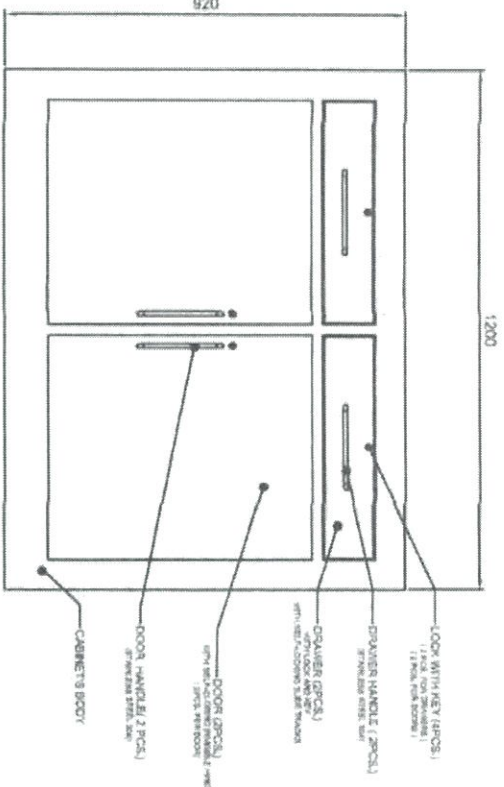


**CABINET FOR THE  
CABINET DESIGN # 5**

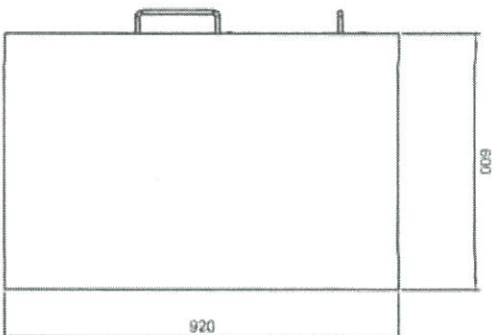
Item Name	NON-COLLAPSIBLE FIRST AID CABINET (STEEL)	Sheet	01
Material	1mm THICK STAINLESS STEEL 304 SHEET	File name	CABINET DESIGN 5



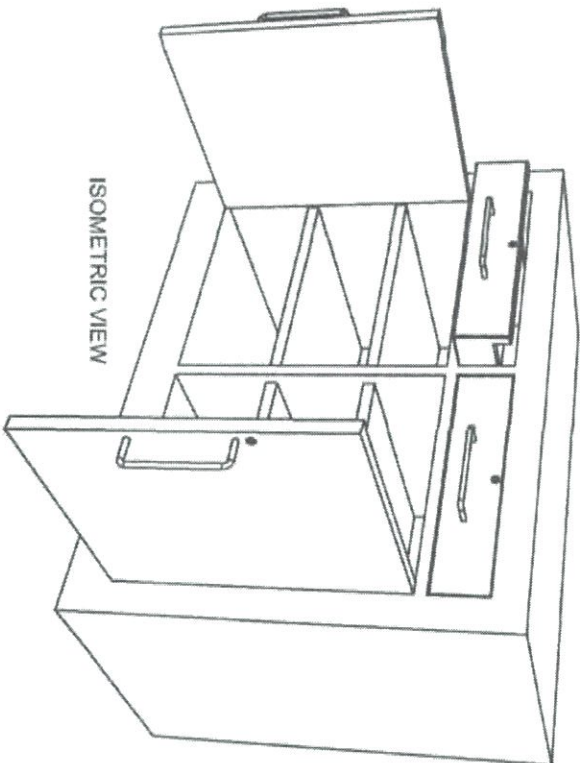
**DepED-BLR**



FRONT VIEW



SIDE VIEW



ISOMETRIC VIEW

**Description :**  
 Finish : Polished  
 Material : 1.00mm Thick Stainless Steel 304 Sheet  
 Size : 1,200mm x 920mm x 600mm  
 Feature : Durable and Fashionable

**About Cabinet:**

1. 1.00mm thickness stainless steel 304 sheet then polished.
2. The cabinet body's material is stainless steel 304.
3. 4 Adjustable and detachable shelves with support set.
4. Self-closing slide track (1 set per drawer).
5. Self-closing invisible door hinges (2 pcs. per door).
6. Stainless steel 304 door and drawer handles (screw mounted).
7. Assembled type cabinet.

**NOTES:**

1. All dimensions are in millimeter unless otherwise specified
2. Remove burrs and sharp edges.
3. See details on succeeding sheets.

**TOLERANCES FOR LENGTH GAUGING**

Grade of Accuracy	Nominal Size		Over		Over	
	0.5 to 3	3 to 6	6 to 30	30 to 120	120 to 400	400 to 1000
Maximum	+0.10	+0.10	+0.20	+0.20	+0.50	+0.50

**TOLERANCES FOR RADIUS & CHAMFERS**

Grade of Accuracy	Nominal Size		Over		Over	
	0.5 to 3	3 to 6	6 to 30	30 to 120	120 to 400	400 to 1000
Maximum	+0.20	+0.20	+0.50	+0.50	+1.00	+1.00

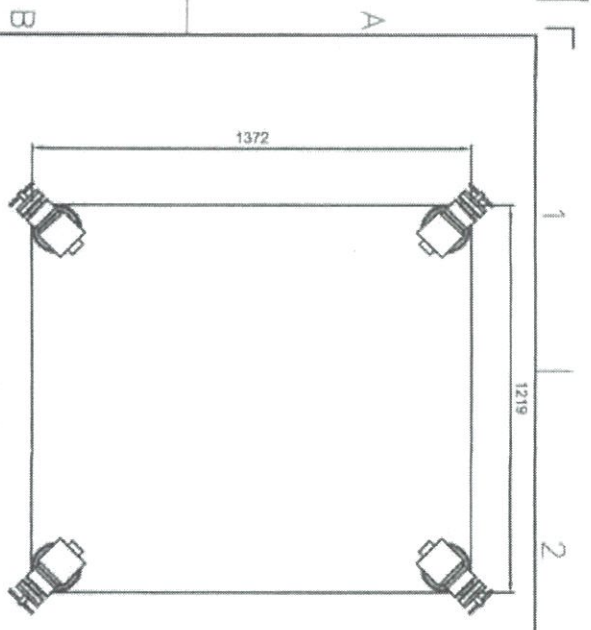
Date	JUNE 2017	Scale	(NTS)
Conceptualized by			
Drawn by	B. C. Lisondra	Checked by	R. H. Merf
Recommended by	R. C. Zengozan/M.S. Macullas	Approved by	R. C. La Rosa
Item Name	NON-COLLAPSIBLE STEEL WATER STATION CABINET		
Material	1mm THICK STAINLESS STEEL 304 SHEET		
File name	CABINET DESIGN 6		

CABINET FOR T.VL  
 CABINET DESIGN # 6

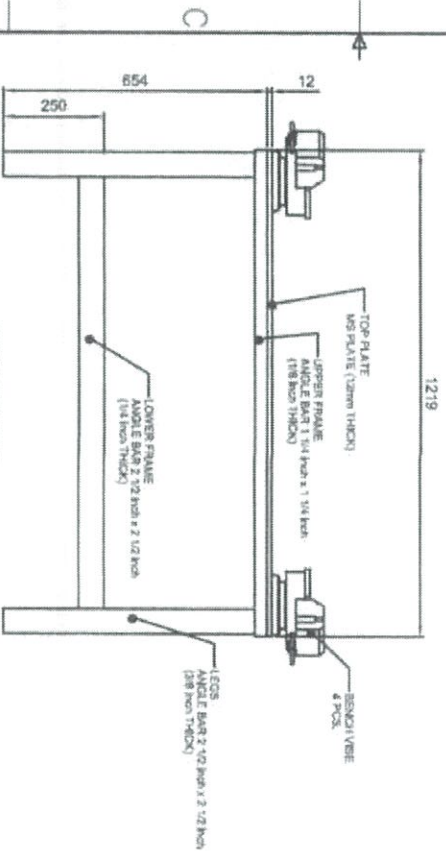
GOVERNMENT PROPERTY



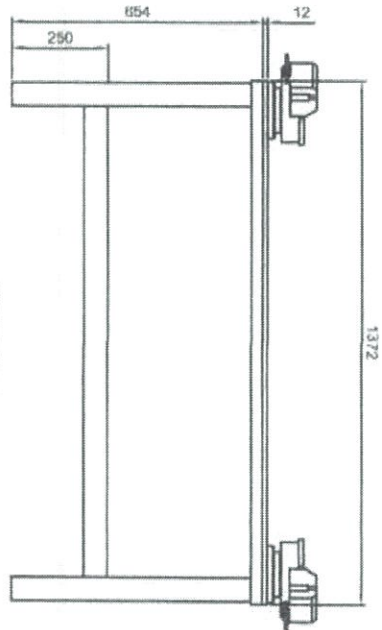
DepED-BLR



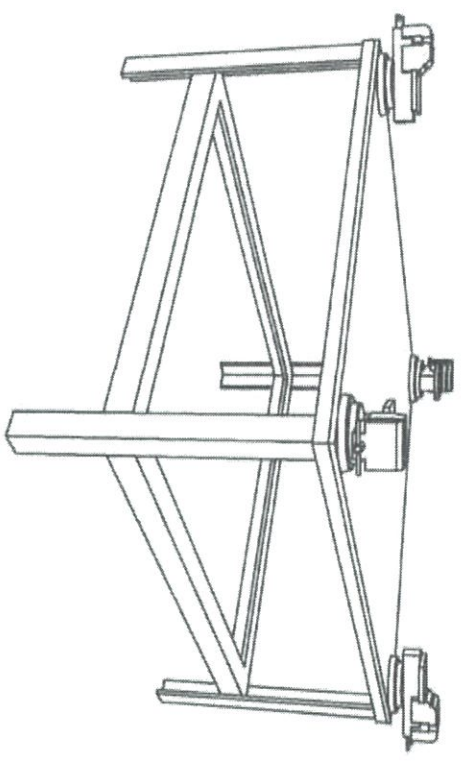
TOP VIEW



FRONT VIEW



SIDE VIEW



ISOMETRIC VIEW

Bench Vise Specs:  
 Material: Steel with cast pipe jaws  
 Max. Jaw Opening: 4 inches (minimum)  
 Jaw Pad size: 4" x 1 1/4" x 3/4" (minimum)  
 Anvil size: 1 5/8" x 1 5/8" (minimum)  
 With forming horn  
 Max. Base swivel: 270 degrees (minimum)  
 With swivel lock lever  
 No. of Mounting holes: at least three with 3/8" mounting bolt and nut  
 Bench vise should be bolted to the workbench using at least 3 sets of bolts and nuts

- Notes:
1. All dimensions are in millimeter unless otherwise specified.
  2. Remove burrs and sharp edges.
  3. All joints are welded.
  4. Workbench must be painted with primer and finished with light gray color (#D3D3D3) / RGB (211,211,211).

TOLERANCES FOR LENGTH GAUGING

Grade of Accuracy	Normal Size	Over 3 to 6	Over 6 to 30	Over 30 to 120	Over 120 to 400
Microhm	+ 0.10	+ 0.10	+ 0.20	+ 0.30	+ 0.50

TOLERANCES FOR RADIIUS & CHAMFERS

Grade of Accuracy	Normal Size	Over 3 to 6	Over 6 to 30	Over 30 to 120
Microhm	+ 0.20	+ 0.50	+ 1.00	+ 2.00

Date	NOV 2017	Scale	(NTS)
Designed by	B C Lisondra	O.C. Checked by	R H Meri
Recommended by	R. C. Zaragoza / M. S. Maquilas	Approved by	R. C. La Rosa

Item Name	WORK BENCH WITH BENCH VISE ON 4 CORNERS	Sheet	01
Material	12mm THICK MS PLATE, 1/8inch THICK ANGLE BAR	File name	WORK_BENCH



DepED-BLR



Price Schedule Form

Name of Bidder:

ITB No.:

Page \_\_\_\_\_ of \_\_\_\_\_

Project: **MASS PRODUCTION, SUPPLY AND DELIVERY FOR VARIOUS TOOLS AND EQUIPMENT FOR 9069 TECHNICAL-VOCATIONAL-LIVELIHOOD (TVL) PROGRAMS OF 2,195 TVL SENIOR HIGH SCHOOLS**



LOT 1 ABC: Php 243,641,499.36  
**MASS PRODUCTION**

Items	Description	Country of Origin	Estimated Price Per Unit	Quantity	Unit price EXW per item	Cost of local labor, raw material and component	Total price EXW per item (cols. 5 x 6)	Unit price per item final destination and unit price of other incidental services	Sales and other taxes payable if contract is awarded	Total Price delivered Final Destination (Bid Price) (cols. 9 + '10) x col 5
1	Cabinet Design 1		17,965.54	1,627						
2	Cabinet Design 2		32,876.93	2,658						
3	Cabinet Design 3		17,965.54	884						
4	Cabinet Design 4 (Filing cabinet)		13,973.19	1,417						
5	Cabinet Design 5 (First Aid Cabinet)		5,988.51	4,288						
6	Cabinet Design 6 (WATER STATION CABINET)		15,123.68	2,942						
7	WORK BENCH WITH BENCH VISE ON FOUR CORNERS		22,569.89	938						

Total Price: ₱0.00

Total Price in Words:

Name and Signature of Authorized Representative

Date:

Notes:

- Column 4 of the Price Schedule Form indicates the estimated price per unit for each of the items in the Lot. Unit price per item plus tax(i.e. cols. 9 + 10) should not be higher by more than 15% of the estimated price per unit. Any bid in violation of this rule shall be automatically reduced to 15% of the estimated price per unit.
- Total Bid Price (i.e. Total Lot Price) exceeding the ABC shall be a ground for the rejection of the bid.

\*In case of discrepancies between or among the Schedule of Requirements, Annex "A" (List of Items and Bid Security) of the bidding document and the Price Schedule Form insofar as the lists of items and quantities are concerned, those appearing in the **PRICE SCHEDULE FORM SHALL PREVAIL.**

**NET FINANCIAL CONTRACTING CAPACITY (NFCC) FORM**

A. Summary of the Applicant Supplier's/Distributor's/Manufacturer's assets and liabilities on the basis of the attached income tax return and audited financial statement, stamped "RECEIVED" by the Bureau of Internal Revenue or its duly accredited and authorized institution, for the preceding calendar/tax year which should not be earlier than two (2) years from the date of submission.<sup>1</sup>

Year 20__	
1.	Current Assets
2.	Current Liabilities
3.	Total Net Worth
4.	Total Value of outstanding or ongoing Projects

B. The Net Financial Contracting Capacity (NFCC) based on the above data is computed as follows:

In case of a bid involving two or more lots, the bidder shall indicate in the NFCC from the lots bid for, in their order of priorities or preferences.

The first lot in the order shall follow the following formula:

NFCC = [(current assets minus current liabilities) x (15)] - [value of all outstanding or uncompleted portions of the projects under going contracts, including awarded contracts yet to be started.]

For subsequent lots, the formula shall be as follows:

NFCC = [(current assets minus current liabilities) x (15)] - [value of all outstanding or uncompleted portions of the projects under going contracts, including awarded contracts yet to be started + value of the prior lot or lots bid for]

<sup>1</sup>In case of a joint venture, the NFCC shall be computed based on the Audited Financial Statement of the local lead partner, unless it is shown by clear proof that the other partners to the joint venture have infused capital investment to support the operation of the local lead partner to ensure compliance with the obligations under the contracts in this projection which case the NFCC of the foreign joint venture or the minority partner of the joint venture shall be computed.



Name of Authorized Representative

Name of Supplier /Distributor/ Manufacturer

Submitted by:

lot / items being bid for:  
This is to certify that the aforementioned NFCC computation is sufficient for the package /



**REGISTRATION FORM**

<b>"Mass Production, Supply And Delivery For Various Tools And Equipment For 9,069 Technical-Vocational-Livelihood (TVL) Programs Of 2,195 TVL Senior High Schools"</b>	
<b>Name of Bidder:</b>	
<b>Authorized Representative/s:</b>	
<b>Date and Time of Submission:</b>	
_____ <b>Signature</b>	

