



SEP 21 2010

DepEd MEMORANDUM  
No. **403**, s. 2010

**PARTNERS IN LEARNING 6TH NATIONAL SEARCH FOR INNOVATIVE  
TEACHERS LEADERSHIP AWARDEES (ITLA 6)**

To: Bureau Directors  
Regional directors  
Schools Division/City Superintendents  
Heads, Public Elementary Secondary and Schools

1. The Department of Education (DepEd), in collaboration with Microsoft Philippines, Inc. and Coalition for Better Education (CBE), announces the 6th Innovative Teachers Leadership Awards Competition (ITLA 6).
2. ITLA is a yearly search for the top ten (10) public elementary and secondary school teachers who have effectively and successfully integrated the Information and Communications Technology (ICT) in teaching and learning and who have impacted on developing knowledge workers and life-long learners.
3. This year's search is open to all public elementary secondary and schools teachers nationwide.
4. From the top ten (10) finalists, three (3) will be chosen as grand winners who will represent the Philippines in the Annual Regional Innovative Education Forum to be held in Phuket, Thailand in March 2011.
5. The ITLA 6 search is now accepting entries. The deadline for submission of entries will be on January 3, 2011 at 12:00 noon.
6. For further details on contest rules and application process, please visit the Partners in Learning website: [www.partnersinlearningnetwork.com](http://www.partnersinlearningnetwork.com). On the upper right hand corner of the homepage, you will be find the Current Country dropdown box, click Asia-Pacific and look for the Partners in Learning Philippines: 6th ITLA Competition Community.
7. Enclosed are the mechanics, Virtual Classroom Tour (VCT) evaluation standards, evaluation criteria and the Virtual Classroom Tour template:
  - a. Enclosure No. 1 - Innovative Teachers Leadership Awards Mechanics
  - b. Enclosure No. 2 - Innovative Teachers Leadership Awards Virtual Classroom Tour Evaluation Standards
  - c. Enclosure No. 3 - Innovative Teachers Leadership Awards Evaluation Criteria



8. Board and lodging and travel expenses to Phuket, Thailand of the top three (3) grand winners shall be shouldered by Microsoft under the ITLA 6 Project.

9. For more information, please contact Ms. Chellow Ochea at e-mail address: [defehellow@live.com](mailto:defehellow@live.com); cellphone no.: 0917-3248-014 or through CBE Office at telephone no.: (032) 416-4625.

10. Immediate and wide dissemination of this Memorandum is desired.

  
**BR. ARMIN A. LUISTRO FSC**  
Secretary

Encl.:

As stated


Reference:

DepEd Memorandum: No. 32, s. 2008

To be indicated in the Perpetual Index  
under the following subjects:

~~/~~AWARDS  
~~/~~INFORMATION TECHNOLOGY  
~~/~~SEARCH  
~~/~~TEACHERS

R: SGC/ITLA 5  
September 16, 2010



## **6<sup>TH</sup> Philippine Innovative Teachers Leadership Awards**

### **Mechanics**

The quest for the most innovative teacher is on, as Microsoft Philippines Inc. in collaboration with The Department of Education (DepEd) announces the 6th Philippine Innovative Teachers Leadership Awards Competition (ITLA 6)!


ITLA 6 is open to all innovative public secondary and elementary schools teachers coming from the different Divisions. If you have creatively and effectively integrated ICT into classroom teaching and learning, then we invite you to join in this worthwhile academic competition.

### **Contest Rules**

#### **A. How to Qualify for the Competition**

ITLA is a yearly search for the top 10 public school elementary and secondary teachers who have successfully integrated Information and Communications Technology (ICT) in teaching and learning and effectively impact on developing knowledge workers and life-long learners.

1. This year's competition is open to all public secondary and elementary school teachers nationwide.
2. The competing Teachers should have integrated Information and Communications Technology (ICT) in their classroom activities in the last six months.
3. All contestants should possess a valid passport at the time of submission of his/her entry to Microsoft.
4. All contestants should be able to present a medical certificate, certifying that she/he is physically and mentally fit to travel outside the Philippines.
5. All Finalists and Top 3 winners should be able to secure and present a valid travel order from the Department of Education.
6. From the top 10 finalists, 3 will be chosen as grand winners and will represent the Philippines in the annual Regional Innovative Education Forum in March 2011. Final details of the Regional Education Forum will be announced sometime in January 2011.



## B. How to Join

1. To join, Participants must upload a digital portfolio of their works using the Virtual Classroom Template (VCT) at the Partners in Learning Community ([http://apac.partnersinlearningnetwork.com/PILCommunity/6th\\_innovative\\_teachers\\_leadership/Pages/default.aspx](http://apac.partnersinlearningnetwork.com/PILCommunity/6th_innovative_teachers_leadership/Pages/default.aspx))

The VCT is a Powerpoint application and can be downloaded from the above website.

2. All applications, portfolios, and projects must be composed using Microsoft software. All submissions must be coursed through the website. No fax or paper-based applications will be accepted. To access the ITLA Website, please do the following steps:

- Sign in to the Partners in Learning Network at [www.partnersinlearningnetwork.com](http://www.partnersinlearningnetwork.com)
- On the upper right hand corner of the homepage, Current Country dropdown box, click Asia-Pacific.
- Sign in, if you have already registered to the PIL Network. Click Join now if you have not registered yet to the PILN. Please use your **@teacher.deped.gov.ph** email account to join the network.
- If you still do not have your @teacher.deped.gov.ph account, please email **Mr. Robby Manubay** at [v-romanu@microsoft.com](mailto:v-romanu@microsoft.com) or send an SMS to 0917-8976229.
- Once in the network, click Community tab. Click All Communities and search for the Partners in Learning Philippines: 6<sup>th</sup> ITLA Competition Community. Click on the link and join the community.
- Upload your VCT by adding new document under shared documents.


3. Only entries using the VCT will be accepted.

4. There is no limit on the number of contest entries a division will submit. However, it is important for the Division Superintendent and ICT Coordinator to pre-qualify all entries before uploading the VCT in the ITLA website.

5. A contestant is only allowed one version of the VCT to be uploaded in the website. In the final event, only one version of the poster is also allowed.

**6. The contest will run from October 1, 2010 – January 3, 2011. Please be reminded of the following contest schedule:**

- A. January 03, 2011 (Monday) – deadline for submission/uploading of entries at the ITLA Community Website. Submitted entries are deemed final and cannot be anymore enhanced/revised.**
- B. January 4-10 – Judging Period to select the 10 finalists**
- C. January 12 – Top ten finalists will be announced. Winners will be notified via a personal phone call from the Academic Program Manager of Microsoft**



Philippines, Leanne Lambino-Nuguid and will be posted in the Microsoft Philippines website.

- D. **February 3 – Judging of 10 finalists at the SMX Convention Center**
- E. **February 4 – Awarding ceremony. The top 3 winners to represent the country in the Microsoft Regional Innovative Education Forum will be announced during the Education Summit at the SMX Convention Center**
- F. **March 2011 – National Winner to represent the Worldwide competition will be announced at the Microsoft Regional Innovative Education Forum in Phuket, Thailand.**

7. All Participants submitting entries are deemed to have accepted the rules of the competition, and agree to abide thereby.

8. For more information, please contact **Ms. Chellow Ochea** at [dfchellow@live.com](mailto:dfchellow@live.com) or call 0917-3248014 OR CBE Office at 032-4164625.

### **C. Selection Process**

1. Ten Finalists will be chosen from among the divisions. Selection will be at large and will be based solely on the merits of the presentation using the Virtual Classroom Template. Along this line, it is possible that one or two regions may have more finalists than the other.
2. The 10 finalists will be judged based on their abstracts during the Education Summit in Manila on February 3-4, 2011. Microsoft will shoulder the cost of air/boat fare and 3-days accommodation. Finalists must arrive one day before the actual event to set-up their exhibits.
3. The Top three winners will be chosen from among the 10 finalists, representing Best in Content, Best in Collaboration and Best in Community Involvement.

The criteria for the selection of exceptional primary and secondary teachers as Innovative Teacher Leaders include all of the following:

1. Exemplary and innovative use of education technology in teaching and learning;
2. Exceptional educational talent as evidenced by outstanding instructional practices in the classroom, school, and profession;
3. Demonstration of an engaging and inspiring presence that motivates and impacts students, colleagues, and the community.



#### D. The Presentation

The Virtual Classroom Tour (VCT) Template will be used as contest entry. This template has five sections that must be appropriately addressed. Please refer to the ITLA community website to download a copy of the VCT.

1. Project Overview
2. Teacher Planning and Management
  - a. Background and Planning – A synopsis of the origin and objectives of the learning project, including the manner in which the project was planned and managed.
  - b. Classroom Environment – A description of the learning environment in which the project took place.
3. Work Samples, Teacher and Student Reflection ( Teaching Resources )
  - a. Student Work Samples – Examples of student work generated through participation in this learning project.
  - b. Teacher Reflection – Thoughts and reflective comments from the teachers involved, including advice for future implementations.
  - c. Student Perspective – Information on how the students perceived the learning that occurred.
  - d. Student Project Overview – An overview of required tasks.
  - e. Other Teaching Resources
4. Assessment and Standards
  - a. Assessment Rubrics – Examples of assessment rubrics provided to students showing how the project was assessed.
  - b. Mapping the Standards – Mapping this project's learning objectives against curriculum standards.
5. Teacher / School Information

During the finals event in, each finalist is required to present the following:

1. A VCT (Virtual Classroom Tour) PowerPoint presentation
2. A poster demonstration of your innovative project or lesson

As you plan and prepare your VCT and your poster demonstration, bear in mind that the judges will have limited contact time with you, if any. Each judge will be given a copy of the VCT and will make a preliminary evaluation based on the VCT alone. On the day of the finals the judges will look at the poster. Your most important message should be on that poster. It must be clear what is innovative about the entry.

Refer to the judging criteria on the next page and ensure that you can provide evidence for all items in your display or your VCT.

If you have any questions about the preparation for the finals event please contact: **Ms. Chellow Ochea at [defchellow@live.com](mailto:defchellow@live.com) or call 0917-3248014 or CBE Office at 032-4164625.**



## E. Awards

### Top 3 National Winners

- A complimentary trip to attend the Microsoft Regional Innovative Education Forum in Phuket, Thailand in March 2011. (Total approximate prize value \$3000 USD)
- Acer Netbook
- Microsoft Windows 7
- Microsoft Office 2010
- Trophy

### 7 Finalists

- Plaque of Recognition

## 6<sup>th</sup> Innovative Teachers Leadership Awards

### Virtual Classroom Tour Evaluation Standards

#### 1. Background and Planning Information

The teacher displayed comprehensive understanding of the characteristics of his school and colleagues, his student's needs, the significant contribution of integrating technology, and the project planning and management skills required.

*The presentation must include:*

*The school- Details of school setting, size of school, type of school, special focus, how classes were organized*

*The teachers - Details of the teacher or teachers who taught this learning project: experience, areas and levels they teach, and special experience they needed*

*Project goals - Educational goals of the project, why was it taught, what the students would learn*

*Planning and origin of the project - Where the concept of this project came from; the planning that went into it; what was required to make it successful.*

*The curriculum context of the project - How this learning experience fit into the broader curriculum context of the class(es) involved.*

*The technology context - How technology was organized for this group of students; the access levels that were available; where the students accessed the technology, how it was managed; did that extend beyond the school.*



*The project management - How the class was organized, the manner by which students managed the project and the time; how the teacher (s) managed the project.*

## **2. Classroom Environment**

*The teacher created an environment that met the needs of the class and individual students for cooperative and enthusiastic participation.*

*The presentation must address the following:*

*Did each student have a computer to work at?*

*Did the teacher use technology for demonstration purposes?*

*How did the teacher manage things such as internet access, file sharing and file saving?*

*Did the students work in groups? How was the space managed to facilitate this?*

## **3. Student Work Samples**

*The samples clearly displayed the student's comprehensive understanding of the project's objectives.*

## **4. Teacher Reflection**

*The reflective commentary identified specific connections between teaching strategies (specifically ICT integration) and student learning with specific steps for improving future practice.*

*The presentation must address the following:*

*What were your own feelings about this learning project?*

*Did the technology aspect add value to the project? Did using technology help the students learn in new ways?*

*How did the execution match your planning?*

*Would you do this or a similar project again?*

*Include details of any changes made during the teaching of this project, or changes that you would now make if you taught the project again.*

## **5. Student Perspective**


*Comments from students were reflective of the manner by which the project was conducted.*

*The presentation must address the following:*

*How did the students react to the project?*

*Was it difficult for them to grasp the use of the technology?*





*Did they indicate if the technology gave them a deeper or broader understanding of the subject matter?*

*Did the technology increase or decrease their enthusiasm, willingness, or effort?*

#### **6. Teaching Resources**

*Tasks were appropriately challenging, required students to participate actively and manage tasks efficiently. There was a logical progression from activity to activity within the lesson.*

*There was variety in the resources used and clearly contributed to learning.*

#### **7. Assessment and Standards**

*Assessments are curriculum standards-based and congruent with the learning goals.*

#### **8. Overall Performance**

*The performance provides clear, consistent, and convincing evidence of the teacher's ability to plan, deliver, and assess a standards-based learning project, analyze student learning, and reflect on his/ her instruction and student learning to improve teaching practice.*

*He/She is engaging and inspiring, and has the potential of motivating and impacting students, colleagues, and school community.*



**The 6<sup>th</sup> Innovative Teachers Leadership Awards**  
**The Virtual Classroom Tour Evaluation Rubric**

**Presenter Name:**

**School:**

**Title of Project:**

**Project #:**

**Assessed By:**


**Total Score:**

<b>Category/Points</b>	<b>0 (Not Included)</b>	<b>1 (Poor)</b>	<b>2 (Fair)</b>	<b>3 (Good)</b>	<b>4 (Excellent)</b>
<b>Background and Planning</b>					
<b>Classroom Environment</b>					
<b>Student Work Samples</b>					
<b>Teacher Reflection</b>					
<b>Student Perspective</b>					
<b>Teaching Resources</b>					
<b>Assessment and Standards</b>					
<b>Overall Performance</b>					

**BONUS POINTS**

Bonus points may be awarded at the judge's discretion up to 20 total points.

Please explain in the provided space below why the bonus points were awarded.



Below are some examples judges may wish to award bonus points. This list is NOT exhaustive.

- Innovation above and beyond what is listed above
- There is clear evidence of teaming as part of the work
- Sterling examples of Student work samples that align to the objectives
- Evidence of Teacher reflection and revision of the work
- A multitude of resources are included that support the objectives
- Implementation of ICT is clearly detailed
- Technology Environment and support structure clearly detailed
- Activities lead to critical thinking and problem-based approaches

**Guidelines: A VCT (Virtual Classroom Tour) PowerPoint presentation**

- a. This must be based on the PowerPoint template file and produced in digital format (as a PowerPoint file) – you can also download this template from the Partners in Learning Philippines: 6<sup>th</sup> ITLA Competition Community site at the Partners in Learning Network  
[http://apac.partnersinlearningnetwork.com/PILCommunity/6th\\_innovative\\_teachers\\_leadership/Shared%20Documents/Forms/AllItems.aspx](http://apac.partnersinlearningnetwork.com/PILCommunity/6th_innovative_teachers_leadership/Shared%20Documents/Forms/AllItems.aspx)
- b. You will only be permitted to submit one PowerPoint presentation (your VCT) for judging prior to the event and all other files that you refer to must be embedded in that VCT.
- c. You must save the VCT in a PowerPoint 2003 format (compatibility mode). Do not incorporate features unique to PowerPoint 2007/2010. This will enable us to easily share your entry with teachers and judges who may not have PowerPoint 2007/2010.
- d. You must limit the VCT file size to **5Mb** each.
  - The file size restriction will be strictly applied – so be selective of what you add.
- e. To compress images (reduce the resolution of pictures so they don't take up many Mb)
  - Right click on any picture in the presentation
  - Click **Format Picture**
  - Click **Compress**
  - Click on the radio buttons for **Web/Screen and All Pictures in document**
  - Click **OK** twice
  - Save the file
- f. To embed files in the VCT:
  - Click in the file where you want to place the embedded object
  - Click on the **Insert** menu



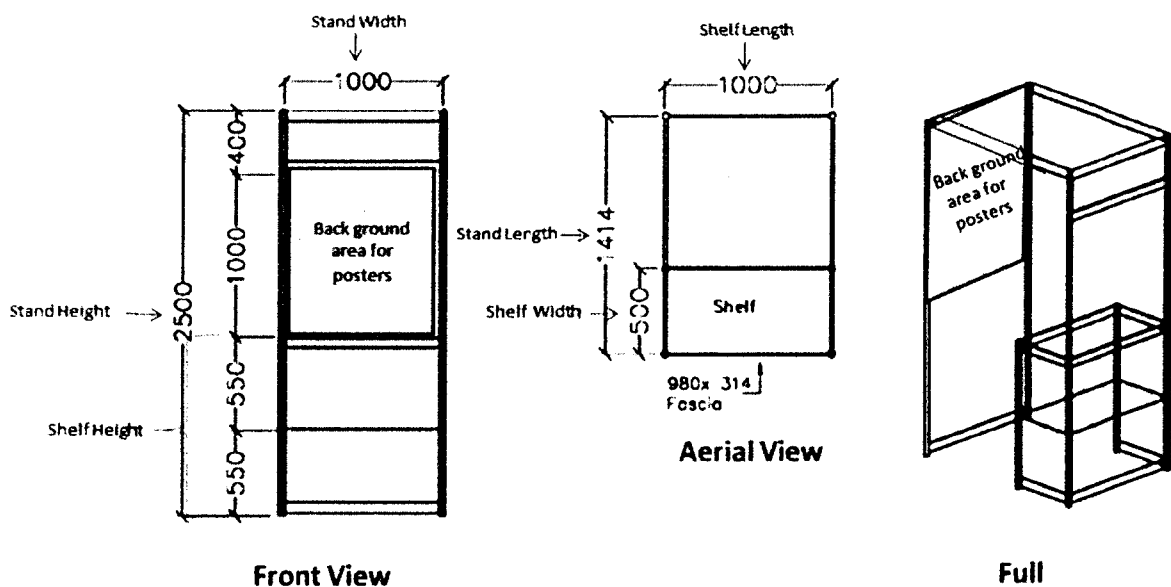
- Click **Object**
- Click **Create From File**
- Click **Browse** and identify the file, then click **OK**
- Check **Display as Icon**
- Click **OK**


g. Go to [http://www.school.za/innovation/VCT/index\\_en.htm](http://www.school.za/innovation/VCT/index_en.htm) to view examples of completed VCTs in previous years International ITLA.

### Guidelines for the Top 10 Finalists Only

Prepare a poster demonstration of your innovative project or lesson :

- This should be a visual display of your project including anything that you think will enhance your chances of winning the competition.
- You have 2500mm high x 1000mm wide x 1414mm in length. The shelf is 1100mm high x 500mm wide and 1000mm in length. The background area is open for your creative designs and posters. This area is 1000m high x 1000m wide.





j. Follow these guidelines:

- Other than headings, no one is going to read text. So, instead of lots of writing, rather aim to include photographs that illustrate your project or exciting lesson, your learners and your context.
- Include examples of work produced by your learners as a result of the lesson or project.
- Include other visual support documents such as printouts of the power point slides you used, screen-grabs of the websites etc.
- Think about what you want to “tell” the judges to enable you to provide a good overview of your project and draw attention to its most interesting aspects.
- If you wish to see images of posters from past events go to  
<http://picasaweb.google.com/schoolnetsa/ITFA2007Helsinki> (Worldwide Finals 2007 in Helsinki, Finland)

<http://picasaweb.google.com/schoolnetsa/2007InnovativeTeacherAwards> (South African finals 2007)

<http://picasaweb.google.com/geraldroos/Philadelphia> (Worldwide finals 2006 in Philadelphia, USA)