

QUARTERLY REPORT OF REVENUE AND OTHER RECEIPTS
For the Quarter Ended December 31, 2017
(In Pesos)

FAR No. 5

Department: DEPARTMENT OF EDUCATION
Agency:
Operating Unit:
Organization Code:

Account Name	UACS Code	REVENUE TARGET (ANNUAL)	ACTUAL REVENUE AND OTHER RECEIPTS COLLECTIONS					CUMULATIVE REMITTANCE/DEPOSITS TO DATE			VARIANCE		REMARKS
			1st QUARTER	2nd QUARTER	3rd QUARTER	4th QUARTER	TOTAL	Remittance to BTR	Deposited with AGDB	TOTAL	AMOUNT	%	
1	2	3	4	5	6	7	8=(4+5+6+7)	9	10	11=(9+10)	12=(8-3)	13=(12/3)	14
A. GENERAL FUND (formerly FUND 101)		5,590,209,317.51	7,511,867,347.03	1,710,047,598.26	(1,375,148,951.12)	625,103,099.02	8,471,869,093.19	2,484,268,067.19	4,142,469,696.44	6,626,737,763.63	2,881,659,775.68	52%	
Tax Revenue		24,225.00	17,250.00	-	6,975.00	-	24,225.00	24,225.00	-	24,225.00	-	0%	
National Taxes	4-01-00-000	24,225.00	17,250.00	-	6,975.00	-	24,225.00	24,225.00	-	24,225.00	-	0%	
Documentary Stamp Tax	4-01-04-010	24,225.00	17,250.00	-	6,975.00	-	24,225.00	24,225.00	-	24,225.00	-	0%	
Non- Tax Revenue		5,590,185,092.51	7,511,850,097.03	1,710,047,598.26	(1,375,155,926.12)	625,103,099.02	8,471,869,093.19	2,484,243,842.19	4,142,469,696.44	6,626,713,538.63	2,881,659,775.68	52%	
General Income		2,123,451,756.10	52,521,205.53	1,694,147,970.74	(46,715,599.17)	450,923,708.51	2,150,877,285.61	268,353,918.30	38,808,115.85	307,162,034.15	27,425,529.51	1%	
Permits and Licenses		5,282,945.00	1,136,220.00	6,929,090.05	265,524.00	6,930,754.95	15,261,589.00	14,726,705.00	534,884.00	15,261,589.00	9,978,644.00	189%	
Permit Fees	4-02-01-010	2,482,945.00	1,136,220.00	598,355.00	(269,360.00)	1,560,750.00	3,025,965.00	3,025,965.00	-	3,025,965.00	543,020.00	22%	
Registration Fees	4-02-01-020	2,800,000.00	-	6,330,735.05	534,884.00	5,370,004.95	12,235,624.00	11,700,740.00	534,884.00	12,235,624.00	9,435,624.00	337%	
Service Income		152,090,487.61	25,059,898.27	67,228,291.88	(27,322,474.73)	101,228,590.87	166,194,306.29	138,094,142.64	28,100,163.65	166,194,306.29	14,103,818.68	9%	
Clearance and Certification Fees	4-02-01-040	8,000.00	289,463.27	(185,743.16)	(58,923.08)	54,688.11	99,485.14	99,485.14	-	99,485.14	91,485.14	1144%	
Legal Fees	4-02-01-090	126,825.00	5,475.00	2,640.00	(5,480.00)	124,190.00	126,825.00	118,705.00	8,120.00	126,825.00	-	0%	
Inspection Fees	4-02-01-100	5,444,696.00	2,141,600.00	2,956,980.00	(1,124,630.00)	3,523,680.00	7,497,630.00	7,497,630.00	-	7,497,630.00	2,052,934.00	38%	
Verification and Authentication Fees	4-02-01-110	56,000.00	17,710.00	13,150.00	(16,670.00)	27,160.00	41,350.00	-	-	41,350.00	(14,650.00)	-26%	
Processing Fees	4-02-01-130	10,902,819.18	4,000.00	10,898,819.18	-	-	10,902,819.18	10,902,819.18	-	10,902,819.18	-	0%	
Fines and Penalties - Service Income	4-02-01-140	18,986,872.39	113,926.33	11,067,191.21	463,583.45	7,342,171.40	18,986,872.39	18,986,872.39	-	18,986,872.39	-	0%	
Other Service Income	4-02-01-990	97,522,783.84	15,789,246.45	35,104,329.69	(24,647,691.44)	71,276,899.14	97,522,783.84	94,800,424.85	2,722,358.99	97,522,783.84	-	0%	
School Fees	4-02-02-010	1,266,941.20	570,725.62	(484,275.79)	(7,136.00)	4,792.25	84,106.08	84,106.08	-	84,106.08	(1,182,835.12)	-93%	
Affiliation Fees	4-02-02-020	92,000.00	-	32,000.00	-	60,000.00	92,000.00	-	-	92,000.00	-	0%	
Examination Fees	4-02-02-030	800,000.00	-	14,550.00	-	279,450.00	294,000.00	294,000.00	-	294,000.00	(506,000.00)	-63%	
Seminar/Training Fees	4-02-02-040	16,883,550.00	6,127,751.60	7,808,650.75	(1,925,527.66)	18,535,559.97	30,546,434.66	5,176,750.00	25,369,684.66	30,546,434.66	13,662,884.66	81%	
Business Income		61,777,537.64	2,529,899.56	26,787,922.94	(17,636,582.90)	51,325,353.64	63,006,623.24	62,967,623.24	39,000.00	63,006,623.24	1,229,085.60	2%	
Rent/Lease Income	4-02-02-050	698,000.00	1,000,958.90	400,108.90	(902,508.90)	1,428,526.70	1,927,085.60	1,888,085.60	39,000.00	1,927,085.60	1,229,085.60	176%	
Income from Hostels/Dormitories & Other Like Facilities	4-02-02-130	5,000.00	-	5,000.00	-	-	5,000.00	5,000.00	-	5,000.00	-	0%	
Income from Printing and Publication	4-02-02-150	72,000.00	-	62,000.00	-	10,000.00	72,000.00	72,000.00	-	72,000.00	-	0%	
Sales Revenue	4-20-21-600	7,273.75	1,673.75	5,600.00	-	-	7,273.75	7,273.75	-	7,273.75	-	0%	
Fines & Penalties - Business Income	4-02-02-230	60,080,322.59	1,488,966.91	25,931,467.79	(16,544,507.54)	49,204,395.43	60,080,322.59	60,080,322.59	-	60,080,322.59	-	0%	
Other Business Income	4-02-02-990	914,941.30	38,300.00	383,746.25	(189,536.46)	682,431.51	914,941.30	914,941.30	-	914,941.30	-	0%	
Other General Income		1,894,747,661.54	23,766,208.09	1,587,854,474.95	(2,795,965.11)	288,036,926.84	1,896,861,644.77	43,012,325.11	10,134,068.20	53,146,393.31	2,113,983.23	0%	
Interest Income	4-02-02-210	8,655,399.60	8,962,814.84	1,120,604.95	(855,261.58)	1,551,312.02	10,779,470.23	1,760,434.32	9,019,035.91	10,779,470.23	2,124,070.63	25%	
Income from Grants & Donations - in C	4-04-02-010	6,534,019.27	278,666.59	3,012,182.44	873,733.41	2,369,436.83	6,534,019.27	5,418,986.98	1,115,032.29	6,534,019.27	-	0%	
Income from Grants & Donations - in K	4-04-02-020	1,865,466,084.26	14,319,457.54	1,577,585,514.25	-	273,561,112.47	1,865,466,084.26	21,750,832.80	-	21,750,832.80	-	0%	
Sale of Garnished / Confiscated / Abandoned/Seized Goods and	4-06-01-010	10,087.40	-	-	-	-	-	-	-	-	(10,087.40)	-100%	

QUARTERLY REPORT - REVENUE AND OTHER RECEIPTS
For the Quarter Ended December 31, 2017
(In Pesos)

Department: DEPARTMENT OF EDUCATION
Agency:
Operating Unit:
Organization Code:

Account Name	UACS Code	REVENUE TARGET (ANNUAL)	ACTUAL REVENUE AND OTHER RECEIPTS COLLECTIONS					CUMULATIVE REMITTANCE/DEPOSITS TO DATE			VARIANCE		REMARKS
			1st QUARTER	2nd QUARTER	3rd QUARTER	4th QUARTER	TOTAL	Remittance to BTr	Deposited with AGDB	TOTAL	AMOUNT	%	
							8=(4+5+6+7)	9	10	11=(9+10)	12=(8-3)	13 = (12/3)	14
Miscellaneous Income	4-06-09-990	14,082,071.01	205,269.12	6,138,173.31	(2,814,436.94)	10,555,065.52	14,082,071.01	14,082,071.01	-	14,082,071.01	-	0%	
Gain/Loss		8,901,124.31	28,979.61	4,696,190.92	773,869.57	3,402,082.21	8,901,122.31	8,901,122.31	-	8,901,122.31	(2.00)	0%	
Gain on Sale of Property, Plant & Equip	4-05-01-040	896.94	-	-	894.94	-	894.94	894.94	-	894.94	(2.00)	0%	
Gain on Sale of Biological Assets	4-05-01-060	58,500.00	4,000.00	-	-	54,500.00	58,500.00	58,500.00	-	58,500.00	-	0%	
Other Gains	4-05-01-990	8,841,727.37	24,979.61	4,696,190.92	772,974.63	3,347,582.21	8,841,727.37	8,841,727.37	-	8,841,727.37	-	0%	
Other Non-Operating Income		652,000.00	-	652,000.00	-	-	652,000.00	652,000.00	-	652,000.00	-	0%	
Sale of Unserviceable Property	4-06-01-020	652,000.00	-	652,000.00	-	-	652,000.00	652,000.00	-	652,000.00	-	0%	
Other Receipts		3,466,733,336.41	7,459,328,891.50	15,899,627.52	(1,328,440,326.95)	174,179,390.51	6,320,967,582.58	2,215,889,923.89	4,103,661,580.59	6,319,551,504.48	2,854,234,246.17	82%	
B. SPECIAL ACCOUNT IN THE GENERAL FUND		24,599,679.35	6,036,175.01	53,622,197.55	-	-	59,658,372.56	53,741,067.55	836,572.21	54,577,639.76	35,058,693.21	143%	
Non-Tax Revenue		24,599,679.35	6,036,175.01	53,622,197.55	-	-	59,658,372.56	53,741,067.55	836,572.21	54,577,639.76	35,058,693.21	143%	
General Income		24,599,679.35	6,036,175.01	53,622,197.55	-	-	59,658,372.56	53,741,067.55	836,572.21	54,577,639.76	35,058,693.21	143%	
Permits and Licenses		808,000.00	837,110.00	-	-	-	837,110.00	8,000.00	829,110.00	837,110.00	29,110.00	0%	
Permit Fees	4-02-01-010	8,000.00	8,000.00	-	-	-	8,000.00	8,000.00	-	8,000.00	-	0%	
Registration Fees	4-02-01-020	800,000.00	829,110.00	-	-	-	829,110.00	-	829,110.00	829,110.00	29,110.00	4%	
Service Income		10,110,870.00	118,332.21	45,022,121.00	-	-	45,140,453.21	45,132,991.00	7,462.21	45,140,453.21	35,029,583.21	0%	
Clearance and Certification Fees	4-02-01-040	270.00	270.00	-	-	-	270.00	270.00	-	270.00	-	0%	
Inspection Fees	4-02-01-100	84,000.00	84,000.00	-	-	-	84,000.00	84,000.00	-	84,000.00	-	0%	
Other Service Income	4-02-01-990	10,000,000.00	7,462.21	45,022,121.00	-	-	45,029,583.21	45,022,121.00	7,462.21	45,029,583.21	35,029,583.21	350%	
Affiliation Fees	4-02-02-020	26,600.00	26,600.00	-	-	-	26,600.00	26,600.00	-	26,600.00	-	0%	
Other General Income		13,680,809.35	5,080,732.80	8,600,076.55	-	-	13,680,809.35	8,600,076.55	-	8,600,076.55	-	0%	
Interest Income	4-02-02-210	8,600,076.55	-	8,600,076.55	-	-	8,600,076.55	8,600,076.55	-	8,600,076.55	-	0%	
Income from Grants & Donations - in K	4-04-02-020	5,080,732.80	5,080,732.80	-	-	-	5,080,732.80	-	-	-	-	0%	
C. OFF-BUDGET ACCOUNTS (formerly Fund 161 to 164 etc.)		503,662,147.42	104,309,821.82	147,053,791.49	(67,460,612.84)	300,174,348.63	484,077,349.10	1,710,417.70	482,366,931.40	484,077,349.10	(19,584,798.32)	-4%	
Revolving Funds		503,662,147.42	104,309,821.82	147,053,791.49	(67,460,612.84)	300,174,348.63	484,077,349.10	1,710,417.70	482,366,931.40	484,077,349.10	(19,584,798.32)	-4%	
Permits and Licenses		37,695,223.00	32,966,024.80	-	(31,971,191.51)	-	994,833.29	-	994,833.29	994,833.29	(36,700,389.71)	-97%	
Registration Fees	4-02-01-020	37,695,223.00	32,966,024.80	-	(31,971,191.51)	-	994,833.29	-	994,833.29	994,833.29	(36,700,389.71)	-97%	
Service Income		26,013,117.56	2,172,723.68	17,733,947.54	(5,817,125.31)	11,923,571.65	26,013,117.56	1,147,650.00	24,865,467.56	26,013,117.56	-	0%	
Other Service Income	4-02-01-990	23,997,318.81	1,410,123.68	17,732,947.54	(5,074,525.31)	9,928,772.90	23,997,318.81	1,147,650.00	22,849,668.81	23,997,318.81	-	0%	
Seminar/Training Fees	4-02-02-040	2,015,798.75	762,600.00	1,000.00	(742,600.00)	1,994,798.75	2,015,798.75	-	2,015,798.75	2,015,798.75	-	0%	

QUARTERLY REPORT ON REVENUE AND OTHER RECEIPTS
For the Quarter Ended December 31, 2017
(In Pesos)

Department: DEPARTMENT OF EDUCATION
Agency:
Operating Unit:
Organization Code:

Account Name	UACS Code	REVENUE TARGET (ANNUAL)	ACTUAL REVENUE AND OTHER RECEIPTS COLLECTIONS					CUMULATIVE REMITTANCE/DEPOSITS TO DATE			VARIANCE		REMARKS
			1st QUARTER	2nd QUARTER	3rd QUARTER	4th QUARTER	TOTAL	Remittance to BTr	Deposited with AGDB	TOTAL	AMOUNT	%	
1	2	3	4	5	6	7	8=(4+5+6+7)	9	10	11=(9+10)	12=(8-3)	13 = (12/3)	14
Business Income		439,282,865.52	68,637,929.62	129,208,668.99	(29,700,210.69)	287,815,778.67	455,962,166.59	13,287.69	455,948,878.90	455,962,166.59	16,679,301.07	4%	
Rent/Lease Income	4-02-02-050	4,192,000.00	1,456,074.00	4,917,955.02	(833,125.00)	4,452,556.52	9,993,460.54	-	9,993,460.54	9,993,460.54	5,801,460.54	138%	
Income from Hostels/Dormitories & Other Like Facilities	4-02-02-130	384,857,826.17	54,605,805.06	113,750,045.17	(31,342,202.16)	247,844,178.10	384,857,826.17	-	384,857,826.17	384,857,826.17	-	0%	
Income from Printing and Publication	4-02-02-150	2,822,344.83	25,391.00	24,677.50	29,258.24	2,743,018.09	2,822,344.83	-	2,822,344.83	2,822,344.83	-	0%	
Fines and Penalties- Business Income	4-02-02-230	26,000,000.00	60,873.50	19,462.62	211,888.33	(51,482.99)	240,741.46	-	240,741.46	240,741.46	(25,759,258.54)	-99%	
Other Business Income	4-02-02-990	21,410,694.52	12,489,786.06	10,496,528.68	2,233,969.90	32,827,508.95	58,047,793.59	13,287.69	58,034,505.90	58,047,793.59	36,637,099.07	171%	
Other General Income		416,617.53	234,419.91	111,174.96	20,651.67	434,998.31	801,244.85	287,893.20	513,351.65	801,244.85	384,627.32	92%	
Interest Income	4-02-02-210	256,048.09	209,061.46	111,174.96	40,340.12	280,098.87	640,675.41	132,993.76	507,681.65	640,675.41	384,627.32	150%	
Miscellaneous Income	4-06-09-990	160,569.44	25,358.45	-	(19,688.45)	154,899.44	160,569.44	154,899.44	5,670.00	160,569.44	-	0%	
Gain/Loss		254,323.81	298,723.81	-	7,263.00	-	305,986.81	261,586.81	44,400.00	305,986.81	51,663.00	20%	
Other Gains	4-05-01-990	254,323.81	298,723.81	-	7,263.00	-	305,986.81	261,586.81	44,400.00	305,986.81	51,663.00	20%	
D. CUSTODIAL FUNDS (formerly Fund 101-184, 187)		221,039,122,438.55	65,110,434.55	160,533,469,191.19	(3,699,801.76)	180,020,805,695.51	340,615,685,519.49	368,851,847.65	340,246,483,731.75	340,615,335,579.40	119,576,563,080.94	54%	
Inter-Agency Transferred Funds (IATF)	3-08-601	16,272,646.09	14,101,915.97	145,100,149.11	(14,209,509.45)	112,801,404.83	257,793,960.46	168,607,596.89	88,836,423.48	257,444,020.37	241,521,314.37	1484%	
Service Income		5,649,700.00	10,584,014.94	77,745,741.00	1,803,997.05	54,831,825.61	144,965,578.60	115,310,830.60	29,654,748.00	144,965,578.60	139,315,878.60	2466%	
Other Service Income	4-02-01-990	1,932,000.00	10,584,014.94	77,745,741.00	145,797.05	52,772,325.61	141,247,878.60	115,310,830.60	25,937,048.00	141,247,878.60	139,315,878.60	7211%	
Examination Fees	4-02-02-030	1,649,400.00	-	-	1,658,200.00	(8,800.00)	1,649,400.00	-	1,649,400.00	1,649,400.00	-	0%	
Seminar/Training Fees	4-02-02-040	2,068,300.00	-	-	-	2,068,300.00	2,068,300.00	-	2,068,300.00	2,068,300.00	-	0%	
Business Income		462,946.09	7,860.00	2,487.09	178,158.00	274,441.00	462,946.09	72,547.09	390,399.00	462,946.09	-	0%	
Rent/Lease Income	4-02-02-050	62,200.00	-	-	-	62,200.00	62,200.00	62,200.00	-	62,200.00	-	0%	
Other Business Income	4-02-02-990	400,746.09	7,860.00	2,487.09	178,158.00	212,241.00	400,746.09	10,347.09	390,399.00	400,746.09	-	0%	
Other General Income		10,160,000.00	3,510,041.03	67,351,921.02	(16,191,664.50)	57,695,138.22	112,365,435.77	53,224,219.20	58,791,276.48	112,015,495.68	102,205,435.77	1006%	
Interest Income	4-02-02-210	8,510,000.00	3,460,041.03	67,351,921.02	(16,191,664.50)	57,695,138.22	112,315,435.77	53,224,219.20	58,741,276.48	111,965,495.68	103,805,435.77	1220%	
Income from Grants & Donations - in C	4-04-02-010	50,000.00	50,000.00	-	-	-	50,000.00	-	50,000.00	50,000.00	-	0%	
Income from Grants & Donations - in K	4-04-02-020	1,600,000.00	-	-	-	-	-	-	-	-	(1,600,000.00)	-100%	
Receipts Deposited with the National Treasury other than IATF	3-08-602	78,947,765.38	25,885,283.53	5,899,301.30	6,908,638.98	46,217,416.64	84,910,640.45	77,344,296.03	7,566,344.42	84,910,640.45	5,962,875.07	8%	
Permits and Licenses		63,600.00	63,600.00	-	-	-	63,600.00	63,600.00	-	63,600.00	-	0%	
Permit Fees	4-02-01-010	63,600.00	63,600.00	-	-	-	63,600.00	63,600.00	-	63,600.00	-	0%	

QUARTERLY REPORT OF REVENUE AND OTHER RECEIPTS
For the Quarter Ended December 31, 2017
(In Pesos)


Department: DEPARTMENT OF EDUCATION
Agency:
Operating Unit:
Organization Code:


Account Name	UACS Code	REVENUE TARGET (ANNUAL)	ACTUAL REVENUE AND OTHER RECEIPTS COLLECTIONS					CUMULATIVE REMITTANCE/DEPOSITS TO DATE			VARIANCE		REMARKS
			1st QUARTER	2nd QUARTER	3rd QUARTER	4th QUARTER	TOTAL	Remittance to ETr	Deposited with AGDB	TOTAL	AMOUNT	%	
1	2	3	4	5	6	7	8=(4+5+6+7)	9	10	11=(9+10)	12=(8-3)	13=(12/3)	14
Service Income		62,083,571.76	25,821,683.53	-	6,877,138.98	40,566,124.32	73,264,946.83	65,730,102.41	7,534,844.42	73,264,946.83	11,181,375.07	0%	
Other Service Income	4-02-01-990	28,283,571.76	8,266,693.13	-	-	-	8,266,693.13	8,266,693.13	-	8,266,693.13	(20,016,878.63)	-71%	
Seminar/Training Fees	4-02-02-040	5,000,000.00	39,500.00	-	1,604,000.00	-	1,643,500.00	-	1,643,500.00	1,643,500.00	(3,356,500.00)	-67%	
Service Fees		28,800,000.00	17,515,490.40	-	5,273,138.98	40,566,124.32	63,354,753.70	57,463,409.28	5,891,344.42	63,354,753.70	34,554,753.70	120%	
Business Income		250,000.00	-	-	31,500.00	-	31,500.00	-	31,500.00	31,500.00	(218,500.00)	0%	
Income from Printing and Publication	4-02-02-150	250,000.00	-	-	31,500.00	-	31,500.00	-	31,500.00	31,500.00	(218,500.00)	-87%	
Other General Income		16,550,593.62	-	5,899,301.30	-	5,651,292.32	11,550,593.62	11,550,593.62	-	11,550,593.62	(5,000,000.00)	0%	
Interest Income	4-02-02-210	11,550,593.62	-	5,899,301.30	-	5,651,292.32	11,550,593.62	11,550,593.62	-	11,550,593.62	(5,000,000.00)	0%	
Income from Grants & Donations - in C	4-04-02-010	5,000,000.00	-	-	-	-	-	-	-	-	(5,000,000.00)	-100%	
Receipts Deposited with Authorized Government Depository Banks (AGDB)	3-06-603	220,943,902,027.08	25,123,235.05	160,382,469,740.78	3,601,068.71	179,561,786,874.04	340,272,980,918.58	122,899,954.73	340,150,080,963.85	340,272,980,918.58	119,329,078,891.50	54%	
Permits and Licenses		14,216,253.00	3,841,750.00	8,276,035.73	(2,210,054.73)	4,308,522.00	14,216,253.00	5,129,870.00	9,086,383.00	14,216,253.00	-	0%	
Permit Fees	4-02-01-010	1,171,240.00	-	870,200.00	221,040.00	80,000.00	1,171,240.00	314,290.00	856,950.00	1,171,240.00	-	0%	
Registration Fees	4-02-01-020	13,045,013.00	3,841,750.00	7,405,835.73	(2,431,094.73)	4,228,522.00	13,045,013.00	4,815,580.00	8,229,433.00	13,045,013.00	-	0%	
Service Income		116,632,096.15	7,648,702.71	22,116,862.40	(2,317,652.85)	149,279,450.89	176,727,363.15	114,375,389.61	62,351,973.54	176,727,363.15	60,095,267.00	52%	
Clearance and Certification Fees	4-02-01-040	520,958.04	-	493,641.07	10,105.00	17,211.97	520,958.04	27,316.97	493,641.07	520,958.04	-	0%	
Legal Fees	4-02-01-090	3,820.00	-	1,150.00	-	2,670.00	3,820.00	3,820.00	-	3,820.00	-	0%	
Inspection Fees	4-02-01-100	358,000.00	-	110,000.00	-	248,000.00	358,000.00	358,000.00	-	358,000.00	-	0%	
Processing Fees	4-02-01-130	5,409,116.64	5,409,116.64	-	-	-	5,409,116.64	-	5,409,116.64	5,409,116.64	-	0%	
Fines and Penalties - Service Income	4-02-01-140	9,631.00	-	9,631.00	-	-	9,631.00	9,631.00	-	9,631.00	-	0%	
Other Service Income	4-02-01-990	80,000,000.00	600,882.07	3,217,522.61	(834,857.85)	137,111,720.17	140,095,267.00	107,765,674.17	32,329,592.83	140,095,267.00	60,095,267.00	75%	
School Fees	4-02-02-010	358,705.00	-	740,325.00	(381,620.00)	-	358,705.00	-	358,705.00	358,705.00	-	0%	
Affiliation Fees	4-02-02-020	62,100.00	-	62,100.00	-	-	62,100.00	-	62,100.00	62,100.00	-	0%	
Examination Fees	4-02-02-030	3,517,964.00	1,276,564.00	2,241,400.00	-	-	3,517,964.00	-	3,517,964.00	3,517,964.00	-	0%	
Seminar/Training Fees	4-02-02-040	26,391,801.47	362,140.00	15,241,092.72	(1,111,280.00)	11,899,848.75	26,391,801.47	6,210,947.47	20,180,854.00	26,391,801.47	-	0%	
Business Income		7,055,647.83	128,200.00	6,470,845.75	(199,365.50)	655,967.58	7,055,647.83	1,503,512.55	5,552,135.28	7,055,647.83	-	0%	
Rent/Lease Income	4-02-02-050	1,514,701.23	8,200.00	1,466,751.23	-	39,750.00	1,514,701.23	1,085,825.23	428,876.00	1,514,701.23	-	0%	
Income from Hostels/Dormitories & Other Like Facilities	4-02-02-130	62,000.00	-	-	-	62,000.00	62,000.00	62,000.00	-	62,000.00	-	0%	
Income from Printing and Publication	4-02-02-150	294,000.00	-	-	-	294,000.00	294,000.00	-	294,000.00	294,000.00	-	0%	
Other Business Income	4-02-02-990	5,184,946.60	120,000.00	5,004,094.52	(199,365.50)	260,217.58	5,184,946.60	355,687.32	4,829,259.28	5,184,946.60	-	0%	
Other General Income		52,650,605.46	8,227,657.34	33,419,835.54	8,328,141.79	15,711,926.31	65,687,560.98	1,859,918.15	63,827,642.83	65,687,560.98	13,036,955.52	25%	
Interest Income	4-02-02-210	39,523,889.09	8,202,656.74	3,679,229.49	8,298,875.20	32,380,083.18	52,560,844.61	12,746.43	52,548,098.18	52,560,844.61	13,036,955.52	33%	
Income from Grants & Donations - in C	4-04-02-010	11,010,079.49	25,000.00	9,120,370.40	29,266.59	1,835,442.50	11,010,079.49	1,320,760.43	9,689,319.06	11,010,079.49	-	0%	
Miscellaneous Income	4-06-99-000	2,116,636.88	0.60	20,620,235.65	-	(18,503,599.37)	2,116,636.88	526,411.29	1,590,225.59	2,116,636.88	-	0%	

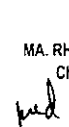
QUARTERLY REPORT OF REVENUE AND OTHER RECEIPTS
 For the Quarter Ended December 31, 2017
 (In Pesos)


Department: DEPARTMENT OF EDUCATION
 Agency:
 Operating Unit:
 Organization Code:

Account Name	UACS Code	REVENUE TARGET (ANNUAL)	ACTUAL REVENUE AND OTHER RECEIPTS COLLECTIONS					CUMULATIVE REMITTANCE/DEPOSITS TO DATE			VARIANCE		REMARKS
			1st QUARTER	2nd QUARTER	3rd QUARTER	4th QUARTER	TOTAL	Remittance to BTr	Deposited with AGDB	TOTAL	AMOUNT	%	
1	2	3	4	5	6	7	8=(4+5+6+7)	9	10	11=(9+10)	12=(8-3)	13 = (12/3)	14
Assistance and Subsidy		220,746,740,546.42	5,276,925.00	160,307,023,869.97	-	179,690,386,420.43	340,002,687,215.40	-	340,002,687,215.40	340,002,687,215.40	119,255,946,668.98	54%	
Subsidy from National Government	4-03-01-010	220,000,000,000.00	-	159,595,976,543.99	-	179,659,970,124.99	339,255,946,668.98	-	339,255,946,668.98	339,255,946,668.98	119,255,946,668.98	54%	
Subsidy from Other National Governm	4-03-01-020	426,579,013.58	-	388,606,154.51	-	37,972,859.07	426,579,013.58	-	426,579,013.58	426,579,013.58	-	0%	
Assistance from Local Government Ur	4-03-01-030	38,272,143.25	5,276,925.00	28,336,089.68	-	4,659,128.57	38,272,143.25	-	38,272,143.25	38,272,143.25	-	0%	
Subsidy from Other Funds	4-03-01-050	188,652,176.69	-	201,438,896.25	-	(12,786,719.56)	188,652,176.69	-	188,652,176.69	188,652,176.69	-	0%	
Subsidy from Central Office	4-03-01-060	93,237,212.90	-	92,666,185.54	-	571,027.36	93,237,212.90	-	93,237,212.90	93,237,212.90	-	0%	
Gain/Loss		6,606,878.22	-	5,162,291.39	-	1,444,586.83	6,606,878.22	31,264.42	6,575,613.80	6,606,878.22	-	0%	
Gain on Sale of Property, Plant & Equip	4-05-01-040	1,000.00	-	1,000.00	-	-	1,000.00	-	1,000.00	1,000.00	-	0%	
Gain on initial Recognition og Biologic	4-05-01-050	3,490.00	-	3,490.00	-	-	3,490.00	-	3,490.00	3,490.00	-	0%	
Other Gains	4-05-01-990	6,602,388.22	-	5,157,801.39	-	1,444,586.83	6,602,388.22	31,264.42	6,571,123.80	6,602,388.22	-	0%	
TOTAL		227,157,593,582.83	7,687,323,778.41	162,444,192,778.49	(1,446,309,365.72)	180,946,083,143.16	349,631,290,334.34	2,908,571,400.09	344,872,156,931.80	347,780,728,331.89	122,473,696,751.51	54%	

Consolidated by:

 Nida A. Sarandi
 Administrative Assistant II

Checked by:

 NELIZA G. ADVINCULA
 Accountant III, CROC Section

Certified Correct by:

 MA. RHUNNA L. CATALAN
 Chief Accountant

Approved by:

 ARMANDO C. RUIZ
 Chief Administrative Officer
 OIC, Office of the Director IV
 For Finance - Disbursements & Accounting