

9

Mathematics

Quarter 4 – Module __:
(Module Title)

(Author/s)

Publisher's Cover Art



FRONT COVER

GOVERNMENT PROPERTY
NOT FOR SALE

Module Record

School: _____ District: _____

Division: _____ Region: _____ Date Received by School: _____

Issued to (Name of Learner)	Date Issued	Condition	Date Returned	Condition

To the Learner

Write your name clearly under the column "Issued to."

Use the following letters in recording the condition of the module:

A. New Module

B. Used Module in Good Condition

C. Used Module in Fair Condition

D. Used Module in Poor Condition

Always repair damaged textbooks.

Take Care of Your Module

Dos:

1. Cover your module with plastic or manila paper. Old newspaper and magazines will do.
2. Be sure your hands are clean when you handle or turn the pages.
3. When using a new module for the first time, lay it on its back. Open only a few pages at a time. Press lightly along the bound edge as you turn the pages. This will keep the cover in good condition.
4. Use a piece of paper or cardboard for bookmarks.
5. Paste or tape immediately any torn pages.
6. Handle the module with care when passing from one person to another.
7. Always keep your module in a clean dry place.
8. When your module is lost, report it to your teacher right away.

Don'ts:

1. Do not fold the pages.
2. Do not write on the cover or pages.
3. Do not cut out any picture.
4. Never tear or detach any page.
5. Do not leave it open or lying face down when not in use.
6. Do not use pencils, ballpens, or thick objects as bookmarks.
7. Do not force the module into a packed schoolbag.
8. Do not use it to cover your head when it is raining.
9. Do not sit on it.

INSIDE FRONT COVER

INSIDE BACK COVER

For inquiries or feedback, please write or call:

Department of Education - Bureau of Learning Resources (DepEd-BLR)

Ground Floor, Bonifacio Bldg., DepEd Complex
Meralco Avenue, Pasig City, Philippines 1600

Telefax: (632) 8634-1072; 8634-1054; 8631-4985

Email Address: blr.lrqad@deped.gov.ph * blr.lrpd@deped.gov.ph

**Publisher's
Logo**

BACK COVER

Front Cover Specifications










Entry	Font Type	Font Size	Other Details
Resource Title: <ul style="list-style-type: none"> ▪ Learning Area ▪ Quarter & Module Number ▪ Module Title 	A serif or sans serif typeface with large x-height, open	35 to 45 pts; Learning area text is 10pts bigger	Position: aligned at the center top part of the cover below the Grade level identifier
Name of Author	counters, contrast, good linkage, uniform proportions (e.g. Bookman Old Style, Arial, Century Gothic)	15 to 20 pts	Position: aligned at the center top part of the cover below the resource title
Grade Level identifier for K to 10: <ul style="list-style-type: none"> ▪ K for Kindergarten ▪ Hindu Arabic Number for 1-10 	Arial, bold face	70 pt	Position: top left-hand part of the cover Box Size: 1.5" x 1.5" with rounded corners Box Border: 2 pt Background color: white Font Color: Black
Grade Level identifier for Senior High School	Arial, bold face	16 pt	Position: top left-hand part of the cover Box Size: 3" x 0.5" with rounded corners Background color: Black Font color: white
Violator box	NA	NA	Position: rotated -45 degrees at the bottom right-hand corner Box Size: 5" x 0.75" Box Border: 2-lined border
Violator text – line 1:	Arial	11 pt	Position: rotated -45




Entry	Font Type	Font Size	Other Details
<ul style="list-style-type: none"> ▪ Government Property (English Version) ▪ Pag-aari ng Pamahalaan (Filipino Version) 			degrees aligned in the center of the violator box
Violator text – line 2: <ul style="list-style-type: none"> ▪ NOT FOR SALE (English Version) ▪ HINDI IPINAGBIBILI (Filipino Version) 	Arial, all caps, bold face	18 pt	Position: rotated -45 degrees aligned in the center of the violator box
Cover art/photo	NA	NA	Position: Center of the cover page
Resource Identifier: ADM logo	NA	NA	Position: after the cover art
DepEd Logo/Identifier	NA	NA	Position: top right-hand corner Logo size: 1.5” x .75”

- Should we apply the color coding for the textbooks?

Color coding is applied only to the Grade level box of the Grade level identifier.

Assigned Background Color for the Grade Level Identifier

Learning Area	Color	C	M	Y	K
English	light blue 	70	15	0	0
Filipino	dark blue 	100	85	35	25
Science	orange 	0	75	100	0
Mathematics	green 	80	5	85	0
Araling Panlipunan	red 	0	100	100	0
Edukasyon sa Pagpapakatao	brown 	40	65	90	35
Music and Arts	canary yellow 	5	0	90	0
Physical Education and Health	canary yellow 	5	0	90	0
Mother Tongue-Based Multilingual Education	white 	0	0	0	0

Learning Area	Color	C	M	Y	K
Edukasyong Pantahanan at Pangkabuhayan/Technology and Livelihood Education	violet 	70	70	0	0
Kindergarten	pink 	0	70	0	0
Senior High School	black 	75	68	67	90



Senior High School