

FY 2021 PHYSICAL ACCOMPLISHMENT REPORT
As of March 31, 2021

Department : DEPARTMENT OF EDUCATION
Agency : Office of the Secretary
Operating Unit : Central Office
Organization : 70010100000
Code (UACS)

Organizational Outcomes/ Performance Indicators	2021 GAA Target	2021 Revised Target	Physical Targets					Physical Accomplishment		Remarks
			1st Quarter	2nd Quarter	3rd Quarter	4th Quarter	Total	1st Quarter	Total	
(1)	(2)	(3)	(4)	(5)	(6)	(7)	(8) = 4+5+6+7	(9)	(10)	(11)
Access of every Filipino to an enhanced basic education program enabling them to prepare for further education and the world of work achieved										
EDUCATION POLICY DEVELOPMENT PROGRAM										
Outcome Indicators										
1. Percentage of completed education researches used for policy development	30%					30%	30%			
2. Percentage of satisfactory feedback from clients on issued policies	78%					78%	78%			
Output Indicators										
1. Number of policies formulated, reviewed, and issued	30		5	10	10	5	30	13	13	Please see Annex A for the list of issued policies.
2. Number of education researches completed	320				40	280	320			
3. Number of proposed policies reviewed	70		15	20	20	15	70	28	28	Please see Annex B for the list of reviewed policies.
BASIC EDUCATION INPUTS PROGRAM										
Outcome Indicators										
1. Percentage of public schools meeting the standard ratio for teachers										
a. Elementary	97%					97%	97%			
b. Junior High School	83%					83%	83%			
c. Senior High School	84%					84%	84%			
2. Percentage of public schools meeting the standard ratio for classrooms										
a. Grades 1-10	89% (41,779)					89% (41,779)	89% (41,779)			
b. Senior High School	18% (1,277)					18% (1,277)	18% (1,277)			
3. Percentage of public schools provided with Information and Communications Technology (ICT) package										
a. Elementary	100%					100%	100%			
b. Junior High School	100%					100%	100%			
c. Senior High School	100%					100%	100%			

*(w/ combine mono and multigrade)

FY 2021 PHYSICAL ACCOMPLISHMENT REPORT
As of March 31, 2021

Department : DEPARTMENT OF EDUCATION
Agency : Office of the Secretary
Operating Unit : Central Office
Organization : 70010100000
Code (UACS)

Organizational Outcomes/ Performance Indicators	2021 GAA Target	2021 Revised Target	Physical Targets					Physical Accomplishment		Remarks
			1st Quarter	2nd Quarter	3rd Quarter	4th Quarter	Total	1st Quarter	Total	
Output Indicators										
1. New classrooms constructed			5,610	9,179	6,152	3,216	24,156	2,280	2,280	
a. No. of new classrooms constructed (cl)			4,996	8,237	5,550	2,863	21,646	2,119	2,119	There are 18,637 cl that are ongoing construction and there are 656 cl that are not yet starting its construction.
i. FY 2021 Fund	234					234	234			There is an ongoing reprogramming of priority list as per approved FY 2021 GAA.
ii. FY 2020 Fund			784	1,481	1,250	376	3,891	420	420	There are 3,084 cl that are ongoing construction and there are 387 cl that are not yet starting its construction. *The 996 variance is not included in the actual list of programmed projects of DPWH per latest data forwarded to DepEd. The actual no. of classroom based on actual list programmed for 2020 is 4,078 cl.
iii. FY 2019 Fund			850	1,200	1,060	247	3,357	459	459	There are 2,629 cl that are ongoing construction and there are 269 cl that are not yet starting its construction. *The 657 cl variance was due to realignment resulting to additional classrooms to be constructed.
iv. FY 2018 Fund			1,750	2,589	1,603	1,200	7,142	846	846	There are 6,296 ongoing classroom construction.
v. FY 2017 Fund			1,042	1,563	396	473	3,474	19	19	There are 3,445 ongoing classroom construction.
vi. FY 2016 Fund			500	1,332	1,165	333	3,330	353	353	There are 2,977 ongoing classroom construction.
vii. FY 2015 Fund			50	50	76	0	176	21	21	There are 155 ongoing classroom construction.
viii. FY 2014 Fund			20	22	0	0	42	1	1	There are 41 ongoing classroom construction.
b. No. of new classrooms on-going construction - FY 2021	934					934	934			-

FY 2021 PHYSICAL ACCOMPLISHMENT REPORT
As of March 31, 2021

Department : DEPARTMENT OF EDUCATION
Agency : Office of the Secretary
Operating Unit : Central Office
Organization : 70010100000
Code (UACS)

Organizational Outcomes/ Performance Indicators	2021 GAA Target	2021 Revised Target	Physical Targets					Physical Accomplishment		Remarks
			1st Quarter	2nd Quarter	3rd Quarter	4th Quarter	Total	1st Quarter	Total	
c. No. of New Technical Vocational Laboratory (TVL) constructed			614	942	602	177	2,334	161	161	There are 2,137 ongoing TVL construction and there are 36 TVL that are not yet starting its construction.
i. FY 2020 Fund			35	40	9	0	84	0	0	*The 16 variance is not included in the actual list of programmed projects of DPWH per latest data forwarded to DepEd; the actual no. of classroom based on actual list programmed for 2020 is 84 classrooms.
ii. FY 2019 Fund			15	33	15	0	63	36	36	There are 27 ongoing TVL construction.
iii. FY 2018 Fund			354	708	531	177	1,769	114	114	There are 1,655 ongoing TVL construction.
iv. FY 2017 Fund			200	150	47	0	397	4	4	There are 393 ongoing TVL construction.
v. FY 2016 Fund			10	11	0	0	21	7	7	There are 14 ongoing TVL construction.
d. Last Mile School Program - New classroom (CL) constructed						176	176			
i. FY 2021 Fund						88	88			Education Facilities Davison (EFD) prepared procurement documents and finalization of list of recipient schools.
ii. FY 2020 Fund						88	88			There is an ongoing procurement of LMS.
5. Textbooks and Instructional/ Learning Materials procured for printing and delivery										
5.a No. of manuscripts procured		29		29			29			
i. FY 2021 Fund		29		29			29			
5.b No. of Textbooks and Instructional/ Learning Materials procured				33,340,243		27,705	33,367,948			
i. FY 2021 Fund	4,279,000	27,705				27,705	27,705			The target was changed because there will be no printing of activity sheets for 2021 due to volume of activity sheets (AS) procured from FYs 2019-2020. The following are the revised targets for FY 2021, to wit: 27,012 - Procurement of Accessible Format Production Materials 479 - Procurement of Production Materials for Tactile Format LRs 214 - Provision of Learning Resources for School Libraries.

FY 2021 PHYSICAL ACCOMPLISHMENT REPORT
As of March 31, 2021

Department : DEPARTMENT OF EDUCATION
Agency : Office of the Secretary
Operating Unit : Central Office
Organization : 70010100000
Code (UACS)

Organizational Outcomes/ Performance Indicators	2021 GAA Target	2021 Revised Target	Physical Targets					Physical Accomplishment		Remarks	
			1st Quarter	2nd Quarter	3rd Quarter	4th Quarter	Total	1st Quarter	Total		
ii. FY 2017 Fund, TX & IMs/LMs, Transferred to DBM-PS (remaining balance)				33,340,243				33,340,243		<ul style="list-style-type: none"> For revision of subject areas and cost estimate for Gr. 2 and 8. There is an ongoing price monitoring for Basa Leveled Reader, Kinder TG & Gr. 3 EsP. For A&E and BLLM, BLR shall revise the computation based on the recommendation of ALS Task Force as to the titles of modules for printing. 	
5.c No. of Textbooks and Instructional/ Learning Materials printed/delivered			14,914,656	64,313,383	0	0	79,228,039	194,371	194,371		
i. FY 2020 Continuing Fund				9,822,762				9,822,762		There is an ongoing printing of Kindergarten AS, Gr. 1 English AS, Gr. 4 EsP, Gr. 9 EsP, and AP.	
ii. FY 2019 Continuing Fund (remaining balance)				14,997,774				14,997,774			
ii.a FY 2019 Fund Continuing (Activity Sheets)				2,165,000				2,165,000		There is an ongoing final proofing of Kindergarten Activity Sheets and A&E Modules.	
ii.b FY 2019 Fund Continuing (A&E Modules)				7,400,468				7,400,468			
ii.c FY 2019 Fund Continuing (Recipe Book, 4 MINIMA)				3,811,646				3,811,646		For proofing the Grade 1 for 4 MINIMA, and for delivery the Bread & Pastry Course.	
ii.d FY 2019 Fund Continuing (Gr. 10 Music and Arts)				1,620,660				1,620,660		There is an ongoing printing of Gr. 10 Music and Arts.	
iii. FY 2018 Continuing Fund (remaining balance)			14,914,656					14,914,656	194,371	194,371	
iii.a FY 2018 Fund Continuing (TX/IMs procured last 2018)			7,251,094					7,251,094	194,371	194,371	There is an ongoing printing and delivery of Vicarish supplier for 5,233,103 LRs. There is an ongoing delivery of Victorious supplier for 108,339 LRs. Gr. 4 Math (Zone 1, 2, 3) by Prinpia supplier with issues at Bureau of Customs for 1,715,281 copies.
iii.b FY 2018 Fund Continuing (Remaining TX/IMs)			7,663,562					7,663,562			There is an ongoing delivery of G6 Filipino, G6 PEH, G7 Filipino, and G7 ESP.
iv. FY 2017 Continuing Fund (remaining balance)				39,492,847				39,492,847			
iv.a FY 2017 Fund, TX & IMs/LMs				6,152,600				6,152,600			There is an ongoing printing and delivery (awarded last FY 2018) of 6,152,600 G7 Math, G7 AP, and G6 AP.

FY 2021 PHYSICAL ACCOMPLISHMENT REPORT
As of March 31, 2021

Department : DEPARTMENT OF EDUCATION
Agency : Office of the Secretary
Operating Unit : Central Office
Organization : 70010100000
Code (UACS)

Organizational Outcomes/ Performance Indicators	2021 GAA Target	2021 Revised Target	Physical Targets					Physical Accomplishment		Remarks
			1st Quarter	2nd Quarter	3rd Quarter	4th Quarter	Total	1st Quarter	Total	
iv.b FY 2017 Fund, TX & IMs/LMs, Transferred to DBM-PS				33,340,247				33,340,247		<ul style="list-style-type: none"> For revision of subject areas and cost estimate for Gr. 2 and 8. On-going price monitoring for Basa Leveled Reader, Kinder TG & Gr. 3 EsP. For A&E and BLLM, BLR shall revise the computation based on the recommendation of ALS Task Force as to the titles of modules for printing.
2. Number of equipment/tools procured for distribution:										
2.a Science and Math										
2.a.1 No. of Science & Mathematics packages procured for distribution			29,933	0	0	0	29,933	12,273	12,273	
i. FY 2021 Fund - pieces	7,730,038 pcs	6,428,348	6,428,348				6,428,348			There is an ongoing procurement process. 1. Majority of the proposed budget for LTE-SME are small value item which are less than the threshold limit value of 15,000. Hence, a total of PhP2.067B is proposed under MOOE classification for accounting purposes and booking up when the items have reached the intended recipient of the project. 2. The change in the physical target is due to the result of the market survey where most of items' price increased. Hence, some items' quantity were reduced. Resulting a decrease from the original target.
ii. FY 2019 Fund - CO Procurement (packages)			2,882				2,882	2,882	2,882	Of the 13 contracts, 4 contracts completed delivery while the 9 contracts are ongoing implementation.
iii. FY 2018 Fund - packages			3,943				3,943	3,943	3,943	
iii.a G7-G10 (RO Procurement)			3,541				3,541	3,541	3,541	Monitoring of deliveries.
iii.b G11-G12 (RO Procurement)			402				402	402	402	Programming of the data gathering tool to be used in gathering physical accomplishments of the downloaded funds is ongoing.
iv. FY 2017 Fund - packages			7,974				7,974		-	
iv.a G11-G12, Transfer to DBM			7,974				7,974		-	There is an ongoing market research.

FY 2021 PHYSICAL ACCOMPLISHMENT REPORT
As of March 31, 2021

Department : DEPARTMENT OF EDUCATION
Agency : Office of the Secretary
Operating Unit : Central Office
Organization : 70010100000
Code (UACS)

Organizational Outcomes/ Performance Indicators	2021 GAA Target	2021 Revised Target	Physical Targets					Physical Accomplishment		Remarks
			1st Quarter	2nd Quarter	3rd Quarter	4th Quarter	Total	1st Quarter	Total	
v. FY 2016 Fund - packages			2,897					2,897	2,897	
v.a FY 2016 Fund - CO Procurement			2,897					2,897	2,897	Follow-up for the response to the contract recommended for termination. Details of the project: 1,051 complete packages delivered 2,897 incomplete packages delivered BLR-Cebu (BLRC) wrote a follow-up letter to Office of Assistant Secretary for Procurement and Administration (OASPA) dated December 11, 2020 regarding the status of the contract(s) recommended for termination by BLRC to Office of Undersecretary for Legal Affairs (OULA).
vi. FY 2015 Fund - packages			2,551					2,551	2,551	
vi.a G4-G6 (Savings) - remaining balance			2,551					2,551	2,551	Follow-up for the response to the contract recommended for termination. Details of the project: 685 complete packages delivered 2,551 incomplete packages delivered BLR-Cebu (BLRC) wrote a follow-up letter to Office of Assistant Secretary for Procurement and Administration (OASPA) dated December 11, 2020 regarding the status of the contract(s) recommended for termination by BLRC to Office of Undersecretary for Legal Affairs (OULA).
2.a.2 No. of Science & Mathematics packages provided to the schools		packages	29,933					29,933		
i. FY 2021 Fund - pieces	7,730,038 pcs	6,428,348	6,428,348					6,428,348		The change in the physical target is due to the result of the market survey where most of items' price increased. Hence, some items' quantity were reduced. Resulting to a decrease from the original target. There is an ongoing pre-procurement activities.
FY 2021 Fund - packages		9,686	9,686					9,686		
i.a No. of SME Packages procured for delivery for Public Elementary Schools for Grades 1 to 3			1,866					1,866		1. There is an ongoing pre-procurement activities: a. Included the initial Procurement Documents to

*(w/ combine mono and multigrade)

FY 2021 PHYSICAL ACCOMPLISHMENT REPORT
As of March 31, 2021

Department : DEPARTMENT OF EDUCATION
Agency : Office of the Secretary
Operating Unit : Central Office
Organization : 70010100000
Code (UACS)

Organizational Outcomes/ Performance Indicators	2021 GAA Target	2021 Revised Target	Physical Targets					Physical Accomplishment		Remarks
			1st Quarter	2nd Quarter	3rd Quarter	4th Quarter	Total	1st Quarter	Total	
i.b No. of SME Packages procured for delivery for Public Elementary Schools for Grades 4 to 6			1,883					1,883		a. Uploaded the final Procurement Documents to OneDrive as submission on December 2020. The remaining documents were uploaded on February 2021.
i.c No. of SME Packages procured for delivery for Public Junior High Schools for Grades 7 to 10			4,558					4,558		b. The documents were verified by the PPMD assigned focal and in between, BLR was required to submit some supporting documents apart from the prior uploaded documents. On February 2021, we were informed that the documents have been verified as per checklist provided and instructed us to submit the verified checklist to PPMD in-charge personnel on PRAS Number.
i.d No. of SME Packages procured for delivery for Public Senior High Schools for Grades 11 to 12			1,379					1,379		c. On March 1, 2021, the verified checklist was officially transmitted."
iii. FY 2019 Fund - CO Procurement (packages)			2,882					2,882		Contract Implementation Status of Implementation of the 13 Contracts: 4 – completed delivery 9 – on-going implementation Details of the packages: Project package - 2,882 Packages Contract packages - number of items to be delivered per contract 1 Project package = 13 contract packages received by the schools Status: Incomplete project packages (4 out of 13 contract packages were delivered).
iv. FY 2018 Fund - packages			3,943					3,943		
iv.a G7-G10 (RO Procurement)			3,541					3,541		Monitoring of deliveries Programming of the data gathering tool to be used in gathering physical accomplishments of the downloaded funds is ongoing.
iv.b G11-G12 (RO Procurement)			402					402		
v. FY 2017 Fund - packages			7,974					7,974		
v.a G11-G12, Transfer to DBM			7,974					7,974		Pre-procurement Activities Attended meeting with Procurement Service regarding concerns of PS Constant communication with PS assigned personnel Status: Ongoing market research

FY 2021 PHYSICAL ACCOMPLISHMENT REPORT
As of March 31, 2021

Department : DEPARTMENT OF EDUCATION
Agency : Office of the Secretary
Operating Unit : Central Office
Organization : 70010100000
Code (UACS)

Organizational Outcomes/ Performance Indicators	2021 GAA Target	2021 Revised Target	Physical Targets					Physical Accomplishment		Remarks
			1st Quarter	2nd Quarter	3rd Quarter	4th Quarter	Total	1st Quarter	Total	
vi. FY 2016 Fund - packages			2,897					2,897		
vi.a FY 2016 Fund - CO Procurement			2,897					2,897		Follow-up for the response to the contract recommended for termination. Details of the project: 1,051 complete packages 2,897 incomplete packages
vii. FY 2015 Fund - packages			2,551					2,551		
vii.a G4-G6 (Savings) - remaining balance			2,551					2,551		Follow-up for the response to the contract recommended for termination. Details of the project: 685 complete packages 2,551 incomplete packages
2.b Technical and Vocational Livelihood										
2.b.1 No. of TVL packages procured			-	35,302	-	2,223		37,525	25,264	25,264
i. FY 2021 Fund - pieces	215,490 pcs	169,575				169,575		169,575	-	1. Replacement of JDVP recipient SHS from the FY2021 LTE TVL Recipients List - this resulted in changes to the specializations and decrease in the total target; 2. Updating of item prices - a recent market survey was conducted in the last quarter of FY2020 to determine the most current prices. This contributed to the decrease in the target.
ii. FY 2019 Fund				10,099				10,099	10,099	
ii.a G11-G12, CO procurement - remaining balance				5,966				5,966	5,966	Contract Implementation: Status of Implementation of the 8 Contracts: 1 – completed delivery 7 – on-going implementation Details of the packages: *Project package - consists of all items (by TVL Specialization) subdivided into different contract packages during procurement; **Contract packages - number of items to be delivered per contract.
ii.b G11-G12, CO procurement				4,133				4,133	4,133	
ii.b.1 DepEd Commons			12 months subscription						12 months subscription	30% of contract price recommended for billing; for transfer to ICTS.

FY 2021 PHYSICAL ACCOMPLISHMENT REPORT
As of March 31, 2021

Department : DEPARTMENT OF EDUCATION
Agency : Office of the Secretary
Operating Unit : Central Office
Organization : 70010100000
Code (UACS)

Organizational Outcomes/ Performance Indicators	2021 GAA Target	2021 Revised Target	Physical Targets					Physical Accomplishment		Remarks
			1st Quarter	2nd Quarter	3rd Quarter	4th Quarter	Total	1st Quarter	Total	
ii.b.2 Monitoring Applications			12 months subscription					12 months subscription		30% of contract price recommended for billing; for transfer to ICTS.
ii.b.3 Videocon Equipment			820 units					820 units		There is an ongoing contract implementation; for transfer to ICTS.
iii. FY 2018 Fund				5,364			5,364	5,364	5,364	
iii.a G11-G12, CO procurement				5,364			5,364	5,364	5,364	Contract Implementation: Status of Implementation of the 5 Contracts: 3 – completed delivery 2 – on-going implementation
iii.b G11-G12, RO procurement										Monitoring of deliveries; Programming of the data gathering tool to be used in gathering physical accomplishments of the downloaded funds is ongoing.
iii.c G11-G12, SDO & IUs procurement										
iv. FYs 2016 & 2017 Fund, (G11-G12) Transfer to DBM				19,839			19,839	9,801	9,801	
iv.a JEiv No. 2019-11-0029081 (Mass Production)								9,353		There is an ongoing contract implementation
iv.b. Agricultural Crops Production								448		There is an ongoing contract implementation.
iv.c various Tools and Equipment										a. There is an ongoing review and updating of the list of tools and equipment, quantities, and Technical Specifications vis-à-vis current TESDA TRs; b. There is an ongoing revision of the List of Recipient Schools and TVL Specializations based on updated LIS data.
2.b.2 No. of TVL packages delivered				35,302	-	2,223	37,525			
i. FY 2021 Fund - pieces	215,490 pcs	169,575				169,575	169,575			The change in the physical target is because of the change in the price of items during the market survey and exclusion of JDVP beneficiary in the recipients. 1. Replacement of JDVP recipient SHS from the FY 2021 LTE TVL Recipients List - this resulted in changes to the specializations and decrease in the total target; 2. Updating of item prices - a recent market survey was conducted in the last quarter of FY 2020 to determine the most current prices. This contributed to the decrease in the target.
FY 2021 Fund - packages		2,223				2,223	2,223			

FY 2021 PHYSICAL ACCOMPLISHMENT REPORT
As of March 31, 2021

Department : DEPARTMENT OF EDUCATION
Agency : Office of the Secretary
Operating Unit : Central Office
Organization : 70010100000
Code (UACS)

Organizational Outcomes/ Performance Indicators	2021 GAA Target	2021 Revised Target	Physical Targets					Physical Accomplishment		Remarks
			1st Quarter	2nd Quarter	3rd Quarter	4th Quarter	Total	1st Quarter	Total	
i.a Central Office Procurement										Ongoing pre-procurement activities: a. Uploaded the initial Procurement Documents to OneDrive as submission on March 3, 2021. The remaining documents were uploaded on March 10, 2021. b. On March 11, 2021, the submitted documents were verified based on the checklist of requirements for Competitive Bidding. On the same date, the complete documents were transmitted to ProcMS.
i.b Downloading of Funds to SDOs										Preparation of guidelines and finalization of supporting documents.
ii. FY 2019 Fund				10,099				10,099		
ii.a G11-G12, CO procurement - remaining balance				5,966				5,966		Contract Implementation: Status of Implementation of the 8 Contracts: 1 – completed delivery 7 – on-going implementation Details of the packages: *Project package - consists of all items (by TVL Specialization) subdivided into different contract packages during procurement; **Contract packages - number of items to be delivered per contract.
ii.b G11-G12, CO procurement				4,133				4,133		
ii.b.1 DepEd Commons			12 months subscription							Completed
ii.b.2 Monitoring Applications			12 months subscription							Completed
ii.b.3 Videocon Equipment			820 units							Ongoing contract implementation
iii. FY 2018 Fund				5,364				5,364		
iii.a G11-G12, CO procurement				5,364				5,364		Contract Implementation: Status of Implementation of the 5 Contracts: 3 – completed delivery 2 – on-going implementation

FY 2021 PHYSICAL ACCOMPLISHMENT REPORT
As of March 31, 2021

Department : DEPARTMENT OF EDUCATION
Agency : Office of the Secretary
Operating Unit : Central Office
Organization : 70010100000
Code (UACS)

Organizational Outcomes/ Performance Indicators	2021 GAA Target	2021 Revised Target	Physical Targets					Physical Accomplishment		Remarks
			1st Quarter	2nd Quarter	3rd Quarter	4th Quarter	Total	1st Quarter	Total	
iv. FYs 2016 & 2017 Fund, (G11-G12) Transfer to DBM				19,839				19,839		
iv.a JEV No. 2019-11-0029081 (Mass Production)										There is an ongoing contract implementation
iv.b. Agricultural Crops Production										There is an ongoing contract implementation
iv.c Various Tools and Equipment										a. There is an ongoing review and updating of the list of tools and equipment, quantities, and Technical Specifications vis-à-vis current TESDA TRs; b. There is an ongoing revision of the List of Recipient Schools and TVL Specializations based on updated LIS data.
2.c ICT packages										
2.c.1 No. of ICT packages procured			2,148	0	36,679	5,077	43,904	38,827	38,827	
i. FY 2021 Fund						5,077	5,077		0	There is an ongoing procurement process.
ii. FY 2020 Fund					36,679		36,679	36,679	36,679	There is an ongoing contract implementation.
iii. FY 2019 Fund			2,148				2,148	2,148	2,148	
iii.a ICT Package			1,061				1,061	1,061	1,061	There is an ongoing delivery for the remaining 922 ICT Packages to schools.
iii.b E-Textbook Package			1,087				1,087	1,087	1,087	There is an ongoing delivery for the remaining 913 E-textbook Packages to schools.
2.c.2 No. of ICT packages delivered			2,148	0	36,679	5,077	43,904	313	313	
i. FY 2021 Fund	5,077					5,077	5,077		0	There is an ongoing procurement process
ii. FY 2020 Fund					36,679		36,679		0	There is an ongoing contract implementation
iii. FY 2019 Fund			2,148				2,148	313	313	
iii.a ICT Package			1,061				1,061	139	139	There is an ongoing delivery for the remaining 922 ICT Packages to schools
iii.b E-Textbook Package			1,087				1,087	174	174	There is an ongoing delivery for the remaining 913 e-textbook Packages to schools
3. Number of newly-created teaching positions filled up										
3.a No. of Teaching Items Created										
i. FY 2021 Fund	10,000			6,001	3,999		10,000		0	DepEd requested 9,707 K to 12 teaching items to DBM last March 11, 2021.
i.a K to 10										
i.b Grades 11 to 12										
3.b No. of Teaching Items Filled-up			14,069	0	6,001	3,999	24,069	3,154	3,154	
i. FY 2021 Fund					6,001	3,999	10,000		0	
i.a K to 10										
i.b Grades 11 to 12										

FY 2021 PHYSICAL ACCOMPLISHMENT REPORT
As of March 31, 2021

Department : DEPARTMENT OF EDUCATION
 Agency : Office of the Secretary
 Operating Unit : Central Office
 Organization : 70010100000
 Code (UACS)

Organizational Outcomes/ Performance Indicators	2021 GAA Target	2021 Revised Target	Physical Targets					Physical Accomplishment		Remarks
			1st Quarter	2nd Quarter	3rd Quarter	4th Quarter	Total	1st Quarter	Total	
ii. FY 2020 Fund (Remaining unfilled items)			5,137				5,137	2,969	2,969	As of March 31, 2021, a total of 7,671 teaching items out of the 9,839 K to 12 actual allocation items have been filled-up (77.97%).

FY 2021 PHYSICAL ACCOMPLISHMENT REPORT
As of March 31, 2021

Department : DEPARTMENT OF EDUCATION
Agency : Office of the Secretary
Operating Unit : Central Office
Organization : 70010100000
Code (UACS)

Organizational Outcomes/ Performance Indicators	2021 GAA Target	2021 Revised Target	Physical Targets					Physical Accomplishment		Remarks	
			1st Quarter	2nd Quarter	3rd Quarter	4th Quarter	Total	1st Quarter	Total		
i.a K to 10			3,935					3,935	2,307	2,307	As of March 31, 2021, a total of 5,756 teaching items out of the 7,384 K to 10 created items have been filled-up (77.95%).
i.b Grades 11 to 12			1,202					1,202	662	662	As of March 31, 2021, a total of 1,915 teaching items out of the 2,455 SHS created items have been filled-up (78.00%).
iii. FY 2019 Fund (Remaining unfilled items)			1,710					1,710	166	166	As of March 31, 2021, a total of 8,451 teaching items out of the 9,995 K to 12 actual allocation items have been filled-up (84.55%).
i.a K to 10			942					942	50	50	As of March 31, 2021, a total of 4,338 teaching items out of the 5,230 K to 10 created items have been filled-up (82.94%).
i.b Grades 11 to 12			768					768	116	116	As of March 31, 2021, a total of 4,113 teaching items out of the 4,764 SHS created items have been filled-up (86.32%).
iv. FY 2018 Fund (Remaining unfilled items)			2,657					2,657	12	12	As of March 31, 2021, a total of 78,455 teaching items out of the 81,100 K to 12 created items have been filled-up (96.74%). Non-filling up was due to lack of qualified applicants.
i.a K to 10			2,478					2,478	10	10	As of March 31, 2021, a total of 76,868 teaching items out of the 79,336 K to 10 created items have been filled-up (96.89%).
i.b Grades 11 to 12			179					179	2	2	As of March 31, 2021, a total of 1,587 teaching items out of the 1,764 SHS created items have been filled-up (89.97%).
v. FY 2017 Fund (Remaining unfilled items)			2,346					2,346	6	6	As of March 31, 2021, a total of 51,673 teaching items out of the 54,013 Kto12 total FY 2017 actual allocation items have been filled-up (95.67%).
i.a K to 10			1,206					1,206	1	1	As of March 31, 2021, a total of 22,560 items out of the 23,765 K to 10 created items have been filled-up (94.93%).
i.b Grades 11 to 12			1,140					1,140	5	5	As of March 31, 2021, a total of 29,113 items out of the 30,248 SHS total FY 2017 actual allocation have been filled-up (96.25%).

FY 2021 PHYSICAL ACCOMPLISHMENT REPORT
As of March 31, 2021

Department : DEPARTMENT OF EDUCATION
Agency : Office of the Secretary
Operating Unit : Central Office
Organization : 70010100000
Code (UACS)


Organizational Outcomes/ Performance Indicators	2021 GAA Target	2021 Revised Target	Physical Targets					Physical Accomplishment		Remarks	
			1st Quarter	2nd Quarter	3rd Quarter	4th Quarter	Total	1st Quarter	Total		
vi. FY 2016 Fund (Remaining unfilled items)			2,219					2,219	1	1	As of March 31, 2021, a total of 56,563 items out of the 58,781 Kto12 total FY 2016 actual allocation items have been filled-up (96.23%).
i.a K to 10			981					981	0	0	As of March 31, 2021, a total of 20,951 items out of the 21,932 Kto10 total FY 2016 created items have been filled-up (95.53%).
i.b Grades 11 to 12			1,238					1,238	1	1	As of March 31, 2021, a total of 35,612 SHS items out of the 36,849 total FY 2016 actual allocation has been filled-up (96.64%).
INCLUSIVE EDUCATION PROGRAM											
Outcome Indicators											
1. Percentage of learners enrolled in:											
a. SPED (public)	2.01%						2.01%	2.01%			
	450,000						450,000	450,000			
b. ALIVE (both public and private)	0.76%						0.76%	0.76%			
	170,000						170,000	170,000			
c. IPED (public)	0.58%						0.58%	0.58%			
	129,000						129,000	129,000			
e. ALS	3.08%						3.08%	3.08%			
	690,208						690,208	690,208			
2. Percentage of learners provided with learning resources	100%						100%	100%			
	18,055,126						18,055,126	18,055,126			
Output Indicators											
1. Number of schools offering the following programs:											
a. ALIVE (public and private)	4,418						4,418	4,418			
b. IPED	3,070						3,070	3,070			
c. SPED	17,527						17,527	17,527			
2. Number of public schools provided with learning resources	47,188						47,188	47,188			
SUPPORT TO SCHOOLS AND LEARNERS PROGR											
Outcome Indicators											
1. Retention rate											
a. Elementary	92%						92%	92%			
	(SY 2020-2021)						(SY 2020-2021)	(SY 2020-2021)			


*(w/ combine mono and multigrade)

FY 2021 PHYSICAL ACCOMPLISHMENT REPORT
As of March 31, 2021

Department : DEPARTMENT OF EDUCATION
Agency : Office of the Secretary
Operating Unit : Central Office
Organization : 70010100000
Code (UACS)

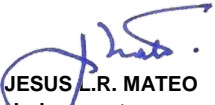
Organizational Outcomes/ Performance Indicators	2021 GAA Target	2021 Revised Target	Physical Targets					Physical Accomplishment		Remarks
			1st Quarter	2nd Quarter	3rd Quarter	4th Quarter	Total	1st Quarter	Total	
b. Secondary (Grade 7 to 12)	79% (SY 2020-2021)				79% (SY 2020-2021)		79% (SY 2020-2021)			
2. Completion Rate										
a. Elementary	90% (SY 2020-2021)				90% (SY 2020-2021)		90% (SY 2020-2021)			
b. Secondary (Grade 7 to 12)	77% (SY 2020-2021)				77% (SY 2020-2021)		77% (SY 2020-2021)			
3. Proportion of learners achieving at least nearly proficient in the National Achievement Test										
a. Elementary (Grade 6)	34% (SY 2020-2021)				34% (SY 2020-2021)		34% (SY 2020-2021)			
b. Junior High School (Grade 10)	52% (SY 2020-2021)				52% (SY 2020-2021)		52% (SY 2020-2021)			
c. Senior High School (Grade 12)	19% (SY 2020-2021)				19% (SY 2020-2021)		19% (SY 2020-2021)			
Output Indicators										
1. Number of learners benefitting from the	3,159,118						3,159,118	3,159,118		
2. Number of Grantees:	2,656,888		0	0	0		2,656,888	2,656,888		
a. Education Service Contracting (ESC)	1,149,975						1,149,975	1,149,975		
b. SHS Voucher	1,417,613						1,417,613	1,417,613		
c. Joint Delivery TVL	89,300						89,300	89,300		
EDUCATION HUMAN RESOURCE DEVELOPMENT PROGRAM										
Outcome Indicators										
1. Increase in percentage of public schools conducting schools learning action cell sessions	5%						5%	5%		
Output Indicators										
1. Number of teachers and teaching-related staff trained	165,389						165,389	165,389		
a. Teachers										
b. Teaching-related staff										

Prepared by:

MARY JANE B. FELICIANO
Chief, FPD-PS
Date:

In coordination with:

MA. BELEN D. DEMONTEVERDE
AO V, OIC-Chief, Budget Division-FS
Date:

Recommending Approval:

ROGER B. MASAPOL
Director IV, Planning Service
Date:

Approved by:

JESUS L.R. MATEO
Undersecretary
Date: