

FY 2022 DEPARTMENT OF EDUCATION BUDGET

The 2022 Education Budget

By law, the biggest share of the National Budget goes to the education sector, which covers funding for the Department of Education (DepEd), Commission on Higher Education (CHED), Technical Education and Skills Development Authority (TESDA), and State Universities and Colleges (SUCs).

For Fiscal Year 2022, DepEd along with its attached agencies received **633.32 Billion** or **80.32%** of the total Education Sector's budget.

Figure 1: FY 2022 Education Sector Budget

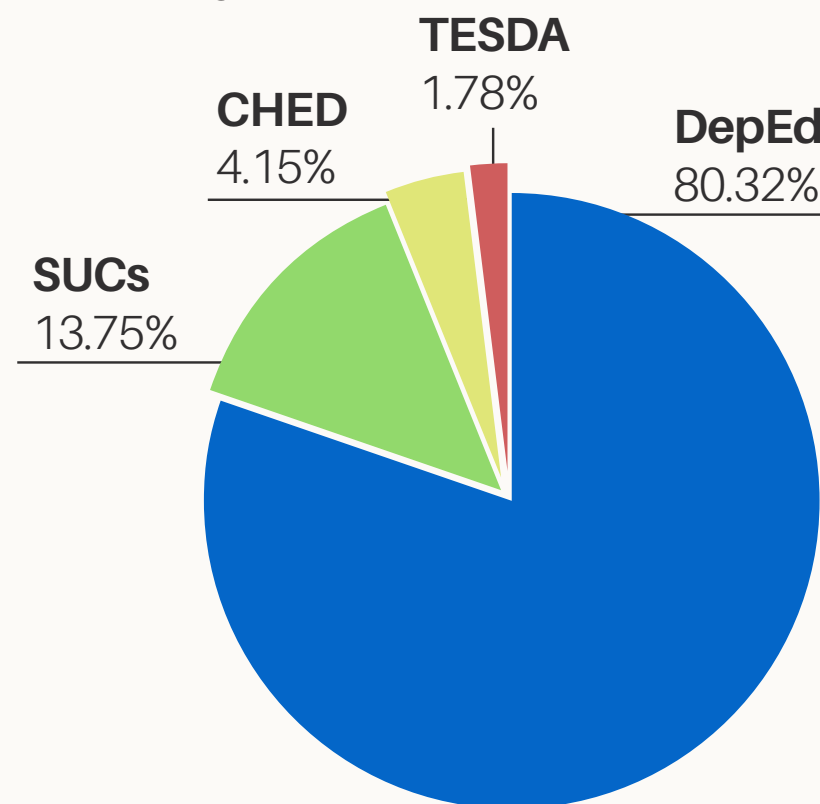





Table 1: Education Sector Budget

	DepEd (With 6 Attached Agencies)	633.32 B	80.32%
	State Universities and Colleges (SUCs)	108.43 B	13.75%
	Commission on Higher Education (CHED)	32.75 B	4.15%
	Technical Education and Skills Development Authority (TESDA)	14.02 B	1.78%
	Total	788.52 B	100%

Source: FY 2022 GAA

FY 2022 DEPARTMENT OF EDUCATION BUDGET



Table 2: DepEd and Attached Agencies

DepEd and Attached Agencies

DepEd - Office of the Secretary	631.77 B
National Museum of the Philippines	698.07 M
National Academy of Sports	343.40 M
Early Childhood Care and Development Council	255.61 M
Philippine High School for the Arts	106.81 M
National Book Development Board	107.55 M
National Council for Children's Television	41.02 M
Total	633.32 B

Source: FY 2022 GAA

FY 2022 DEPARTMENT OF EDUCATION BUDGET

The sustained funding from the national government ensures that education continues despite the COVID-19 pandemic. For 2022, the Department of Education received **631.77 B** or around **12.58%** of the total National Budget of **5.02 T**.

This budget supports all the Department's existing programs, activities and projects while putting special attention to programs that contribute to the implementation of blended learning modalities and the safe and gradual return to face-to-face schooling, such as Flexible Learning Options (FLOs), School Maintenance and Other Operating Expenses (MOOE), Government Assistance and Subsidies (GAS), and the DepEd Computerization Program (DCP).

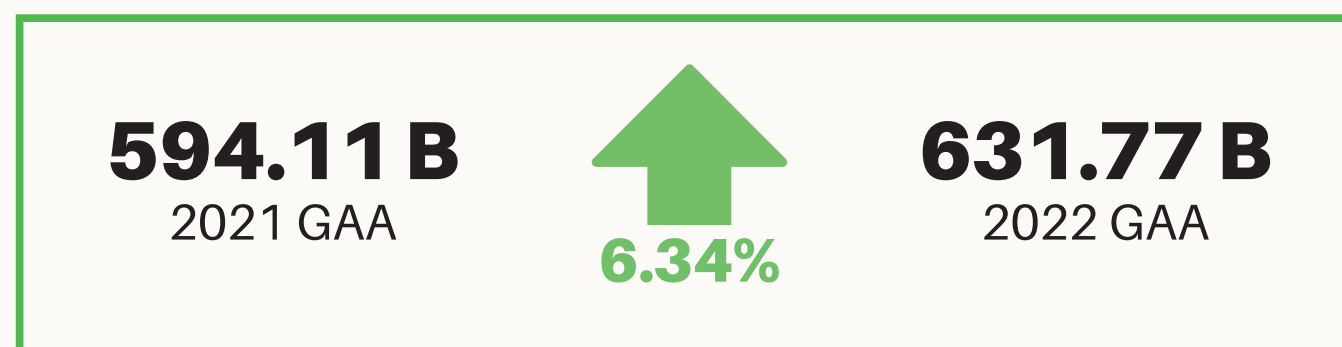
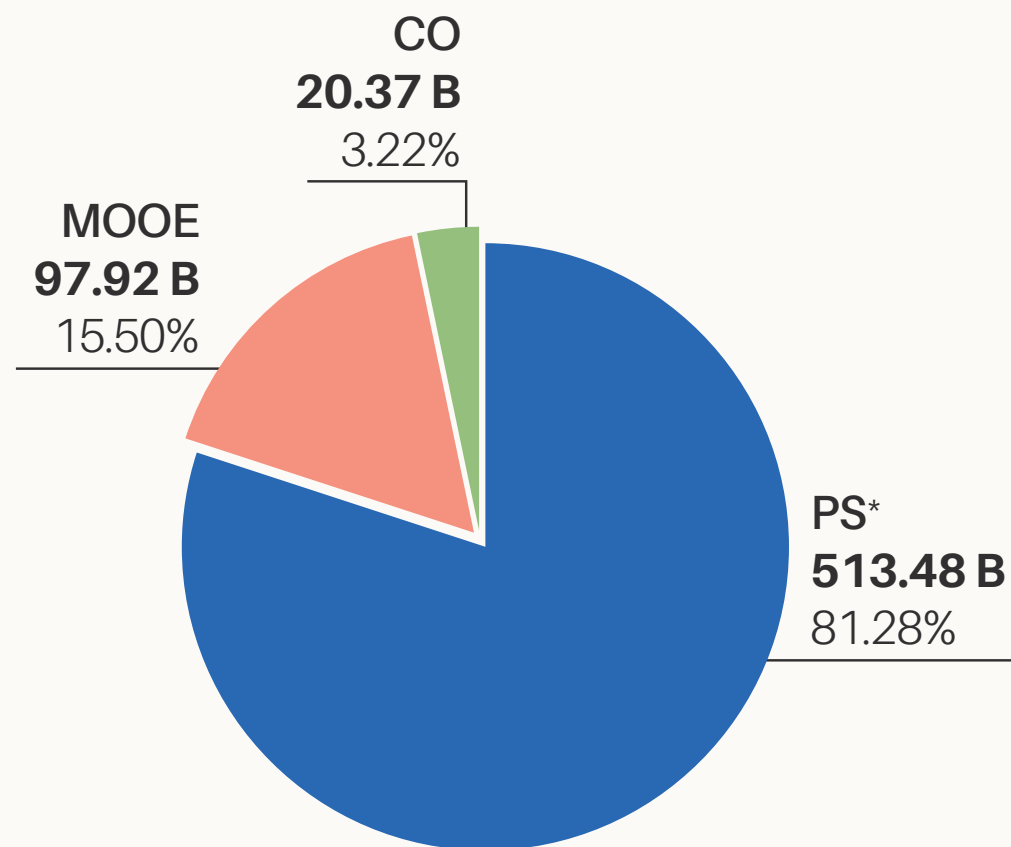


Figure 2: DepEd FY 2022 General Appropriations Act (GAA)



81.28% of the Department's budget, or 513.48 B is allocated to Personnel Services (PS) to cover the payment of salaries and benefits of employees, both teaching and non-teaching positions.

While, 15.50% of the budget or 97.92 B is allocated to Maintenance and Other Operating Expenses (MOOE). The remaining 3.22% of the budget, amounting to 20.37 B, is allocated for Capital Outlay (CO).

*Includes Retirement and Life Insurance Premium (RLIP)

Source: FY 2022 GAA

MAJOR PROGRAMS, ACTIVITIES, AND PROJECTS (PAPs)

The Department's big-ticket programs cover 21.37% of the Department's budget or around **131.57 B**. A considerable portion of this falls under Maintenance and Other Operating Expenses and Capital Outlay.

Table 3: Major PAPs

Operations of Schools (MOOE)	30.03 B
Government and Assistance Subsidies (GAS)	28.37 B
New School Personnel Positions	20.06 B
Flexible Learning Options	15.22 B
DepEd Computerization Program	11.76 B
General Management and Supervision (MOOE)	7.64 B
Basic Education Facilities	5.95 B
School-Based Feeding Program	3.32 B
Learning Tools and Equipment	2.72 B
Quick Response Fund	2.00 B
Human Resource Development	1.90 B
Last Mile Schools Program	1.51 B
Textbooks and Other Instructional Materials	963.26 M
Disaster Preparedness and Response Program	131.35 M
Total	131.57 B

Source: FY 2022 GAA

FY 2022 BUDGET FOR THE BASIC EDUCATION LEARNING CONTINUITY PLAN (BE-LCP) *

To help respond to basic education challenges brought about by COVID-19, DepEd developed the BE-LCP. The Department has allocated **100.66 B** to the BE-LCP to prioritize the health and safety of learners, teaching and non-teaching personnel, and ensure education continuity.

Aside from the provision of learning resources and necessary items and equipment to comply with minimum health standards, the BE-LCP also includes key programs such as School-Based Feeding, Basic Education Facilities, and the Senior High School Vouchers among others.

Table 4: BE-LCP

1. For Learning Resources and Compliance with the Minimum Health Standards

Operations of Schools (MOOE)	30.03 B
Flexible Learning Options (Self Learning Modules, DepEd TV, DepEd Radio, Online Learning)	15.22 B
General Management and Supervision (MOOE)	4.23 B
Textbooks and Other Instructional Materials	963.26 M
Subtotal	50.44 B

2. For Capacity Building and Digitization of Learning Modalities

DepEd Computerization Program	11.74 B
Human Resource Development for Personnel in Schools and Learning Centers	1.88 B
Subtotal	13.62 B

3. PAPs for Regular Implementation Under BE-LCP

GAS - Senior High School Voucher Program	16.53 B
GAS - Education Service Contracting Program for Private Junior High School	10.67 B
Basic Education Facilities	5.95 B
School-Based Feeding Program	3.32 B
Disaster Preparedness and Response Program	124.89 M
Subtotal	36.59 B
TOTAL	100.66 B

*figures may vary from the Table 3: Major PAPs as the allotted amount reflected in this table is for the implementation of the BE-LCP

Source: FY 2022 GAA

COMPENSATION AND PROFESSIONAL DEVELOPMENT FOR PERSONNEL

To acknowledge the efforts of its teaching and non-teaching personnel, the Department has allocated **479.26 B** for their compensation and various benefits, allowances, incentives, and professional development.

Table 5: Compensation and Professional Development for Personnel

A. Compensation and Benefits

Permanent Positions (Basic Salary, Total Permanent Positions, Creation of New Positions, Reclassification of Positions)	345.51 B
Mid-Year Bonus	28.19 B
Year-End Bonus	28.19 B
Personnel Economic Relief Allowance (PERA)	22.66 B
Lump-sum for filling of Positions	13.77 B
Other Benefits (PAG-IBIG, PhilHealth, Employees Compensation Insurance Premiums, Loyalty Award, Terminal Leave)	9.34 B
Clothing and Uniform Allowance	5.67 B
Non-Permanent Positions	4.85 B
Productivity Enhancement Incentive	4.72 B
Cash Gift	4.72 B
Cash Allowance for Teachers (MOOE)	4.44 B
Special Hardship Allowance	2.34 B
World Teachers' Day Incentive Benefit	925.18 M
Step Increment	845.70 M
Magna Carta for Public Health Workers	605.40 M
Honoraria for Teaching Overload	414.19 M
Representation Allowance	73.28 M
Transportation Allowance	70.69 M
Subtotal	477.33 B

B. Professional Development for Personnel

Human Resource Development for Personnel in Schools and LC (MOOE)	1.82 B
Organizational and Professional Development for Non-School/Learning Centers (LC) (MOOE)	107.43 M
Subtotal	1.93 B
TOTAL	479.26 B

Source: FY 2022 GAA

OTHER BENEFITS AND ALLOWANCES OF PERSONNEL

Table 6: Other Benefits and Allowances

Personnel Economic Relief Allowances (PERA)	P2,000/month
Mid-Year Bonus (13th month pay)	One (1) month basic pay of the employee
Year-End Bonus (14th month pay)	One (1) month basic pay of the employee
Special Hardship Allowance	25% of monthly salary for a period of ten (10) months for every fiscal year for qualified personnel
Honoraria for Teaching Overload	Maximum of 25% of the annual basic salary
Cash Allowance for Teachers	Maximum of P5,000/school year for eligible classroom teacher
Representation Allowance and Transportation Allowance	From P5,000 to P14,000 each personnel depending on positions/eligibility
Step Increment Due to Length of Service	Depending on the salary grade table
Cash Gift	P5,000 (Subject to conditions set by DBM issuance)
Productivity Enhancement Incentive	P5,000/year
Loyalty Cash Incentive	P1,000 for every year of service of the qualified employee
Transportation Allowance for Alternative Learning System (ALS) Teachers	P3,200/month
Teaching Aid Allowance for ALS Teachers	P5,000/year
Step Increment for Specializing in Teaching Science and/or Mathematics	One-time three (3) salary step increments depending on the salary grade of the teacher
World Teachers' Day Incentive Benefit Bonus	P1,000/teacher
Performance Based Bonus (PBB)	A percentage of salary based on performance ranking if DepEd is eligible for PBB

Source: Bureau of Human Resource and Organizational Development (BHROD)