

DATA BITS

Number of Schools SY 2021-2022

Based on LIS, generated as of January 15, 2022

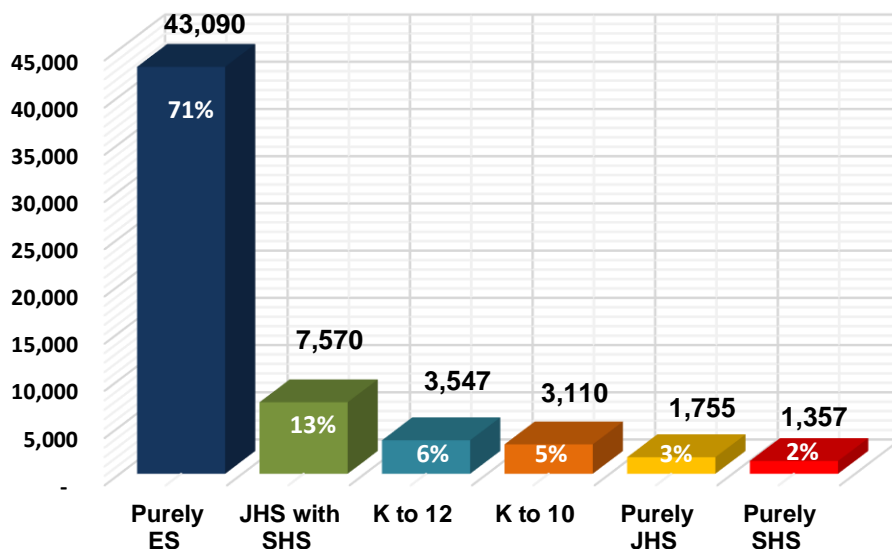


The Department of Education has made significant efforts to continually increase the number of schools to cater learners of all ages from Kindergarten to Grade 12. This presents the number of schools from SY 2016-2017 to SY 2021-2022 in the basic education sector.

Total Number of Schools per Curricular Offering Classification

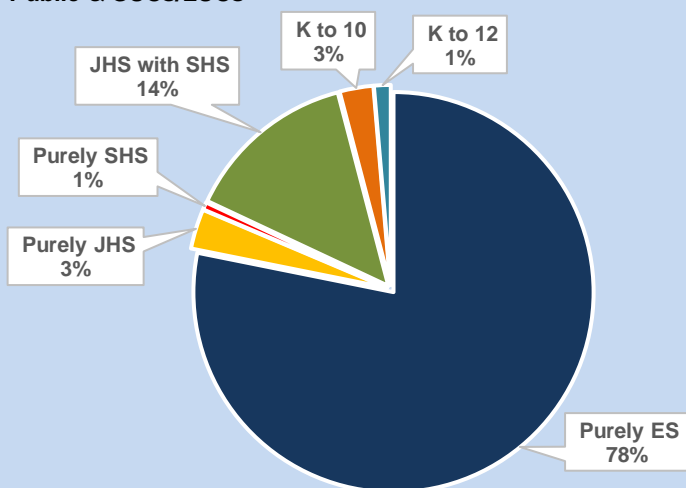
There are **60,429** schools that provide basic education to learners, including Philippine Schools Overseas (PSOs).

There are 43,090 (71%) schools that offer purely Elementary (K to 6) education, which constitutes majority of schools offering basic education. Meanwhile, there are only 1,357 (2%) schools that offer purely Senior High School education.

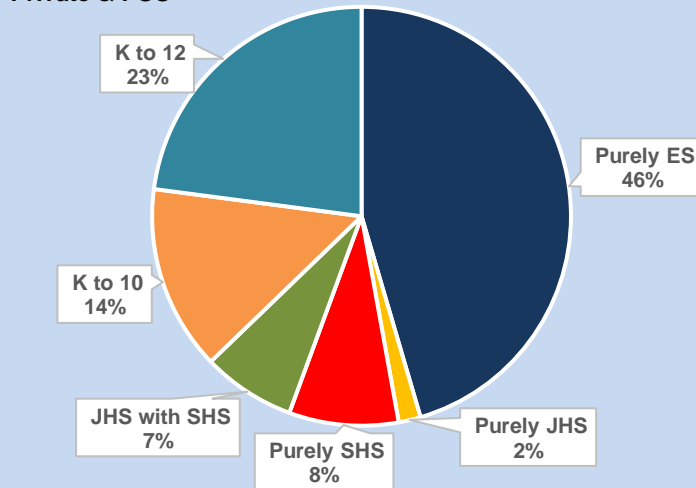


Distribution of Schools per Curricular Offering and Sector

Public & SUCs/LUCs



Private & PSO



Based on the data above, 78% of Public Schools and State and Local Universities and Colleges (SUCs/LUCs) offering basic education are offering purely elementary education, whereas 1% only offer purely Senior High School education as well as all offerings (K to 12).

From the data presented above, 46% of Private Schools and PSOs offering basic education are offering purely elementary education, whereas 2% only offer purely Junior High School education.

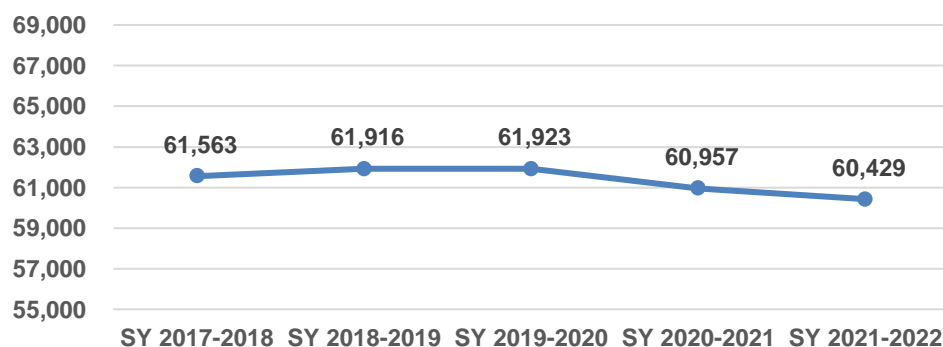


Regional Breakdown of Schools by Curricular Offering Classification, SY 2021-2022

Region	Purely ES	Purely JHS	Purely SHS	JHS with SHS	K to 10	K to 12	Sub-Total
Region I	2,471	21	45	495	117	260	3,409
Region II	2,259	25	24	331	141	142	2,922
Region III	3,429	130	187	588	395	466	5,195
Region IV-A	3,794	318	293	534	578	628	6,145
Region IV-B	2,045	200	25	318	33	53	2,674
Region V	3,356	55	105	707	67	150	4,440
Region VI	3,836	60	54	665	251	201	5,067
Region VII	3,137	109	62	796	249	290	4,643
Region VIII	3,701	115	38	465	88	64	4,471
Region IX	2,225	66	47	387	43	63	2,831
Region X	2,161	49	60	377	270	184	3,101
Region XI	1,803	103	53	403	182	155	2,699
Region XII	1,697	120	38	353	150	167	2,525
CARAGA	1,761	41	24	385	75	75	2,361
BARMM	2,377	164	17	272	36	56	2,922
CAR	1,574	84	20	270	76	61	2,085
NCR	1,464	95	265	224	352	507	2,907
PSO	0	0	0	0	7	25	32
Grand Total	43,090	1,755	1,357	7,570	3,110	3,547	60,429

Based on the table above, Region IV-A recorded the highest number of schools offering basic education, with a total of 6,145 schools. CAR recorded the lowest, with 2,085 schools.

Historical Data of Schools by Curricular Offering Classification from SY 2017-2018 to SY 2021-2022



With 61,923 schools, SY 2019-2020 logged the highest number of schools offering basic education. SY 2021-2022 logged the lowest, with 60,429 schools.

The number of schools increased from SY 2017-2018 to SY 2019-2020. However, some public schools were converted to Integrated schools, and some private schools closed due to the COVID-19 pandemic, which led to the decrease in the number of schools from SY 2020-2021 to SY 2021-2022.

School Year	ES	JHS	SHS	JHS w/ SHS	K-10	K-12
SY 2017-2018	45,490	2,158	1,351	6,907	2,588	3,069
SY 2018-2019	45,410	1,973	1,406	7,169	2,701	3,257
SY 2019-2020	44,916	1,824	1,420	7,400	2,969	3,394
SY 2020-2021	43,765	1,787	1,403	7,490	3,065	3,447
SY 2021-2022	43,090	1,755	1,357	7,570	3,110	3,547

Despite the COVID-19 pandemic situation, the Department of Education remains committed to its mandate to provide access to quality basic education and equal learning opportunities to learners of all ages through establishment of schools in order to provide a conducive learning environment for learners and to address issues that they encounter when accessing education.



The data provided in this issue shows that education carries on despite the current pandemic situation. With this, the Department strives to implement measures that will continually address the need for establishing schools and preparing them for the upcoming face-to-face classes.

