



CONSOLIDATED STATEMENT OF APPROVED BUDGET, UTILIZATIONS, DISBURSEMENTS AND BALANCES
 Regions I-XIII/CAR/NCR/BTC/BLR/NEAP
 As of the 3rd Quarter Ending September 30, 2022

Department: Department of Education
 Agency: DEPARTMENT OF EDUCATION
 Operating Unit: Regions I-XIII/CAR/NCR/BTC/BLR/NEAP
 Organization Code: 70010100000
 Funding Source Code (as clustered): 06 Business Related Funds

Particulars	UACS CODE	Approved Budget			Utilizations					Disbursements					Balances		
		Approved Budget Revenue	Adjustments (Transfer To/From, Realignment)	Adjusted Budget Revenue	First Quarter Ending March 31	Second Quarter Ending June 30	Third Quarter Ending Sept. 30	Fourth Quarter Ending Dec. 31	Total	First Quarter Ending March 31	Second Quarter Ending June 30	Third Quarter Ending Sept. 30	Fourth Quarter Ending Dec. 31	Total	Unutilized Budget	Unpaid Utilizations (10-15)=(17+18)	
1	2	3	4	5=[3+(-)4]	6	7	8	9	10=(6+7+8+9)	11	12	13	14	15=(11+12+13+14)	16=(5-10)	17	18
I. Agency Approved Budget																	
<i>General Administrative and Support</i>																	
General Management and Supervision		254,638,890.08	14,440,699.48	269,079,589.56	42,943,367.63	45,387,398.60	49,400,180.44	-	137,730,946.67	32,483,767.97	49,089,398.73	50,501,360.11	-	132,074,526.81	131,348,642.89	4,018,804.96	1,637,614.90
PS		-	-	-	-	-	-	-	-	-	-	-	-	-	-	-	-
MOOE		215,314,276.58	13,270,694.48	228,584,971.06	41,992,032.63	44,461,098.60	49,400,180.44	-	135,853,311.67	32,015,627.97	48,052,891.59	50,501,360.11	-	130,569,879.67	92,731,659.39	3,645,817.10	1,637,614.90
Fin. Exp.		-	-	-	-	-	-	-	-	-	-	-	-	-	-	-	-
CO		39,324,613.50	1,170,005.00	40,494,618.50	951,335.00	926,300.00	-	-	1,877,635.00	468,140.00	1,036,507.14	-	-	1,504,647.14	38,616,983.50	372,987.86	-
<i>Support to Operations</i>																	
PS		-	-	-	-	-	-	-	-	-	-	-	-	-	-	-	-
MOOE		-	-	-	-	-	-	-	-	-	-	-	-	-	-	-	-
Fin. Exp.		-	-	-	-	-	-	-	-	-	-	-	-	-	-	-	-
CO		-	-	-	-	-	-	-	-	-	-	-	-	-	-	-	-
GRAND TOTAL		254,638,890.08	14,440,699.48	269,079,589.56	42,943,367.63	45,387,398.60	49,400,180.44	-	137,730,946.67	32,483,767.97	49,089,398.73	50,501,360.11	-	132,074,526.81	131,348,642.89	4,018,804.96	1,637,614.90
PS		-	-	-	-	-	-	-	-	-	-	-	-	-	-	-	-
MOOE		215,314,276.58	13,270,694.48	228,584,971.06	41,992,032.63	44,461,098.60	49,400,180.44	-	135,853,311.67	32,015,627.97	48,052,891.59	50,501,360.11	-	130,569,879.67	92,731,659.39	3,645,817.10	1,637,614.90
Fin. Exp.		-	-	-	-	-	-	-	-	-	-	-	-	-	-	-	-
CO		39,324,613.50	1,170,005.00	40,494,618.50	951,335.00	926,300.00	-	-	1,877,635.00	468,140.00	1,036,507.14	-	-	1,504,647.14	38,616,983.50	372,987.86	-

Consolidated by: 
NIDA A. SARANDI
 Administrative Assistant III

Checked by: 
NELIZA G. ADVINCULA
 Accountant III

Certified Correct: 
MA. BELEN D. DEMONTE-VERDE
 Supervising Administrative Officer
 Officer-In-Charge, Budget Division

Certified Correct: 
MA. RHUNNA L. CATALAN
 Chief Accountant

Approved by: 
CHOLITA F. TIONG
 Chief Administrative Officer
 OIC - Office of the Director IV
 Finance Service

CONSOLIDATED SUMMARY OF APPROVED OF BUDGET, UTILIZATIONS, DISBURSEMENTS AND BALANCES BY OBJECT OF EXPENDITURES
 Regions I-XIII/CAR/NCR/BTC/ECOTECH/ANC/BLR/NEAP
 As of the 3rd Quarter Ending September 30, 2022

Department: Department of Education
 Agency: DEPARTMENT OF EDUCATION
 Operating Unit: Regions I-XIII/CAR/NCR/BTC/ECOTECH/ANC/BLR/NEAP
 Organization Code: 70010100000
 Fund Cluster: 06 Business Related Funds

PARTICULARS	UACS Code	Approved Budget			Utilizations					Disbursements					Balances		
		Approved Budgeted Revenue	Adjustments (Additions, Reductions, Realignment)	Adjusted Budgeted Revenue	1st Quarter Ending March 31	2nd Quarter Ending June 30	3rd Quarter Ending Sept. 30	4th Quarter Ending Dec. 31	Total	1st Quarter Ending March 31	2nd Quarter Ending June 30	3rd Quarter Ending Sept. 30	4th Quarter Ending Dec. 31	Total	Unutilized Budget	Unpaid Utilizations	
																Due and Demandable/Accounts Payable	Obligations Not Yet Due and Demandable
1	2	3	4	5=[3+(-)4]	6	7	8	9	10=(6+7+8+9)	11	12	13	14	15=(11+12+13+14)	16=(5-10)	17	18
Maintenance & Other Operating Expenses		215,314,277	13,270,694	228,584,971	41,992,033	44,461,099	49,400,180	-	135,853,312	32,015,628	48,052,892	50,501,360	-	130,569,880	92,731,659	3,645,817	1,637,615
Traveling Expenses																	
Traveling Expenses - Local	5020101000	802,034	38,841	840,875	1,800	42,280	62,216	-	106,296	1,800	41,955	62,216	-	105,971	734,580	325	-
Training and Scholarship Expenses																	
Training Expenses	5020201000	2,175,507	496,580	2,672,087	87,847	501,750	74,692	-	664,289	87,847	501,750	74,692	-	664,289	2,007,798	-	-
Supplies and Materials Expenses																	
Office Supplies Expenses	5020301000	3,778,968	546,887	4,325,855	528,707	468,833	729,610	-	1,727,150	528,707	275,919	900,434	-	1,705,060	2,598,704	22,090	-
Accountable Forms Expenses	5020302000	96,900	-	96,900	-	8,400	20,000	-	28,400	-	8,400	20,000	-	28,400	68,500	-	-
Food Supplies Expenses	5020305000	11,561,922	1,782,858	13,344,780	1,145,407	1,954,529	1,274,092	-	4,374,028	787,755	1,054,925	1,561,260	-	3,403,940	8,970,752	970,088	-
Drugs and Medicines Expenses	5020307000	61,082	10,515	71,597	-	-	11,127	-	11,127	-	-	3,066	-	3,066	60,471	8,061	-
Medical, Dental and Laboratory Supplies	5020308000	54,436	11,500	65,936	42,829	14,333	8,774	-	65,936	31,329	14,333	8,774	-	54,436	-	11,500	-
Fuel, Oil and Lubricants Expenses	5020309000	630,024	201,350	831,375	177,334	268,164	371,976	-	817,475	153,937	271,068	273,651	-	698,656	13,900	118,818	-
Agricultural and Marine Supplies Expenses	5020310000	9,270	200,487	209,757	9,270	-	159,210	-	168,480	9,270	-	8,180	-	17,450	41,277	151,030	-
Semi-Expendable Machinery and Equipment	5020321000	5,038,551	263,120	5,301,671	146,037	271,670	4,504,958	-	4,922,664	146,037	255,675	3,962,211	-	4,363,923	379,007	557,885	857
Semi-Expendable Furniture, Fixtures and Equipment	5020322000	1,157,371	122,773	1,280,145	200,444	287,423	592,278	-	1,080,145	200,444	287,423	532,278	-	1,020,145	200,000	60,000	-
Other Supplies and Materials Expenses	5020399000	46,917,658	71,508	46,989,166	7,037,654	10,598,592	15,767,519	-	33,403,764	6,147,793	10,220,245	15,870,276	-	32,238,314	13,585,402	9,789	1,155,662
Utility Expenses																	
Water Expenses	5020401000	2,684,330	320,548	3,004,878	357,304	798,825	449,956	-	1,606,085	357,304	694,881	545,993	-	1,598,178	1,398,793	407	7,500
Electricity Expenses	5020402000	14,544,984	2,606,089	17,151,073	3,263,740	4,893,418	5,805,205	-	13,962,363	3,210,647	4,721,114	5,838,464	-	13,770,225	3,188,710	192,138	-
Communication Expenses																	
Postage and Courier Services	5020501000	5,500	-	5,500	-	-	-	-	-	-	-	-	-	-	5,500	-	-
Telephone Expenses	5020502000	709,825	68,627	778,452	152,757	304,155	(37,055)	-	419,856	151,708	304,155	(38,104)	-	417,759	358,596	2,098	-
Internet Subscription Expenses	5020503000	1,827,531	410,244	2,237,775	447,299	948,296	484,555	-	1,880,150	431,336	824,686	491,741	-	1,747,764	357,625	12,406	119,980
Cable, Satellite, Telegraph, and Radio Exp	5020504000	65,292	1,497	66,789	17,253	9,219	10,087	-	36,559	16,154	7,988	10,087	-	34,229	30,230	2,330	-
Awards/Rewards and Prizes																	
Awards/Rewards Expenses	5020601000	1,500	-	1,500	1,500	-	-	-	1,500	1,500	-	-	-	1,500	-	-	-
Professional Services																	
Legal Services	5021101000	-	300	300	-	-	300	-	300	-	-	300	-	300	-	-	-
Consultancy Services	5021103000	301,000	-	301,000	70,000	84,000	147,000	-	301,000	70,000	84,000	147,000	-	301,000	-	-	-
Other Professional Services	5021199000	17,862,733	(162,349)	17,700,384	3,964,051	4,811,996	5,396,389	-	14,172,436	3,325,513	5,018,687	5,828,237	-	14,172,436	3,527,947	-	-
General Services																	
Environment/Sanitary Services	5021201000	333,546	-	333,546	32,738	131,100	149,117	-	312,954	3,188	158,721	151,045	-	312,954	20,592	-	-
Janitorial Services	5021202000	5,823,536	316,464	6,140,000	746,224	881,304	648,588	-	2,276,116	746,224	881,304	648,588	-	2,276,116	3,863,884	-	-
Security Services	5021203000	3,886,714	2,190,909	6,077,623	1,782,382	1,799,193	1,218,448	-	4,800,022	1,143,551	1,448,592	1,622,109	-	4,214,252	1,277,601	297,854	287,916
Other General Services	5021299000	60,165,599	1,505,111	61,670,710	5,494,371	5,416,780	5,706,151	-	16,617,301	4,140,747	5,693,742	6,459,445	-	16,293,934	45,053,408	323,367	-
Repairs and Maintenance																	
Repairs and Maintenance-Buildings and Other	5021304000	8,981,538	1,123,108	10,104,646	11,849,078	1,102,616	(4,240,280)	-	8,711,414	6,227,652	6,232,109	(4,388,169)	-	8,071,591	1,393,232	639,823	-
Repairs and Maintenance-Machinery and Equipment	5021305000	706,310	267,200	973,510	269,700	5,060	270,125	-	544,885	43,900	100,260	325,325	-	469,485	428,625	9,700	65,700
Repairs and Maintenance-Other Machinery	5021321099	6,450	-	6,450	-	-	6,450	-	6,450	-	-	-	-	-	-	6,450	-


CONSOLIDATED SUMMARY OF APPROVED OF BUDGET, UTILIZATIONS, DISBURSEMENTS AND BALANCES BY OBJECT OF EXPENDITURES
Regions I-XIII/CAR/NCR/BTC/ECOTECH/ANC/BLR/NEAP
As of the 3rd Quarter Ending September 30, 2022

Department: Department of Education
 Agency: DEPARTMENT OF EDUCATION
 Operating Unit: Regions I-XIII/CAR/NCR/BTC/ECOTECH/ANC/BLR/NEAP
 Organization Code: 70010100000
 Fund Cluster: 06 Business Related Funds

PARTICULARS	UACS Code	Approved Budget			Utilizations					Disbursements				Balances			
		Approved Budgeted Revenue	Adjustments (Additions, Reductions, Realignment)	Adjusted Budgeted Revenue	1st Quarter Ending March 31	2nd Quarter Ending June 30	3rd Quarter Ending Sept. 30	4th Quarter Ending Dec. 31	Total	1st Quarter Ending March 31	2nd Quarter Ending June 30	3rd Quarter Ending Sept. 30	4th Quarter Ending Dec. 31	Total	Unutilized Budget	Unpaid Utilizations	
																Due and Demandable/Accounts Payable	Obligations Not Yet Due and Demandable
1	2	3	4	5=(3+(-)4)	6	7	8	9	10=(6+7+8+9)	11	12	13	14	15=(11+12+13+14)	16=(5-10)	17	18
Repairs and Maintenance -Transportation	5021306000	1,239,821	219,163	1,458,984	440,839	297,896	504,711	-	1,243,446	390,503	348,232	474,398	-	1,213,133	215,538	30,313	-
Repairs and Maintenance - Furniture and F	5021307000	189,445	-	189,445	-	61,500	17,945	-	79,445	-	61,500	17,945	-	79,445	110,000	-	-
Repairs and Maintenance-Semi-Expendabl	5021321000	206,900	20,000	226,900	-	5,500	1,900	-	7,400	-	5,500	1,900	-	7,400	219,500	-	-
Repairs and Maintenance-Semi-Expendabl	5021322000	216,940	-	216,940	-	-	16,940	-	16,940	-	-	16,940	-	16,940	200,000	-	-
Repairs and Maintenance - Other Propety,	5021399000	11,000	-	11,000	15,151	125,712	(140,863)	-	-	15,151	125,712	(140,863)	-	-	11,000	-	-
Taxes, Insurance Premiums and Other Fees																	
Taxes, Duties and Licenses	5021501000	98,952	14,158	113,110	-	41,025	62,085	-	103,110	-	41,025	62,085	-	103,110	10,000	-	-
Fidelity Bond Premiums	5021502000	78,950	-	78,950	4,275	73,050	-	-	77,325	4,275	73,050	-	-	77,325	1,625	-	-
Insurance Expenses	5021503000	852,590	50,000	902,590	171,188	512,266	182,690	-	866,143	171,188	512,266	182,690	-	866,143	36,447	-	-
Labor and Wages																	
Labor and Wages	5021601000	761,220	137,200	898,420	157,589	223,603	253,531	-	634,723	91,080	290,112	253,531	-	634,723	263,698	-	-
Other Maintenance and Operating Expenses																	
Printing and Publication Expenses	5029902000	50,000	-	50,000	-	20,094	20,000	-	40,094	-	20,094	20,000	-	40,094	9,906	-	-
Transportation and Delivery Expenses	5029904000	198,003	20,086	218,089	5,700	14,108	33,281	-	53,089	5,700	14,108	15,281	-	35,089	165,000	18,000	-
Rent Lease Expenses	5029905000	54,000	-	54,000	-	-	54,000	-	54,000	-	-	54,000	-	54,000	-	-	-
Membership Dues and Contributions to Or	5029906000	4,200	-	4,200	-	-	-	-	-	-	-	-	-	-	4,200	-	-
Subscription Expenses	5029907000	2,417	-	2,417	2,417	-	-	-	2,417	2,417	-	-	-	2,417	-	-	-
Bank Transaction Fee	5029922000	506	5,000	5,506	-	1,473	53	-	1,526	-	1,473	53	-	1,526	3,980	-	-
Other Maintenance and Operating Expens	5029999000	21,159,219	410,919	21,570,138	3,369,150	7,482,936	8,802,420	-	19,654,507	3,370,972	7,457,886	8,624,300	-	19,453,159	1,915,632	201,348	-
Capital Outlays																	
Buildings and Others Structures																	
Buildings	5060404001	36,285,775	-	36,285,775	-	-	-	-	-	-	-	-	-	-	36,285,775	-	-
Machinery and Equipment																	
Office Equipment	5060405002	485,384	-	485,384	-	-	-	-	-	-	-	-	-	-	485,384	-	-
ICT Equipment	5060405003	1,077,265	-	1,077,265	129,065	85,000	-	-	214,065	129,065	85,000	-	-	214,065	863,200	-	-
Property, Plant and Equipment																	
Other Machinery and Equipment	5060405099	916,000	542,500	1,458,500	513,575	337,300	-	-	850,875	218,575	295,000	-	-	513,575	607,625	337,300	-
Furniture, Fixtures and Books																	
Furniture and Fixtures	5060407001	458,190	(64,690)	393,500	18,500	-	-	-	18,500	18,500	-	-	-	18,500	375,000	-	-
Other Property, Plant and Equipment																	
Other Property, Plant and Equipment	5060409099	102,000	692,195	794,195	290,195	504,000	-	-	794,195	102,000	656,507	-	-	758,507	-	35,688	-
GRAND TOTAL		254,638,890	14,440,699	269,079,590	42,943,368	45,387,399	49,400,180	-	137,730,947	32,483,768	49,089,399	50,501,360	-	132,074,527	131,348,643	4,018,805	1,637,615


 NIDA A. SARANDI
 Administrative Assistant III


 NELIZA G. ADVINCULA
 Accountant III


 MA. BELEN D. DEMONTEVERDE
 Supervising Administrative Officer
 Officer-In-Charge, Budget Division


 MA. RHUNNA L. CATALAN
 Chief Accountant


 CHOLITA F. TIONG
 Chief Administrative Officer
 OIC - Office of the Director IV
 Finance Service