

QUARTERLY REPORT OF REVENUE AND OTHER RECEIPTS

As at the Quarter Ending September 30, 2022

Department: DEPARTMENT OF EDUCATION  
 Agency:  
 Operating Unit: Regions I to XIII, CAR, NCR, Central Office, BTC, and BLR  
 Organization Code: 70010100000  
 Fund Cluster 01 - REGULAR AGENCY FUND

Classification/Sources of Revenue and Other Receipts	UACS Code	REVENUE TARGET (Annual) per BESF)	Actual Revenue And Other Receipts Collections					Cumulative Remittance/Deposits To Date			Variance		Remarks
			1st Quarter	2nd Quarter	3rd Quarter	4th Quarter	TOTAL	Remittance to BTr	Deposited with AGDB	Total	Amount	%	
1	2	3	4	5	6	7	8=(4+5+6+7)	9	10	11=(9+10)	12=(8-3)	13 = (12/3)	14
<b>A. Regular Agency Fund (Fund Cluster Code 01)</b>													
A.1. Revenue Collections		160,496,000.00	5,833,409.79	31,937,629.74	27,155,485.98	-	64,926,525.51	41,338,498.75	16,378,251.00	57,716,749.75	(95,569,474.49)	-59.5%	
A.1.1 Cash Revenue		160,496,000.00	4,963,313.41	25,614,374.04	16,832,665.59	-	47,410,353.04	33,600,353.98	13,409,974.29	47,010,328.27	(113,085,646.96)	-70.5%	
Non-Tax		160,496,000.00	4,963,313.41	25,614,374.04	16,832,665.59	-	47,410,353.04	33,600,353.98	13,409,974.29	47,010,328.27	(113,085,646.96)	-70.5%	-
Service Income		40,940,000.00	2,749,924.05	12,838,554.53	2,514,916.48	-	18,103,395.06	12,559,696.73	5,552,398.33	18,112,095.06	(22,836,604.94)	-55.8%	-
Documentary Stamp Tax	4010401000	-	-	-	-	-	-	10,200.00	-	10,200.00	-	0.0%	-
Permit Fees	4020101000	2,391,000.00	402,460.00	305,815.00	375,405.62	-	1,083,680.62	858,980.62	224,700.00	1,083,680.62	(1,307,319.38)	-54.7%	-
Registration Fees	4020102000	54,000.00	13,000.00	2,214,950.00	72,850.00	-	2,300,800.00	1,961,450.00	339,350.00	2,300,800.00	2,246,800.00	4160.7%	-
Clearance and Certification Fees	4020104000	21,000.00	7,340.00	7,746.35	9,825.00	-	24,911.35	17,031.35	6,380.00	23,411.35	3,911.35	18.6%	-
Legal Fees	4020109000	48,000.00	72,243.00	197,172.95	40,278.90	-	309,694.85	309,694.85	100.00	309,694.85	261,694.85	545.2%	-
Inspection Fees	4020110000	3,651,000.00	859,050.00	653,485.00	1,110,360.00	-	2,622,895.00	2,612,895.00	10,000.00	2,622,895.00	(1,028,105.00)	-28.2%	-
Processing Fees	4020113000	3,000.00	-	-	-	-	-	-	-	-	(3,000.00)	-100.0%	-
Fines and Penalties-Service Income	4020114000	21,810,000.00	-	3,124,836.91	71,028.86	-	3,195,865.77	295,976.35	2,899,889.42	3,195,865.77	(18,614,134.23)	-85.3%	-
Other Service Income	4020199000	12,962,000.00	1,395,831.05	6,334,548.32	835,168.10	-	8,565,547.47	6,493,568.56	2,071,978.91	8,565,547.47	(4,396,452.53)	-33.9%	-
Business Income		38,196,000.00	513,703.58	3,415,145.63	3,964,457.54	-	7,893,306.75	3,460,381.14	4,403,161.63	7,863,542.77	(30,302,693.25)	-79.3%	-
School Fees	4020201000	28,000.00	124.46	8,378.54	62,648.06	-	71,151.06	71,151.06	-	71,151.06	43,151.06	154.1%	-
Affiliation Fees	4020202000	57,000.00	27,000.00	28,500.00	20,000.00	-	75,500.00	75,500.00	-	75,500.00	18,500.00	32.5%	-
Examination Fees	4020203000	58,000.00	-	145,250.00	-	-	145,250.00	-	145,250.00	145,250.00	87,250.00	150.4%	-
Seminar/Training Fees	4020204000	3,263,000.00	120,000.00	1,187,600.00	2,712,750.00	-	4,020,350.00	120,000.00	3,870,600.00	3,990,600.00	757,350.00	23.2%	-
Rent/Lease Income	4020205000	2,959,000.00	10,000.00	1,299,200.16	995,510.07	-	2,304,710.23	2,277,710.23	27,000.00	2,304,710.23	(654,289.77)	-22.1%	-
Interest Income	4020221000	1,148,000.00	150,852.49	285,501.82	162,360.78	-	598,715.09	269,806.60	328,894.51	598,701.11	(549,284.91)	-47.8%	-
Fines and Penalties-Business Income	4020223000	28,548,000.00	-	-	-	-	-	-	-	-	(28,548,000.00)	-100.0%	-
Other Business Income	4020299000	2,135,000.00	205,726.63	460,715.11	11,188.63	-	677,630.37	646,213.25	31,417.12	677,630.37	(1,457,369.63)	-68.3%	-
Shares, Grants and Donations		-	-	1,431,698.37	-	-	1,431,698.37	2,000.00	1,429,698.37	1,431,698.37	1,431,698.37	0.0%	-
Donations in Cash	4040201000	-	-	1,251,698.37	-	-	1,251,698.37	2,000.00	1,249,698.37	1,251,698.37	1,251,698.37	0.0%	-
Grants in Cash	4040301000	-	-	180,000.00	-	-	180,000.00	-	180,000.00	180,000.00	180,000.00	0.0%	-
Gains		-	417,407.47	341,431.38	626,429.70	-	1,385,268.55	1,385,268.55	-	1,385,268.55	1,385,268.55	0.0%	-
Gain on Sale of Unserviceable Property	4050113000	-	20,570.31	55,041.00	23,855.00	-	99,466.31	99,466.31	-	99,466.31	99,466.31	0.0%	-
Other Gains	4050199000	-	396,837.16	286,390.38	602,574.70	-	1,285,802.24	1,285,802.24	-	1,285,802.24	1,285,802.24	0.0%	-
Non-Operating Income		81,360,000.00	1,282,278.31	7,587,544.13	9,726,861.87	-	18,596,684.31	16,193,007.56	2,024,715.96	18,217,723.52	(62,763,315.69)	-77.1%	-
Miscellaneous Income	4069999000	81,360,000.00	1,282,278.31	7,587,544.13	9,726,861.87	-	18,596,684.31	16,193,007.56	2,024,715.96	18,217,723.52	(62,763,315.69)	-77.1%	-

QUARTERLY REPORT OF REVENUE AND OTHER RECEIPTS  
As at the Quarter Ending September 30, 2022

Department: DEPARTMENT OF EDUCATION  
Agency:  
Operating Unit: Regions I to XIII, CAR, NCR, Central Office, BTC, and BLR  
Organization Code: 70010100000  
Fund Cluster: 01 - REGULAR AGENCY FUND

Classification/Sources of Revenue and Other Receipts	UACS Code	REVENUE TARGET (Annual) per BESF	Actual Revenue And Other Receipts Collections					Cumulative Remittance/Deposits To Date			Variance		Remarks
			1st Quarter	2nd Quarter	3rd Quarter	4th Quarter	TOTAL	Remittance to BTr	Deposited with AGDB	Total	Amount	%	
1	2	3	4	5	6	7	8=(4+5+6+7)	9	10	11=(9+10)	12=(8-3)	13 = (12/3)	14
<b>A.1.2 Non-Cash Revenue</b>		-	870,096.38	6,323,255.70	10,322,820.39	-	17,516,172.47	7,738,144.77	2,968,276.71	10,706,421.48	17,516,172.47	0.00%	
<b>Non-Tax</b>		-	870,096.38	6,323,255.70	10,322,820.39	-	17,516,172.47	7,738,144.77	2,968,276.71	10,706,421.48	17,516,172.47	0.00%	
<b>Collections effected through outright deductions from claims</b>													
Fines and Penalties-Service Income	4020114000		114,055.71	179,920.36	54,771.82	-	348,747.89	348,747.89	-	348,747.89	348,747.89	0.00%	
Other Service Income	4020199000		14,987.43	139,570.78	1,514,154.61	-	1,668,712.82	-	-	-	1,668,712.82	0.00%	
Fines and Penalties-Business Income	4020223000		-	219,431.97	-	-	219,431.97	219,431.97	-	219,431.97	219,431.97	0.00%	
Other Gains	4050199000		-	147,204.09	183,409.48	-	330,613.57	330,613.57	-	330,613.57	330,613.57	0.00%	
Miscellaneous Income	4069999000		741,053.24	5,637,128.50	8,411,792.31	-	14,789,974.05	6,680,659.17	2,968,276.71	9,648,935.88	14,789,974.05	0.00%	
Others	3010101000		-	-	158,692.17	-	158,692.17	158,692.17	-	158,692.17	158,692.17	0.00%	
<b>A.2. Non-Revenue Collections/Other Receipts</b>		-	89,119,103.81	130,955,135.61	62,828,509.63	-	282,902,749.05	256,206,134.54	21,627,827.90	277,833,962.44	282,902,749.05	0.00%	
<b>A.2.1 Cash Receipts</b>		-	75,430,049.41	116,045,397.21	46,811,556.16	-	238,287,002.78	213,960,548.95	19,368,265.43	233,328,814.38	238,287,002.78	0.00%	
Refund of Cash Advances		-	26,103,305.85	14,901,208.64	14,205,691.77	-	55,210,206.26	48,608,454.19	3,433,517.67	52,041,971.86	55,210,206.26	0.00%	
Refund of Overpayments		-	37,806,013.79	80,789,857.01	21,991,188.84	-	140,587,059.64	137,628,703.06	1,169,002.58	138,797,705.64	140,587,059.64	0.00%	
Disallowances		-	2,200,033.01	2,923,205.20	2,981,597.68	-	8,104,835.89	7,997,311.12	106,924.77	8,104,235.89	8,104,835.89	0.00%	
Restitution of loss		-	-	-	1,047.00	-	1,047.00	1,047.00	-	1,047.00	1,047.00	0.00%	
Others		-	9,320,696.76	17,431,126.36	7,632,030.87	-	34,383,853.99	19,725,033.58	14,658,820.41	34,383,853.99	34,383,853.99	0.00%	
<b>A.2.2 Non-Cash Receipts</b>		-	13,689,054.40	14,909,738.40	16,016,953.47	-	44,615,746.27	42,245,585.59	2,259,562.47	44,505,148.06	44,615,746.27	0.00%	
<b>Collections effected through outright deductions from claims</b>													0.00%
Refund of Cash Advances			252,293.29	632,149.92	225,990.59	-	1,110,433.80	1,110,433.80	-	1,110,433.80	1,110,433.80	0.00%	
Refund of Overpayments			4,675,382.59	4,343,223.16	5,074,115.62	-	14,092,721.37	13,982,123.16	-	13,982,123.16	14,092,721.37	0.00%	
Disallowances			480,878.01	665,300.80	1,079,365.61	-	2,225,544.42	2,225,544.42	-	2,225,544.42	2,225,544.42	0.00%	
Restitution of loss			410.00	1,626.69	44,253.25	-	46,289.94	46,289.94	-	46,289.94	46,289.94	0.00%	
Others			8,280,090.51	9,267,437.83	9,593,228.40	-	27,140,756.74	24,881,194.27	2,259,562.47	27,140,756.74	27,140,756.74	0.00%	
<b>TOTAL</b>		<b>160,496,000.00</b>	<b>94,952,513.60</b>	<b>162,892,765.35</b>	<b>89,983,995.61</b>	<b>-</b>	<b>347,829,274.56</b>	<b>297,544,633.29</b>	<b>38,006,078.90</b>	<b>335,550,712.19</b>	<b>187,333,274.56</b>	<b>116.72%</b>	

Prepared by:  **FLORIE MAE T. CURAZA**  
Accountant II

Checked by:  **NELIZA G. ADVINCULA**  
Accountant III, CROC Section

Certified Correct:  **MA. RHUNNA L. CATALAN**  
Chief Accountant

Approved by:  **CHOLITA F. ZONG**  
Chief Administrative Officer  
Officer-in-Charge  
Office of the Director IV-Finance Service


QUARTERLY REPORT OF REVENUE AND OTHER RECEIPTS


As at the Quarter Ending September 30, 2022


Department: DEPARTMENT OF EDUCATION  
 Agency:  
 Operating Unit: Regions I to XIII, CAR, NCR, Central Office, ANC, BTC, BLR and Ecotech Center  
 Organization Code: 70010100000  
 Fund Cluster 06 - BUSINESS RELATED FUNDS (Revolving Funds)

Classification/Sources of Revenue and Other Receipts	UACS Code	REVENUE TARGET (Annual) per BESF)	Actual Revenue And Other Receipts Collections					Cumulative Remittance/Deposits To Date			Variance		Remarks
			1st Quarter	2nd Quarter	3rd Quarter	4th Quarter	TOTAL	Remittance to BTr	Deposited with AGDB	Total	Amount	%	
1	2	3	4	5	6	7	8=(4+5+6+7)	9	10	11=(9+10)	12=(8-3)	13 = (12/3)	14
<b>F. Business Related Funds/Revolving Funds (Fund Cluster Code 06)</b>													
F.1. Revenue Collections		239,891,000.00	20,164,265.82	56,781,116.19	67,279,997.01	-	144,225,379.02	19,865.29	114,658,126.28	114,677,991.57	(95,665,620.98)	-39.88%	
F.1.1 Cash Revenue		239,891,000.00	20,164,265.82	56,765,515.99	67,273,993.14	-	144,203,774.95	19,865.29	114,636,522.21	114,656,387.50	(95,687,225.05)	-39.89%	
Non-Tax			20,164,265.82	56,765,515.99	67,273,993.14	-	144,203,774.95	19,865.29	114,636,522.21	114,656,387.50		0.00%	
Service Income			1,088,500.50	5,211,586.07	3,774,313.50	-	10,074,400.07	-	7,253,277.07	7,253,277.07		0.00%	
Other Service Income	4020199000		1,088,500.50	5,211,586.07	3,774,313.50	-	10,074,400.07	-	7,253,277.07	7,253,277.07		0.00%	
Business Income			19,064,012.32	51,553,458.42	63,499,533.85	-	134,117,004.59	9,549.29	107,382,773.64	107,392,322.93		0.00%	
Seminar/Training Fees	4020204000		93,600.00	108,250.00	11,990.00	-	213,840.00	-	198,840.00	198,840.00		0.00%	
Rent/Lease Income	4020205000		679,650.00	1,527,920.00	1,751,180.00	-	3,958,750.00	-	1,433,580.00	1,433,580.00		0.00%	
Income from Hostels/Dormitories and Other Like Facilities	4020213000	239,891,000.00	15,801,554.02	41,725,336.76	46,441,953.25	-	103,968,844.03	-	83,905,192.48	83,905,192.48	(95,687,225.05)	0.00%	
Income from Printing and Publication	4020215000		725.00	8,170.00	720,342.50	-	729,237.50	-	8,895.00	8,895.00		0.00%	
Sales Revenue	4020216000		1,655,200.00	3,427,100.00	7,733,180.00	-	12,815,480.00	-	12,815,480.00	12,815,480.00		0.00%	
Interest Income	4020221000		139,222.96	124,294.87	98,970.81	-	362,488.64	9,549.29	91,963.51	101,512.80		0.00%	
Other Business Income	4020299000		694,060.34	4,632,386.79	6,741,917.29	-	12,068,364.42	-	8,928,822.65	8,928,822.65		0.00%	
Non-Operating Income			11,753.00	471.50	145.79	-	12,370.29	10,316.00	471.50	10,787.50		0.00%	
Miscellaneous Income	4069999000		11,753.00	471.50	145.79	-	12,370.29	10,316.00	471.50	10,787.50		0.00%	
F.1.2 Non-Cash Revenue		-	-	15,600.20	6,003.87	-	21,604.07	-	21,604.07	21,604.07	21,604.07	0.00%	
Collections effected through outright deductions from claims													
Miscellaneous Income	4060999000		-	15,600.20	6,003.87	-	21,604.07	-	21,604.07	21,604.07	21,604.07	0.00%	
F.2. Non-Revenue Collections/Other Receipts		-	933,079.84	692,912.18	20,005.66	-	1,645,997.68	136,122.04	1,631,882.38	1,768,004.42	1,645,997.68	0.00%	
F.2.1 Cash Receipts		-	933,079.84	692,912.18	20,005.66	-	1,645,997.68	136,122.04	1,631,882.38	1,768,004.42	1,645,997.68	0.00%	
Refund of Cash Advances		-	-	90,112.18	0.05	-	90,112.23	-	90,112.23	90,112.23	90,112.23	0.00%	
Others		-	933,079.84	602,800.00	20,005.61	-	1,555,885.45	136,122.04	1,541,770.15	1,677,892.19	1,555,885.45	0.00%	
F.2.2 Non-Cash Receipts		-	-	-	-	-	-	-	-	-	-	0.00%	
<b>TOTAL</b>		<b>239,891,000.00</b>	<b>21,097,345.66</b>	<b>57,474,028.37</b>	<b>67,300,002.67</b>	<b>-</b>	<b>145,871,376.70</b>	<b>155,987.33</b>	<b>116,290,008.66</b>	<b>116,445,995.99</b>	<b>(94,019,623.30)</b>	<b>-39.19%</b>	

Prepared by:  
  
 FLORIE MAE T. CURAZA  
 Accountant II

Checked by:  
  
 NELIZA G. ADVINCULA  
 Accountant III, CROC Section

Certified Correct:  
  
 MA. RHUNNA L. CATALAN  
 Chief Accountant

Approved by:  
  
 CHOLITA F. TIONG  
 Chief Administrative Officer  
 Officer-in-Charge  
 Office of the Director IV-Finance Service

QUARTERLY REPORT OF REVENUE AND OTHER RECEIPTS  
As at the Quarter Ending September 30, 2022

Department: DEPARTMENT OF EDUCATION  
Agency:  
Operating Unit: Regions I to XIII, CAR, NCR, and Central Office  
Organization Code: 70010100000  
Fund Cluster 07 - TRUST RECEIPTS

Classification/Sources of Revenue and Other Receipts	UACS Code	REVENUE TARGET (Annual) per BESF)	Actual Revenue And Other Receipts Collections					Cumulative Remittance/Deposits To Date			Variance		Remarks
			1st Quarter	2nd Quarter	3rd Quarter	4th Quarter	TOTAL	Remittance to BTr	Deposited with AGDB	Total	Amount	%	
1	2	3	4	5	6	7	8=(4+5+6+7)	9	10	11=(9+10)	12=(8-3)	13 = (12/3)	14
<b>G. Trust Receipts (Fund Cluster Code 07)</b>													
<b>G.1. Inter-Agency Transferred Funds (IATF) Deposited with the National Treasury</b>													
Due to NGAs			-	-	6,596,872.15	-	6,596,872.15	-	82,400.00	82,400.00			0.00%
Others			-	-	-	-	-	-	-	-			0.00%
Receipt of Income/Revenues			-	-	5,948,002.15	-	5,948,002.15	-	82,400.00	82,400.00			0.00%
Receipt of Inter-Agency Transactions			-	-	648,870.00	-	648,870.00	-	-	-			0.00%
<b>G.2. Other Trust Receipts Deposited with the National Treasury</b>			53,744,484.70	64,362,654.37	68,522,987.33	-	186,630,126.40	173,840,450.27	266,374.13	174,106,824.40			0.00%
Performance Bond			448,824.15	-	89,512.25	-	538,336.40	462,563.10	89,512.25	552,075.35			0.00%
Others													0.00%
Receipt of Income/Revenues			14,338,580.89	15,651,164.06	19,420,459.30	-	49,410,204.25	33,549,541.99	176,861.88	33,726,403.87			0.00%
Trust Receipts			20,000.00	-	5,000.00	-	25,000.00	25,000.00	-	25,000.00			0.00%
Refund of Overpayment		4,430,791.00	967,686.15	11,043.12	38,913.29	-	1,017,642.56	1,017,642.56	-	1,017,642.56	7,860,381,858.26		0.00%
Refund of Cash Advances			-	-	-	-	-	35,997.65	-	35,997.65			0.00%
Other Receipts			37,969,393.51	48,700,447.19	48,969,102.49	-	135,638,943.19	138,749,704.97	-	138,749,704.97			0.00%
<b>G.3. Trust Receipts Deposited with Authorized Government Depository Banks (</b>			2,356,776,912.16	2,531,254,300.90	2,783,554,437.65	-	7,671,585,650.70	34,668,551.65	7,626,930,353.21	7,661,598,904.86			0.00%
Proceeds from sale of bid documents			3,321,913.29	6,546,377.14	5,741,800.00	-	15,610,090.43	2,482,590.00	12,917,500.43	15,400,090.43			0.00%
Donations for Disaster Risk Reduction and Mangement Program			-	213,000.00	100,000.00	-	313,000.00	-	313,000.00	313,000.00			0.00%
Other Trust Liabilities													0.00%
Receipt of Income/Revenues			82,443,463.15	151,182,823.02	79,719,177.62	-	313,345,463.78	4,082,237.51	299,536,480.43	303,618,717.94			0.00%
Receipt of Inter-Agency Transactions			44,264,559.19	72,244,827.54	35,205,773.72	-	151,715,160.45	17,861,751.45	133,853,409.00	151,715,160.45			0.00%
Receipt of Intra-Agency Transactions			2,055,622,653.76	2,051,175,448.83	2,358,939,995.42	-	6,465,738,098.01	-	6,465,738,098.01	6,465,738,098.01			0.00%
Other Receipts			171,124,322.77	249,891,824.37	303,847,690.89	-	724,863,838.03	10,241,972.69	714,571,865.34	724,813,838.03			0.00%
<b>TOTAL</b>		4,430,791.00	2,410,521,396.86	2,595,616,955.27	2,858,674,297.13	-	7,864,812,649.26	208,509,001.92	7,627,279,127.34	7,835,788,129.25	7,860,381,858.26	177403.58%	

Prepared by:

Checked by:

Certified Correct:

Approved by:

  
FLORIE MAE T. CURAZA  
Accountant II

  
NELIZA G. ADVINCULA  
Accountant III, CROC Section

  
MA. RHUNNA L. CATALAN  
Chief Accountant

  
CHOLITA F. TONG  
Chief Administrative Officer  
Officer-in-Charge  
Office of the Director IV-Finance Service