



Republic of the Philippines
Department of Education
OFFICE OF THE UNDERSECRETARY FOR ADMINISTRATION

27 July 2023

MA. GRACE M. DELOS SANTOS
Director for Budget and Management Bureau-F
Department of Budget and Management
4/F, Boncodin Hall, Gen. Solano St.
San Miguel, Manila

Dear **Director Delos Santos**,

We are pleased to submit the **Budget Accountability Report No. 1 (BAR No.1)**, titled **FY 2023 Quarterly Physical Report of Operation**, which covers this Department's accomplishments for the quarter ending **30 June 2023**.

For queries or clarifications regarding this matter, your Office may contact **Mr. John Carlo Astilla** of the Planning Service - Programming and Planning Division at telephone numbers (02) 8633-72-16 and (02) 8638-86-34 or through his official email address at **johncarlo.astilla@deped.gov.ph**.

Thank you for your continued support of the education sector.

Sincerely,


NOLASCO A. MEMPIN
Undersecretary for Administration

Encl: As stated.

cc: **Undersecretary Michael Wesley T. Poa**
Chief of Staff, DepEd Office of the Secretary

Undersecretary Annalyn M. Sevilla
Finance, DepEd

Auditor Imelda G. Celso
State Auditor V
Supervising Auditor, COA-DepEd

Jason V. Mercene
Supervising Administrative Officer
OIC, Public Affairs Service, DepEd

Resty C. Osias
Director IV
BHRD, DepEd

FY 2023 PHYSICAL ACCOMPLISHMENT REPORT
As of June 30, 2023

Department : DEPARTMENT OF EDUCATION
Agency : Office of the Secretary
Operating Unit : Central Office
Organization : 70010100000
Code (UACS)

Organizational Outcomes / Performance Indicators	2023 GAA Targets	2023 Revised Targets	Physical Targets					Physical Accomplishment			Variance (Target-Accomplishment)	Remarks
			1st Quarter	2nd Quarter	3rd Quarter	4th Quarter	TOTAL	1st Quarter	2nd Quarter	TOTAL		
Access of every Filipino to an enhanced basic education program enabling them to prepare for further education and the world of work achieved												
EDUCATION POLICY DEVELOPMENT PROGRAM												
Outcome Indicators												
1. Percentage of completed education researches used for policy development	100%					100%	100%					
	560					560	560					
2. Percentage of satisfactory feedback from clients on issued policies	78%					78%	78%					
Output Indicators												
1. Number of policies formulated, reviewed, and issued	52					52	52	9	2	11	41	Directions were given to expedite the issuance of policies in order to achieve the key initiatives supporting the MATATAG Basic Education Agenda. As a result, two policies were issued during the second quarter, despite the majority of policies being targeted for completion and issuance in the next semester of 2023. These policies include: 1) enhancing enrollment efficiency for the upcoming school year (SY 2023-2024), and 2) facilitating the grant of an anniversary bonus for DepEd officials and personnel in honor of DepEd's anniversary in June. Please see "Annex A" for the List of DepEd Issued Policies.
2. Number of education researches completed			47	0	0	560	607	570	654	1,224	1,649	
i. FY 2023 Fund (Current)	560					560	560	0	44	44	516	
ii. FY 2022 Fund (Continuing) (Remaining Balance)			47				47	570	610	1,180	1,133	The 47 target set for the FY 2022 Continuing Funds was the balance from the FY 2022 target. The over-accomplishment was due to the timeline of the conduct and completion of the action research at the school level which is synchronized with the school calendar starting usually at the 1st or 2nd quarters and completing the 3rd or 4th quarters which already transcended to FY 2023. An action research by definition is aimed to improve educational practices and to resolve problems at the classroom or the school level. The current "Research Management Guidelines" is undergoing policy review to revisit the efficiency and effectiveness including the cycle of implementation as well as the considerations for targeting.
3. Number of proposed policies reviewed	85					85	85	20	24	44	41	To achieve the goals set forth in the MATATAG Basic Education Agenda of creating job-ready, active and responsible citizens, we need to enhance our literacy and numeracy initiatives, improve our science, technology, reading, and math programs, and elevate English proficiency. To achieve this, there is an urgent need to establish guidelines for the National Learning Recovery Program. This requirement has caused an exceed in this quarter's accomplishment. Therefore, policies were completed early by policy proponents and submitted for management review to facilitate the implementation of the basic education policies and programs and the achievement of committed targets for FY 2022. These policies include the National Learning Camp (NLC), School-Based Feeding Program (SBFP), Government Assistance and Subsidies (GAS) - Senior High School Voucher Program (SSH-VP), and GAS support for the Bangsamoro Autonomous Region in Muslim Mindanao (BARMM), Computerization Program and the Learning with Disability. Please see "Annex B" for the List of Proposed Policies Reviewed for more details.


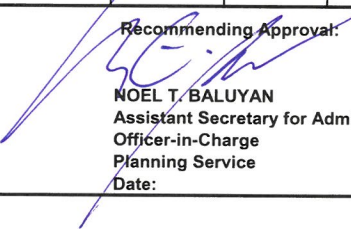







Organizational Outcomes / Performance Indicators	2023 GAA Targets	2023 Revised Targets	Physical Targets					Physical Accomplishment			Variance (Target-Accomplishment)	Remarks
			1st Quarter	2nd Quarter	3rd Quarter	4th Quarter	TOTAL	1st Quarter	2nd Quarter	TOTAL		
BASIC EDUCATION INPUTS PROGRAM												
Outcome Indicators												
1. Percentage of public schools meeting the standard ratio for teachers												
a. Elementary, SY 2023-2024	99%				99%	99%						
	36,371				36,371	36,371						
b. Junior High School, SY 2023-2024	88%				88%	88%						
	7,799				7,799	7,799						
c. Senior High School, SY 2023-2024	91%				91%	91%						
	6,034				6,034	6,034						
2. Percentage of public schools meeting the standard ratio for classrooms												
a. Grades 1-10	79%				79%	79%						
	39,071				39,071	39,071						
b. Senior High School	62%				62%	62%						
	4,633				4,633	4,633						
3. Percentage of public schools provided with Information and Communications Technology (ICT) package												
a. Elementary	100%				100%	100%						
	36,868				36,868	36,868						
b. Junior High School	100%				100%	100%						
	8,730				8,730	8,730						
c. Senior High School	100%				100%	100%						
	6,326				6,326	6,326						
Output Indicators												
1. New classrooms constructed												
a. No. of new classrooms constructed			496	1,055	4,819	4,221	10,591	97	2,003	2,100	8,491	There was no target set for the quarter 2 using the 2023 current funds, resulting in no reported accomplishments. However, the accomplishments using the 2022 continuing funds exceeded expectations during this quarter. A Total of 2,100 (20%) new classrooms constructed for the 1st Semester of FY 2023 are based on the latest DPWH report as of May 30, 2023. There are 1,045 classrooms ongoing construction, 201 classrooms under procurement, 14 classrooms reverted, 753 classrooms terminated, and 237 classrooms from BARMM.
i. FY 2023 Fund	6,379	6,241			3,121	3120	6,241					Despite no target, DepEd is currently conducting pre-procurement activities and other projects are still subject to modification. In addition, the finalization of the guidelines relative to the implementation of BEF in regions including BARMM is underway.
ii. Spill-over Funds (FY 2014 to FY 2022)			496	1,055	1,698	1,101	4,350	97	2,003	2,100	-2,250	The overperformance is due to the strengthened coordination and fast reporting of accomplishments with DPWH. 2,003 classrooms were added resulting to a total of 2,100 (48%) constructed classrooms. Moreover, DPWH's-DEOs also included the funds utilized to complete and finish the construction of classrooms previously targeted in the past. However, DepEd is still awaiting official communication from DPWH regarding the actions to be taken for the remaining targets from prior years.

Organizational Outcomes / Performance Indicators	2023 GAA Targets	2023 Revised Targets	Physical Targets					Physical Accomplishment			Variance (Target-Accomplishment)	Remarks
			1st Quarter	2nd Quarter	3rd Quarter	4th Quarter	TOTAL	1st Quarter	2nd Quarter	TOTAL		
b. Textbooks and Instructional/learning materials procured for printing and delivery			2,439,996	0	4,069,338	0	6,509,334	0	0	0	6,509,334	The underachievement is due to the resubmission of the procurement documents and finalization of the guidelines (QASA policy) on the acquisition of textbooks and Instructional Materials (IMs)/ Learning Modules (LMs). However, a pre-procurement meeting/conference was already set for the printing and delivery of 4 million copies of Grades 9 and 10 Learning Resources (LRs) to be delivered in the third quarter of 2023. The schedule of the opening of bids is on July 7, 2023, for the LRs (G9 & G10, KAS, and Psychosocial Support Activity Pack).
i. FY 2023 Fund	4,628,245	4,069,338			4,069,338		4,069,338					
ii. FY 2022 Fund			2,439,996				2,439,996	0	0	0	-2,439,996	
2. Number of equipment procured for distribution:												
a. Science and Math (procured for distribution)												
Total in PIECES			0	16,023,494	0	0	16,023,494	0	0	0	16,023,494	
Total in PACKAGES			0	16,010	0	0	16,010	0	0	0	16,010	
i.a. FY 2023 Fund - pieces	11,016,797			11,016,797			11,016,797		0	0	-11,016,797	There was a 3rd pre-procurement meeting held on June 29, 2023, despite the underperformance. The bidding documents are currently being finalized for posting. Meanwhile, ongoing procurement for the items lodged to SDOs is being closely monitored and reported through issued memorandums to the field offices. The Bureau of Learning Resource - Cebu is consolidating these reports.
i.b. FY 2023 Fund - packages				5,361			5,361		0	0	-5,361	
ii.a. FY 2022 Fund - pieces				5,006,697			5,006,697		0	0	-5,006,697	
ii.b. FY 2022 Fund - packages				10,649			10,649		0	0	-10,649	The status/remarks applies to both FY 2022 and FY 2023.
b. Technical and Vocational Livelihood (procured for distribution)											0	
Total in PIECES			203,882	0	435,836	0	639,718	0	177,673	177,673	462,045	
Total in PACKAGES			1,576	0	1,269	0	2,845	0	0	0	2,845	
i.a. FY 2023 Fund - pieces	427,438	435,836			435,836		435,836					This quarter, there is no specific target in place. However, preparations are underway to create bidding documents for the procurement of 6,217 TVL pcs. in the Central Office. Additionally, there is a scheduled 2nd pre-procurement meeting, and BLRC has been requested to submit a clearance certificate for ICT-related goods that will be procured.
i.b. FY 2023 Fund - packages		1,269			1,269		1,269					
ii.a. FY 2022 Fund - pieces			203,882	0	0	0	203,882	0	177,673	177,673	26,209	
a. CO Procurement			5,658				5,658	0	0	0	-5,658	Although it has not met its targets, there is currently a procurement process underway for 5,658 TVL pieces due to unsuccessful bids for 2 lots in FY 2022. The physical target has been reduced from 6,066 to 5,658 pieces due to revisions in the technical specifications and an increase in the unit cost for re-bidding. The BLRC has been requested to submit a clearance certificate for ICT-related goods that will be procured as requested by the BAC.
b. SDO Procurement (Downloading)			198,224				198,224	0	177,673	177,673	-20,551	The staggered completion of the procurement process and submission of reports from field offices are hindering the achievement of the target. However, BLRC is continuously collecting and consolidating data from the SDOs.
ii.b. FY 2022 Fund - packages			1,576				1,576	0	0	0	-1,576	Although the desired number of 6,066 TVL pieces was not achieved due to unsuccessful bidding for 2 lots in the fiscal year 2022, there is still a current procurement process for 5,658 TVL pieces. The reduction in the physical target is due to the revision of technical specifications and a rise in the unit cost of items for re-bid. The BLRC is required to submit a clearance certificate for ICT-related goods to be procured, as requested by the BAC.

Organizational Outcomes / Performance Indicators	2023 GAA Targets	2023 Revised Targets	Physical Targets					Physical Accomplishment			Variance (Target-Accomplishment)	Remarks
			1st Quarter	2nd Quarter	3rd Quarter	4th Quarter	TOTAL	1st Quarter	2nd Quarter	TOTAL		
c. ICT packages (procured for distribution)			58,682	0	3,700	0	62,382	0	0	0	62,382	
i. FY 2023 Fund	3,700				3,700		3,700					A pre-procurement conference has been scheduled by the Bids and Awards Committee Secretariat Division (BACSD) despite the target being set for the 3rd quarter. The target had to be revised due to the need to reconfigure the original specifications and modify the package content.
ii. FY 2022 Fund	4,162		58,682				58,682	0	0	0	-58,682	The reason for the underperformance is that the packages to be procured have been modified, and the market survey has been updated to support the new management's directions. As a result, the revised target of 4,404 packages is currently waiting for the pre-procurement conference schedule.
3. Number of newly-created teaching positions filled up												
a. No. of Teaching Items Created			0	10,000	0	0	10,000	0	9,650	9,650	350	
i. FY 2023 Fund	10,000			10,000			10,000		9,650	9,650	-350	On June 22, 2023, DBM approved the creation of 9,650 teaching positions, consisting of 3,404 for Teacher I, 6,123 for Teacher II, and 123 Special Science Teacher I teaching items. However, the target of 10,000 teaching positions was not fully met due to a request to create higher salary grade positions such as the SST I and Teacher II positions, resulting in a shortfall of 350 items.
b. No. of Teaching Items Filled-up			3,420	0	6,000	3,650	13,070	1,783	483	2,266	10,804	
i. FY 2023 Fund	10,000				6,000	3,650	9,650					
ii. Spill-over Funds (FY 2020 - FY 2022)			3,420	0	0	0	3,420	1,783	483	2,266	-1,154	While the hiring process is ongoing, the reason for underperformance can be attributed to the waiving of certain items for special program beneficiaries (SPIMS and DOST) as well as a need for more qualified applicants with specific specializations in Junior High School (JHS) and Senior High School (SHS). The Department of Education (DepEd) and Department of Labor and Employment (DOLE) will be reviewing and updating the implementation of the Sa Pinas Ikaw ang Ma'am at Sir (SPMIS) while also putting measures in place to strengthen the teacher inventory in each regional office.
INCLUSIVE EDUCATION PROGRAM												
Outcome Indicators												
1. Percentage of learners enrolled in:												
a. SPED (public)	0.48%					0.48%	0.48%					
	137,828					137,828	137,828					
b. ALIVE (both public and private)	0.63%					0.63%	0.63%					
	180,423					180,423	180,423					
c. IPED (public)	0.47%					0.47%	0.47%					
	133,935					133,935	133,935					
e. ALS	2.23%					2.23%	2.23%					
	638,929					638,929	638,929					
2. Percentage of learners provided with learning resources												
	0.18%					0.18%	0.18%					
	50,310					50,310	50,310					At present, field offices are actively working on developing and producing SLMs. In addition, ALS LRs are in the finalization stage, and field offices have completed pre-procurement processes.
Output Indicators												
1. Number of schools offering the following programs:												
a. ALIVE (public and private)	2,888					2,888	2,888					
b. IPED	3,089					3,089	3,089					
c. SPED	6,558					6,558	6,558					
2. Number of public schools provided with learning resources												
	44,984					44,984	44,984					Currently, no data is available as the field offices are still in the process of procurement.

Organizational Outcomes / Performance Indicators	2023 GAA Targets	2023 Revised Targets	Physical Targets					Physical Accomplishment			Variance (Target-Accomplishment)	Remarks
			1st Quarter	2nd Quarter	3rd Quarter	4th Quarter	TOTAL	1st Quarter	2nd Quarter	TOTAL		
3. Percentage of reported errors in learning resources addressed	100.00%					100%	100%					There haven't been any reported errors addressed yet.
SUPPORT TO SCHOOLS AND LEARNERS PROGRAM												
Outcome Indicators												
1. Retention rate												
a. Elementary	98.91%					98.91%	98.91%					
	SY 2022-2023											
b. Secondary (Grade 7 to 12)	91.12%					91.12%	91.12%					
	SY 2022-2023											
2. Completion Rate												
a. Elementary	79%					79%	79%					
	SY 2022-2023											
b. Secondary (Grade 7 to 12)	69%					69%	69%					
	SY 2022-2023											
3. Proportion of learners achieving at least nearly proficient in the National Achievement Test												
a. Elementary (Grade 6)	42%					42%	42%					NAT G6 will be administered in the 3rd Quarter of FY 2023.
	SY 2022-2023											
b. Junior High School (Grade 10)	18%					18%	18%					NAT G10 administration was administered last June 27 and 29, 2023 per DM No. 034, s. 2023 and DM-CT-2023-171.
	SY 2022-2023											
c. Senior High School (Grade 12)	25%					25%	25%					NAT G12 was administered in the 1st Quarter of FY 2023. Processing of test results is ongoing, and the results will be available by September 2023.
	SY 2022-2023											
Output Indicators												
1. Number of learners benefitting from the "School Feeding Program"												
i. FY 2023 Fund (Current)	1,678,704				1,678,704	1,678,704				0		The implementation is set for August 2023, and the SDOs are currently working on preparing their procurement documents.
ii.a FY 2022 Fund (Continuing) (Remaining balance), NFP			301,003			301,003		112,533	130,493	243,026	-57,977	The total learners fed using the FY 2022 fund were 3,433,051 (98.34%) and there is still an ongoing feeding for 57,977 (1.66%) learners. This underachievement was due to the failure of bidding and lack of e-nutribun suppliers in some field offices. Nevertheless, the program will be continued its implementation with close monitoring by the program proponents to finish the feeding cycle for all remaining targeted learner-beneficiaries.
ii.b FY 2022 Fund (Continuing) (Remaining balance), Milk			600,639			600,639		163,680	176,643	340,323	-260,316	The total number of learners fed using the FY 2022 fund was 3,205,901 (92.49%). The estimated number of learners to be fed is 189,914 (5.48%) and there is an ongoing feeding for 70,402 (2.03%) learners. The failure to wholly fed the overall learners-beneficiaries was mainly due to the delay in the procurement process of NDA & PCC and in the liquidation of the previous year's funding resulting in the deferment in fund transfer and implementation of current funds—also, which resulted to underachievement. As a result, the program team shall monitor and continuously follow up and fast-track the procurement process of milk implementation (% NDA/PCC) in the field offices.
2. Number of Grantees:												
i. FY 2023 Fund (Current)	2,420,717		0	107,876	0	2,591,391	2,699,267	45,446	23,990	69,436	2,629,831	
ε Education Service Contracting (ESC)	1,179,329					1,179,329	1,179,329	-	328	328	2,591,063	ESC and SHS VP grantees for SY 2023-2024 are targeted to be billed within the 4th Quarter of the current year. DepEd Central Office will receive billing statements for payment beginning the 2nd week of October 2023.

Organizational Outcomes / Performance Indicators	2023 GAA Targets	2023 Revised Targets	Physical Targets					Physical Accomplishment			Variance (Target-Accomplishment)	Remarks
			1st Quarter	2nd Quarter	3rd Quarter	4th Quarter	TOTAL	1st Quarter	2nd Quarter	TOTAL		
† SHS Voucher	1,132,155	1,302,829				1,302,829	1,302,829					<p>FS-GASO issued a Department Order No. 12 s. 2023 approving the upper-grade level of ESC grades 8 to 10 are expected to be received within the 3rd Quarter of this year.</p> <p>Since a Special Provision in the 2023 General Appropriations Act (GAA) has been included to wit; "DepEd shall continue to implement the Government Assistance and Subsidies programs for beneficiaries – learners, teachers and schools – in the BARMM DepEd shall provide guidelines on the implementation release and monitoring of payment to BARMM schools."</p> <p>GASO included the allocation for BARMM in SY 2023-2024 from the SHS voucher and readjusted the physical targets of each region to accommodate BARMM.</p>
‡ Joint Delivery Voucher Program (JDVP)	109,233					109,233	109,233		328	328	108,905	<p>As of June 30, 2023, the JDVP team has received a total of 328 learner-beneficiaries, constituting 0.30% of the total grantees for SY 2022-2023. Although the target was set for the fourth quarter, DepEd originally planned to open the submission of billing statements in May 2023. However, this was postponed due to the delayed issuance of guidelines. Consequently, with the new timeline for billing statement processing extended until August 31, 2023, a total of 328 beneficiary applications have already been processed.</p>
ii. FY 2022 Continuing Fund (Remaining Balance)			-	107,876	-	-	107,876	45,446	23,662	69,108	38,768	
‡ Education Service Contracting (ESC)				50,238			50,238	45,446	4,792	50,238	0	<p>The remaining 4,792 (0.47%) grantees were billed on the 2nd Quarter of the current fiscal year for SY 2022-2023. The total billed grantees is 890,438 which is lower than the total number of grantees targeted under FY 2022 which is why the target was revised to 50,238. The lower number of beneficiary was due to lower number of application identified as eligible.</p> <p>FS-GASO issued a Department Order No. 12 s. 2023 approving the upper-grade level of ESC grades 8 to 10 which are expected to be received within 3rd Quarter of this year.</p>
† SHS Voucher				45,292			45,292		16,696	16,696	-28,596	<p>The target for this indicator was not achieved in the second quarter because the billings for certain SHS VP beneficiaries were delayed. However, the remaining 16,696 (1.25%) grantees' bills will be submitted before the end of the second semester of school year 2022-2023, which is estimated to be in the first two weeks of July 2023.</p>
‡ Joint Delivery Voucher Program				12,346			12,346		2,174	2,174	-10,172	<p>Due to the deferred release of JDVP guidelines (DO 6, s. 2023 - Implementation of the JDVP-TVL for SY 2022-2023) last March 21, 2023, the billings started to come in around the second to the third week of May 2023. Out of the 12,346 charged to continuing funds, a total of 2,174 (18%) grantees were billed for the second quarter and since Central Office is continuously receiving billing documents, the remaining grantees shall be completely processed payments and be billed within the third quarter this fiscal year.</p>
EDUCATION HUMAN RESOURCE DEVELOPMENT PROGRAM												
Outcome Indicators												
1. Increase in percentage of public schools conducting schools learning action cell sessions	5%					5%	5%					

Organizational Outcomes / Performance Indicators	2023 GAA Targets	2023 Revised Targets	Physical Targets					Physical Accomplishment			Variance (Target-Accomplishment)	Remarks			
			1st Quarter	2nd Quarter	3rd Quarter	4th Quarter	TOTAL	1st Quarter	2nd Quarter	TOTAL					
Output Indicators															
1. Number of teachers and teaching-related staff trained			77,775	77,775	77,775	77,775	311,100	491,254	2,785	494,039	160,939				
i. FY 2023 Fund (Current)	311,100		77,775	77,775	77,775	77,775	311,100	147,376	2,785	150,161	160,939				
a. Teachers								147,376	0	147,376		The underachievement in the number of teachers trained in the 2nd quarter is due to the memorandum issued by NEAP, directing the ROs and SDOs to hold the utilization of the directly released Program Support Fund (PSF) following the directives of the administration, which aims to streamline the Department's systems and processes and strengthen professional development (PD) programs for teachers and school leaders through partnerships with TEIs and 3NS. Consequently, there's no training conducted for teachers in ROs and SDOs using the PSF.			
b. Teaching-related staff								0	2,785	2,785		The physical accomplishment for the teaching-related staff is from the program conducted by NEAP-Central Office using the CO-Managed Fund.			
ii. FY 2022 Fund (Continuing)								343,878	0	343,878		Only accomplishments were indicated in this section as they are outputs derived from continuing funds or savings from the Regional Offices. Hence no target is indicated.			
a. Teachers								343,878	0	343,878		Conducted trainings are charged to continuing INSET Fund which is only allotted to in-service teachers which also is the reason for no target this FY 2023.			
b. Teaching-related staff								0	0	0					
<table border="0" style="width:100%"> <tr> <td style="width:33%"> Prepared by: MAY JANE B. FELICIANO Chief/Planning Officer V PS-Planning and Programming Division Date: </td> <td style="width:33%"> In coordination with:  CHOLITA F. TIONG Chief Administrative Officer FS-Budget Division Date: </td> <td style="width:33%"> Recommending Approval:  NOEL T. BALUYAN Assistant Secretary for Administration Officer-in-Charge Planning Service Date: </td> <td style="width:33%"> Approved by:  NOLASCO A. MEMPIN Undersecretary for Administration Date: </td> </tr> </table>												Prepared by: MAY JANE B. FELICIANO Chief/Planning Officer V PS-Planning and Programming Division Date:	In coordination with:  CHOLITA F. TIONG Chief Administrative Officer FS-Budget Division Date:	Recommending Approval:  NOEL T. BALUYAN Assistant Secretary for Administration Officer-in-Charge Planning Service Date:	Approved by:  NOLASCO A. MEMPIN Undersecretary for Administration Date:
Prepared by: MAY JANE B. FELICIANO Chief/Planning Officer V PS-Planning and Programming Division Date:	In coordination with:  CHOLITA F. TIONG Chief Administrative Officer FS-Budget Division Date:	Recommending Approval:  NOEL T. BALUYAN Assistant Secretary for Administration Officer-in-Charge Planning Service Date:	Approved by:  NOLASCO A. MEMPIN Undersecretary for Administration Date:												

**List of Reviewed Policies
FY 2023**

Date of Review	Title
	First Quarter, 2023
Jan-12, Jan-23	Implementing Guidelines on the Release of Funds for FY2023
27-Jan	Implementing Guidelines on Co-Curricular and Extra-Curricular Activities
23-Jan	Amendment to DepEd Order no. 15, s. 2017, as amended by DepEd Order No. 02, s. 2018 (Guidelines on the Allocation of Funds for Venue, Meals and Snacks, and Room Accommodation for Official Activities Organized and Conducted by the Department of Education)
10-Jan	Distance Education for Learners with Disabilities (LWDs)
23-Jan	Revised Multi - Year Guidelines on the Allocation, Receipt, Utilization, Monitoring and Reporting of the Basic Education Facilities Fund (BEFF)
13-Jan	Adoption of Filipino Sign Language (FSL) as Medium of Instruction in Basic Education for the Deaf Learners
23-Jan	Creation of Audit Observations and Findings Management Committees (AOFMCs) in the Central and Regional Offices towards the Strengthening of Internal Control System in the Department of Education
26-Jan	Implementing Rules and Regulations of Republic Act No. 11476 Titled "An Act Institutionalizing Good Manners and Right Conduct and Values Education in the K to 12 Curriculum Appropriating Funds Therefor, and for Other Purposes"
25-Jan	Multiyear Guidelines in the Implementation of the School Building Program under the Last Mile School Program
26-Jan	Creating the School Infrastructure Management Office (SIMO) at the Department of Education in the Central Office
18-Jan	Inclusive Employment Policy in the Department of Education
24-Jan	Guidelines on the Distribution of Teacher Workload and Payment of Teaching Overload
30-Jan, 09-Mar	Guidelines on the Identification and Procurement of Supplementary Learning Resources (SLRs) for Public School Libraries and Library Hubs
30-Jan	Guidelines on the Implementation of Alternative Learning System Senior High School (ALS SHS)
23-Jan, 10-Mar	Multiyear Guidelines on the Utilization of the Engineering and Administrative Overhead (EAO) and (PDE) Funds Under the Basic Education Facilities (AOE) Fund under the School Furniture Program
13-Feb	Reconstitution of DepEd University Center Task Force (Amendment to DepEd Order No. 90, s. 2012)
22-Feb	Amendment to Paragraph 37, Enclosure 1 of DepEd Order No. 20, s. 2021 (Enhanced Guidelines on Accreditation/Re-accreditation of Private Entities Under the Automatic Payroll Deduction System Program)
09-Feb	Guidelines on the Procurement and Quality Assurance of Textbooks and teacher's Manual
06-Mar	Guidelines on the Recognition of Implementing Alternative Learning System (ALS) Providers
29-Mar	Multi-Year Implementing Guidelines on School Calendar

List of DepEd Issued Policies

DepEd Order No.	FY 2023	Date of Issuance
First Quarter		
01	Revised Designation of Undersecretaries and Assistant Secretaries to their Strands and Functional Areas of Responsibilities and Revised Signing Authorities	09-Jan-23
02	Amendment to DepEd Order No. 017, s. 2019 (Guidelines on the Provision and Use of Official Mobile Phones, Postpaid Lines and Prepaid Loads as Amended)	17-Jan-23
03	An Order Allowing the Conduct of In-Person Activities in Schools	26-Jan-23
04	Amendment to Panatang Makabayan	14-Feb-23
05	Status on the Accreditation of the Manila Teachers' Savings and Loan Association, Inc. under the Automatic Payroll Deduction System Program	20-Feb-23
06	Guidelines on the Implementation of the Joint Delivery Voucher Program for Senior High School Technical-Vocational-Livelihood Specializations for School Year 2022–2023	21-Mar-23
07	Guidelines on Recruitment, Selection, and Appointment in the Department of Education	22-Mar-23
08	Participation of Teachers in Volunteer Work and Extra Curricular Activities	28-Mar-23
09	An Order Updating the Multi-Year Implementing Guidelines on the Conduct of the K to 12 Basic Education Program End-of-School-Year Rites	28-Mar-23
Second Quarter		
10	Amendment to DepEd Order No. 03, 2018 (Basic Education Enrollment Policy)	09-May-23
11	Policy on the Grant of the Anniversary Bonus in the Department of Education	19-Jun-23

Date of Review	Title
	Second Quarter, 2023
04-Apr	Amendment to DepEd Order No. 002, s. 2023 (Amendment to DepEd Order No. 17, s. 2019)
11-Apr	Amendment to DepEd Order No. 003, 2018 (Basic Education Enrollment Policy)
13-Mar	Guidelines on Website Management and Standards in the Department of Education for your perusal.
05-April	Addendum to DepEd Order No. 44 s. 2021 (Policy Guidelines on the Provision of Educational Programs and Services for Learners with Disabilities in the K to 12 Basic Education Program)
14-April	Creation of the Senior High School National Task Force
28-Feb	Policy Guidelines on the Management Implementation of the Transition Program for Learners with Disabilities
11-April	Institutional Guidelines on the Implementation of the School-Based Feeding Program (SBFP)
17-April, 10-May	Amendment to DepEd Order No. 39, s.2021 (Guidelines on the Provision of Special Hardship Allowance for Public School Teachers)
17-April, 09-June	Policy Guidelines on the Implementation of the National Learning Camp
18-April	Implementing Guidelines on the Utilization of Support Funds for the Madrasah Education Program (MEP)
25-April	Harmonized Services and Programs of the Bureau of Learner Support Services
26-April, 17-May	Amendment to DepEd Order No. 001, s. 2023 (Revised Designation of Undersecretaries and Assistant Secretaries to their Strands and Functional Areas of Responsibilities and Revised Signing Authorities)
03-May	Revised Guidelines on the Eligibility & Application for the Senior High School Voucher Program for SY 2023-2024
05-May, 12-May, 22-May	Omnibus Implementing Guidelines on the School Calendar and Activities for the School Year 2023-2024
10-May, 16-June	Supplemental Guidelines on the Implementation of Government Assistance and Subsidies Program in the Bangsamoro Autonomous Region in Muslim Mindanao
22-May	Amendment to DepEd Order No. 017 s. 2019 (Guidelines on the Provision and Use of Official Mobile Phones, Postpaid Lines and Prepaid Loads) as Amended by DepEd Order No. 002 s. 2023
23-May, 06-June	Guidelines on the Implementation of Senior High School Voucher Program (SHS VP)
24-May, 14-June	Guidelines on the Supply, Delivery, and Contract Implementation of Procurement of Goods
06-June	Policy Guidelines on the Implementation of the Revised School-Based Management (SBM) System
07-June, 20-June	Revised Guidelines on the Implementation of the DepEd Computerization Program (DCP)
08-June	Multi-year Guidelines on the Grant of the Anniversary Bonus to DepEd Officials and Employees for Every Milestone Year
13-June, 19-June	Adoption of the National Learning Recovery Program in the Department of Education
16-June	Interim Guidelines for the Educational Service Contracting (ESC) Program for School Year (SY) 2022-2023 and 2023-2024
19-June	Adoption of the National Learning Recovery Program in the Department of Education